

Picture no. 11

test position left hand touched




Picture no. 12

test position left hand touched



Picture no. 13

test position left hand tilted 15°




Picture no. 14

test position left hand tilted 15°



Picture no. 15

test position right hand touched



Picture no. 16

test position right hand touched




Picture no. 17

test position right hand touched



Picture no. 18

test position right hand tilted 15°




Picture no. 19

test position right hand tilted 15°



Picture no. 20

test position body worn front side (distance 15 mm)




Picture no. 21

test position body worn front side (distance 15 mm)



Picture no. 22

test position body worn rear side (distance 15 mm)




Picture no. 23

test position body worn rear side (distance 15 mm)



Picture no. 24

liquid depth 1900 MHz head tissue simulating liquid



Picture no. 25

liquid depth 1900 MHz body tissue simulating liquid



Annex 4 Calibration parameters

Calibration parameters are described in the additional document :

**Appendix to test report report no. 4-1595-02-01/05‘
Calibration data, Phantom certificate
and detail information of the DASY4 System**