


P. SAR Test Setup Photographs


■ **Test Setup Photo**




■ **Test Setup Photo**




■ **Test Setup Photo**



■ **Test Setup Photo**



■ **Test Setup Photo**





■ **Test Setup Photo**



[Distance of 2.0 cm from the EUT]

[835MHz/ 1900MHz Head Tissue Liquid Depth: 15cm]



[835MHz/ 1900MHz Body Tissue Liquid Depth : 15cm]

