



13. TEST SETUP PHOTOGRAPHS



Figure 13-1
Test Setup for Wireless Device



Figure 13-2
Test Setup for Wireless Device

FCC ID: PP4E22		HAC (T-COIL) TEST REPORT		Reviewed by: Quality Manager
Filename: 0705310543.PP4	Test Dates: June 6 - 7, 2007	EUT Type: Cellular/PCS CDMA Phone	Page 34 of 35	





Axial

Radial H (Transverse)

Radial V (Longitudinal)

**Figure 13-3
T-Coil Scan Overlay Magnetic Field Distributions**

Note: Final measurement locations are indicated by a cursor on the contour plots.

FCC ID: PP4EZ2		HAC (T-COIL) TEST REPORT		Reviewed by: Quality Manager
Filename: 0705310543.PP4	Test Dates: June 6 - 7, 2007	EUT Type: Cellular/PCS CDMA Phone	Page 35 of 35	