



17. TEST PHOTOGRAPHS

See following Attached Pages for setup photographs.

FCC ID: PP4EZ2	 PCTEST wired	HAC (RF EMISSIONS) TEST REPORT		Reviewed by: Quality Manager
HAC Filename: 0705310542.PP4	Test Dates: June 6 - 8, 2007	EUT Type: Cellular/PCS CDMA Phone		Page 68 of 70






Figure 17-1
Ear Reference Point HAC Phantom Alignment



Figure 17-2
HAC Phantom Plane Alignment

FCC ID: PP4EZ2	 PCTEST <small>wireless</small>	HAC (RF EMISSIONS) TEST REPORT	 PANTECH & CURITEL	Reviewed by: Quality Manager
HAC Filename: 0705310542.PP4	Test Dates: June 6 - 8, 2007	EUT Type: Cellular/PCS CDMA Phone	Page 69 of 70	

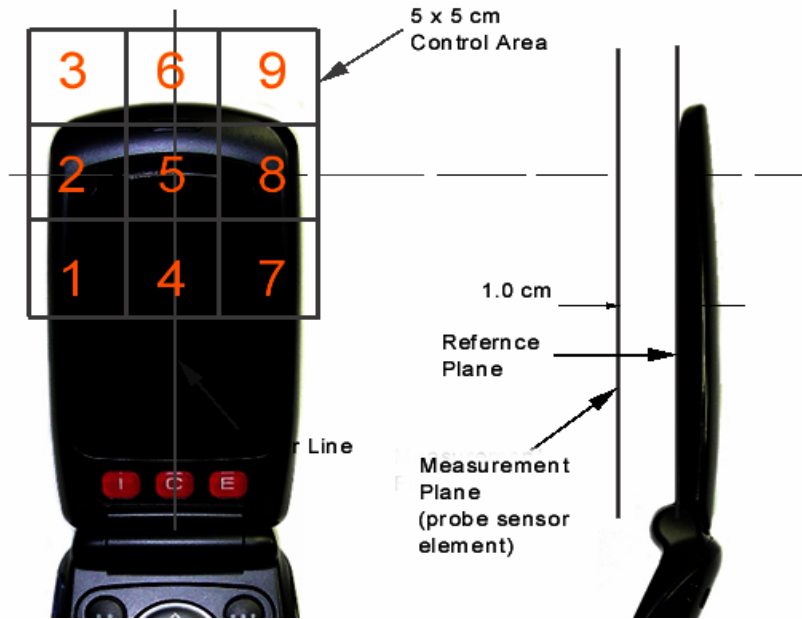


Figure 17-3
5x5 Scan grid above WD



Figure 17-4
E-Field WD Scan overlay



Figure 17-5
H-Field WD Scan overlay

FCC ID: PP4EZ2	PCTEST	HAC (RF EMISSIONS) TEST REPORT	PANTECH & CURITEL	Reviewed by: Quality Manager
HAC Filename: 0705310542.PP4	Test Dates: June 6 - 8, 2007	EUT Type: Cellular/PCS CDMA Phone		Page 70 of 70