

E9070

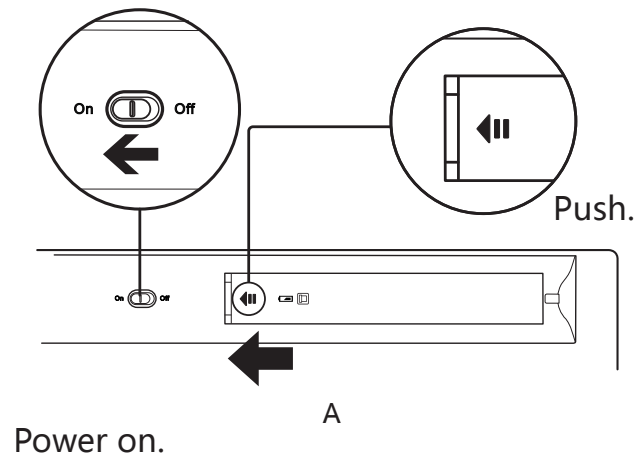
Wireless Ultra-Slim Keyboard 無線超薄鍵盤
Quick Start Guide (V1.0)

The ultimate Wireless

RAPOO 雷柏

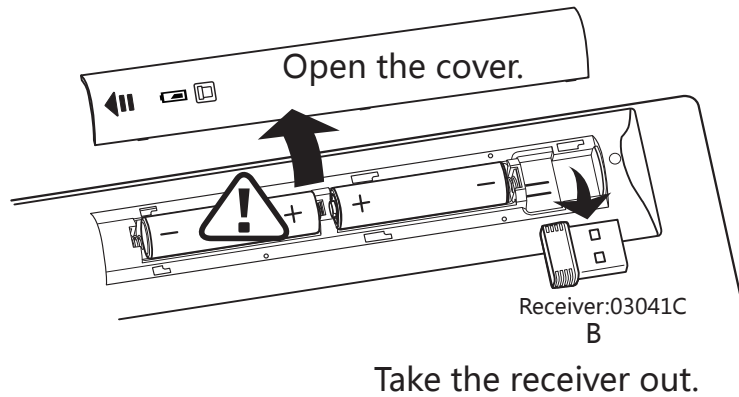
A: 中文：無線超薄鍵盤/英文：Wireless Ultra-Slim Keyboard
B: 中文：2.4G超微型接收器/英文：2.4G Nano Receiver

Model:E9070
Model:03041C

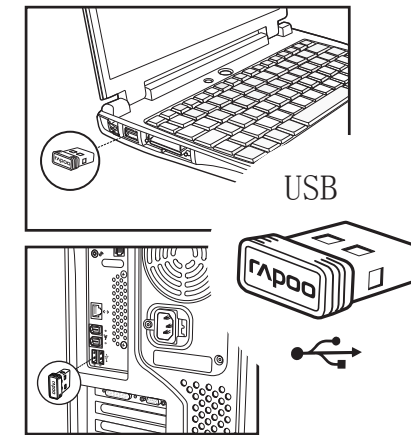


Power on.

A



Take the receiver out.



Plug receiver into Usb port. The receiver will match the keyboard automatically.

Troubleshooting

See www.rapoo.com/E9070/faq for latest FAQs, drivers and quick start guide. For extensive service, register at www.rapoo.com/register.

Copyright

It is forbidden to reproduce any part of this quick start guide without the permission of Rapoo Technology Co., Ltd.

Safety instructions

Do not open or repair this device. Do not use the device in a damp environment. Clean the device with a dry cloth.

Warranty

The device is provided with one-year limited hardware warranty from the purchase day. Please see www.rapoo.com/warranty for more information.

故障分析

請到www.rapoo.com/E9070/faq查閱最新常見問題、請到www.rapoo.com/E9070/download下載最新的驅動和快速安裝指南。如需延長服務，請到www.rapoo.com/register註冊。

知识产权信息

未經雷柏的許可，禁止複製本快速安裝指南的內容。

安全提醒

請不要打開或修理該設備。請不要在潮濕的環境使用該設備。請用干布擦拭該設備。

质保條款

本設備提供自購買之日起1年的有限產品硬件保修服務，具體詳情請查閱www.rapoo.com/warranty。

故障分析

請到www.rapoo.com/E9070/faq查閱最新常見問題、請到www.rapoo.com/E9070/download下載最新的驅動和快速安裝指南。如需延長服務，請到www.rapoo.com/register註冊。

智慧財產權資訊

未經雷柏的許可，禁止複製本快速安裝指南的內容。

安全提醒

請不要打開或修理該設備。請不要在潮濕的環境使用該設備。請用干布擦拭該設備。

质保條款

本設備提供自購買之日起1年的有限產品硬體保固服務，具體詳情請查閱www.rapoo.com/warranty。

문제 해결

최근 미국의 소리는 이런 곳, 드라이버 및 렉 스타트 가이드에 대한 www.rapoo.com/E9070/faq를 참조하십시오. 광범위한 서비스를 위해,에 등록 www.rapoo.com / 등록하십시오.

저작권

이 관련 시작 설명서의 어떤 부분도 Rapoo Technology Co., Ltd.의 허가 없이 복제될 수 없습니다.

안전 지침

이 장치를 열거나 수리하지 마십시오. 장치를 습한 환경에서 사용하지 마십시오. 장치를 마른 걸레로 닦으십시오.

보증

이 장치에는 구매일로부터 1년간의 유한 하드웨어 보증이 제공됩니다. 자세한 내용은 www.rapoo.com/warranty를 참조하십시오.

保修期限	日期	维修情况
购买日期		
购买地点		
产品序列号		
商品编号		
盖章		

备注：请各条填写清楚，请勿擅自涂改，并妥善保管好本保修服务卡，以维护您的合法权益。如有疑问，请向当地经销商与我们联系。



Canada Statement

This device complies with Industry Canada licence-exempt RSS standard(s). Operation is subject to the following two conditions: (1) this device may not cause interference, and (2) this device must accept any interference, including interference that may cause undesired operation of the device.

Le présent appareil est conforme aux CNR d'Industrie Canada applicables aux appareils radio exempts de licence. L'exploitation est autorisée aux deux conditions suivantes : (1) l'appareil ne doit pas produire de brouillage, et (2) l'utilisateur de l'appareil doit accepter tout brouillage radioélectrique subi, même si le brouillage est susceptible d'en compromettre le fonctionnement.

Country (or area)	Information	Description
Hongkong	Company name Address Tel#	Vim Yield Company 香港九龍官塘成業街20號怡生工業大廈2字樓全層 852-31522789
Malaysia	Company name Address Tel#	AV FUTURE LINK SDN BHD NO.23A, JALAN 5/152, TAMAN PERINDUSTRIAN OUG PUCHONG, 58200 KUALA LUMPUR, MALAYSIA (+0060)377830011
Việt Nam	Tên công ty địa chỉ điện thoại	CÔNG TY CỔ PHẦN KỸ THUẬT CÔNG NGHỆ NAM THÀNH Số 7, lô 14A, khu đô thị mới Trung Yên, đường Trung Hòa, quận Cầu Giấy, Hà Nội, Việt Nam 0084-4-37834530
臺灣	公司名稱 地址 電話	連鈺電子有限公司 新北市汐止區新台五路一段79號13樓 (+886) 2 2698 1965
中国大陆	公司名称 地址 电话	深圳雷柏电子有限公司 深圳市福田区益田路4088号卓越时代广场41层 (+86) 755-23995590

FCC Statement

This equipment has been tested and found to comply with the limits for a Class B digital device, pursuant to part 15 of the FCC rules. These limits are designed to provide reasonable protection against harmful interference in a residential installation. This equipment generates, uses and can radiate radio frequency energy and, if not installed and used in accordance with the instructions, may cause harmful interference to radio communications. However, there is no guarantee that interference will not occur in a particular installation. If this equipment does cause harmful interference

to radio or television reception, which can be determined by turning the equipment off and on, the user is encouraged to try to correct the interference by one or more of the following measures:

- Reorient or relocate the receiving antenna.
- Increase the separation between the equipment and receiver.
- Connect the equipment into an outlet on a circuit different from that to which the receiver is connected.
- Consult the dealer or an experienced radio/TV technician for help.

To assure continued compliance, any changes or modifications not expressly approved by the party responsible for compliance could void the user's authority to operate this equipment.

(Example- use only shielded interface cables when connecting to computer or peripheral devices).

This equipment complies with Part 15 of FCC RF Rules. Operation is subject to the following two conditions:

- 1) This device may not cause interference and
- 2) This device must accept any interference, including interference that may cause undesired operation of the device.

Caution!

The manufacturer is not responsible for any radio or TV interference caused by unauthorized modifications to this equipment. Such modifications could void the user authority to operate the equipment.

NCC 警告語

根據交通部低功率管理辦法規定：

第十二條

經型式認證合格之低功率射頻電機，非經許可，公司、商號或使用者均不得擅自變更頻率、加大功率或變更原設計之特性及功能。

第十四條

低功率射頻電機之使用不得影響飛航安全及干擾合法通信；經發現有干擾現象時，應立即停用，並改善至無干擾時方得繼續使用。

前項合法通信，指依電信規定作業之無線電通信。低功率射頻電機須忍受合法通信或工業、科學及醫療用電波輻射性電機設備之干擾。

5602-04D00-222

size:W297mm X H280mm 70g书纸 先风琴再对折