





## APPENDIX C - SETUP PHOTOS



**Figure: 1**

Setup Photo - BODY Configuration				Separation Distance to Phantom (mm)	
Accessories Shown					
Antenna	Battery	Body	Audio	Antenna	DUT
T1	P1 (NiMH)	B1	n/a	15	0
Plot					
B1-B3					
DUT					
MTP40S					
Phantom					
ELI					
Normal View					
Close-Up View					



**Figure: 2**

Setup Photo - BODY Configuration-Front				Separation Distance to Phantom (mm)	
Accessories Shown					
Antenna	Battery	Body	Audio	Antenna	DUT
T1	P1 (NiMH)	B1	n/a	14	0
Plot					
B4					
DUT					
MTP40S					
Phantom					
ELI					
Normal View					
Close-Up View					

**Figure: 3**

Setup Photo - BODY Configuration				Separation Distance to Phantom (mm)	
Accessories Shown					
Antenna	Battery	Body	Audio	Antenna	DUT
T1	P2(Alkaline)	B1	n/a	15	0
Plot					
B5					
DUT					
MTP40S					
Phantom					
ELI					
Normal View					
Close-Up View					

**Figure: 4**

Setup Photo - BODY Configuration				Separation Distance to Phantom (mm)	
Accessories Shown					
Antenna	Battery	Body	Audio	Antenna	DUT
T1	P3(Lithium)	B1	n/a	15	0
Plot					
B6					
DUT					
MTP40S					
Phantom					
ELI					
Normal View					
Close-Up View					