

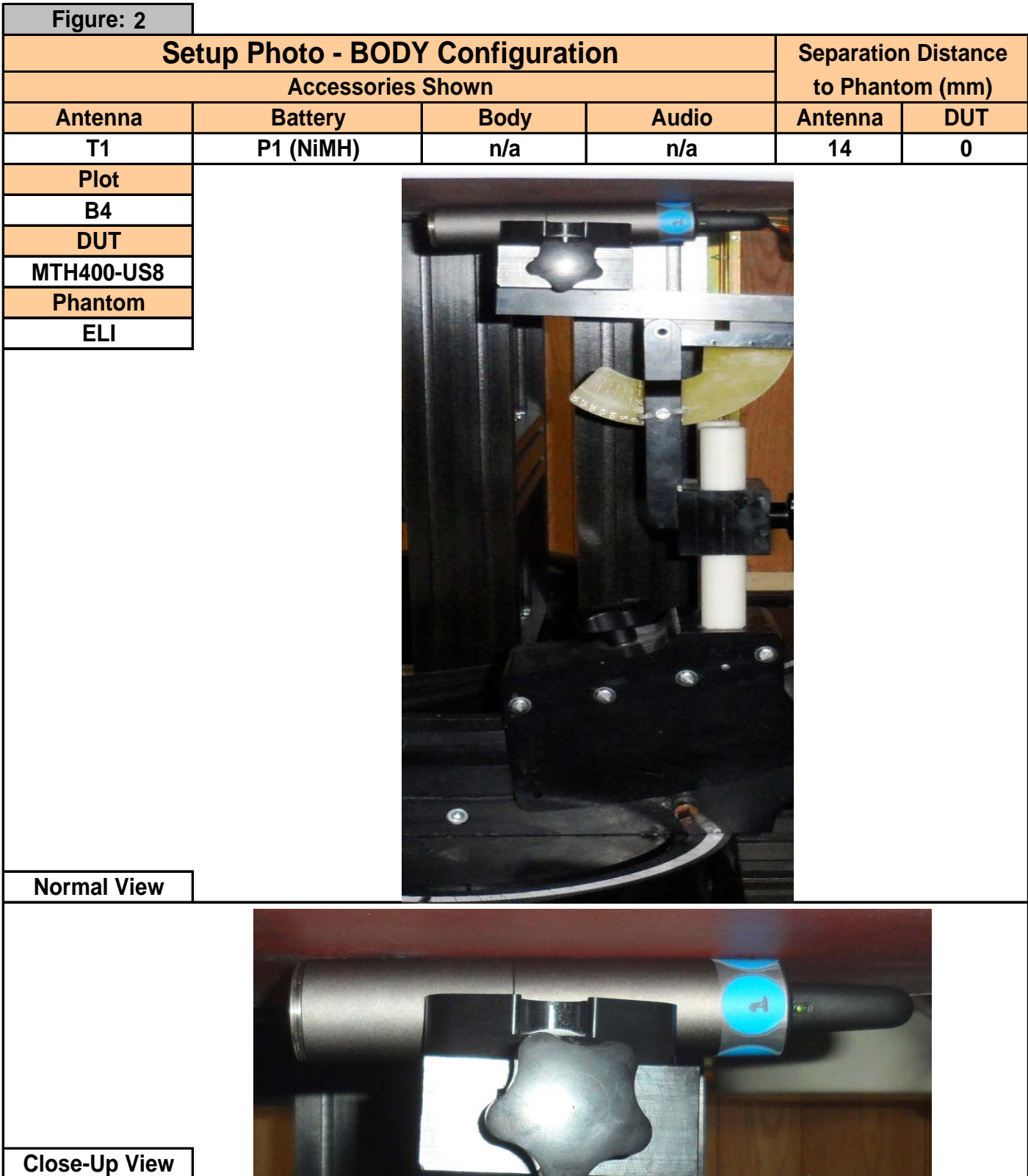




**APPENDIX C - SETUP PHOTOS**

**Figure: 1**



<b>Setup Photo - BODY Configuration</b>				<b>Separation Distance to Phantom (mm)</b>	
<b>Accessories Shown</b>				<b>Antenna</b>	<b>DUT</b>
<b>Antenna</b>	<b>Battery</b>	<b>Body</b>	<b>Audio</b>		
T1	P1 (NiMH)	n/a	n/a	14	0
Plot					
B1-B3					
DUT					
MTH400-US8					
Phantom					
ELI					
<b>Normal View</b>					
					
<b>Close-Up View</b>					





**Figure: 3**

<b>Setup Photo - BODY Configuration</b>				<b>Separation Distance to Phantom (mm)</b>	
<b>Accessories Shown</b>				<b>Antenna</b>	<b>DUT</b>
<b>Antenna</b>	<b>Battery</b>	<b>Body</b>	<b>Audio</b>		
T1	P1(NiMH)	n/a	n/a	14	0
<b>Plot</b>					
B5					
DUT					
MTH400-US8					
Phantom					
ELI					
<b>Normal View</b>					
<b>Close-Up View</b>					



**Figure: 4**

Setup Photo - BODY Configuration				Separation Distance to Phantom (mm)	
Accessories Shown				Antenna	DUT
Antenna	Battery	Body	Audio	Antenna	DUT
T1	P1(NiMH)	n/a	n/a	14	0
Plot					
B6					
DUT					
MTH400-US8					
Phantom					
ELI					
<b>Normal View</b>					
<b>Close-Up View</b>					



**Figure: 5**

<b>Setup Photo - BODY Configuration</b>				<b>Separation Distance to Phantom (mm)</b>		
<b>Accessories Shown</b>				<b>Antenna</b>	<b>DUT</b>	
<b>Antenna</b>	<b>Battery</b>	<b>Body</b>	<b>Audio</b>	<b>Antenna</b>	<b>DUT</b>	
T1	P1(NiMH)	n/a	n/a	14	0	
<b>Plot</b>						
B7						
DUT						
MTH400-US8						
Phantom						
ELI						
	<b>Normal View</b>				<b>Close-Up View</b>	



**Figure: 6**

<b>Setup Photo - BODY Configuration</b>				<b>Separation Distance to Phantom (mm)</b>	
<b>Accessories Shown</b>				<b>Antenna</b>	<b>DUT</b>
<b>Antenna</b>	<b>Battery</b>	<b>Body</b>	<b>Audio</b>		
T1	P1 (NiMH)	n/a	n/a	14	0
<b>Plot</b>					
B8					
DUT					
MTH400-US8					
Phantom					
ELI					
<b>Normal View</b>					
					
<b>Close-Up View</b>					

**Figure: 7**

<b>Setup Photo - BODY Configuration</b>				<b>Separation Distance to Phantom (mm)</b>	
<b>Accessories Shown</b>				<b>Antenna</b>	<b>DUT</b>
<b>Antenna</b>	<b>Battery</b>	<b>Body</b>	<b>Audio</b>	<b>Antenna</b>	<b>DUT</b>
T1	P3 (Lithium)	n/a	n/a	14	0
<b>Plot</b>					
<b>B9</b>					
<b>DUT</b>					
<b>MTH400-US8</b>					
<b>Phantom</b>					
<b>ELI</b>					
<b>Normal View</b>					
<b>Close-Up View</b>					

**Figure: 8**

<b>Setup Photo - BODY Configuration</b>				<b>Separation Distance to Phantom (mm)</b>	
<b>Accessories Shown</b>				<b>Antenna</b>	<b>DUT</b>
<b>Antenna</b>	<b>Battery</b>	<b>Body</b>	<b>Audio</b>		
T1	P3 (Lithium)	n/a	A1	14	0
<b>Plot</b>					
<b>B10</b>					
<b>DUT</b>					
<b>MTH400-US8</b>					
<b>Phantom</b>					
<b>ELI</b>					
<b>Normal View</b>					
<b>Close-Up View</b>					