

CHIP MULTILAYER ANTENNA FOR 2.4 GHz W-LAN / Bluetooth

SAMPLE P/N: **ANT8030-2R4-01A**

[MECHANICAL DIMENSIONS]



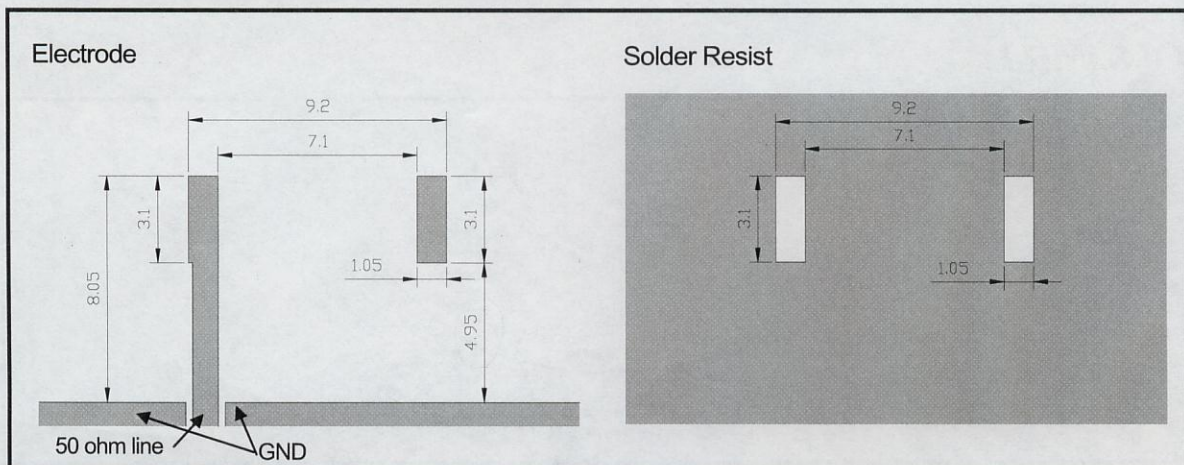
[ELECTRICAL CHARACTERISTICS]

PARAMETER		UNIT
Operation frequency	2.4 – 2.485	GHz
Polarization	Linear	NON
Antenna Gain	2 (Max)	dBi
Impedance	50	ohm
VSWR	2 (Max)	NON

Operating temperature	-40	+85	°C
Storage temperature	-40	+85	°C

Note: Please use the $0dBi = -2.15dBd$ to convert antenna gain expressed in dBd.

[RECOMMENDED PCB PATTERN]

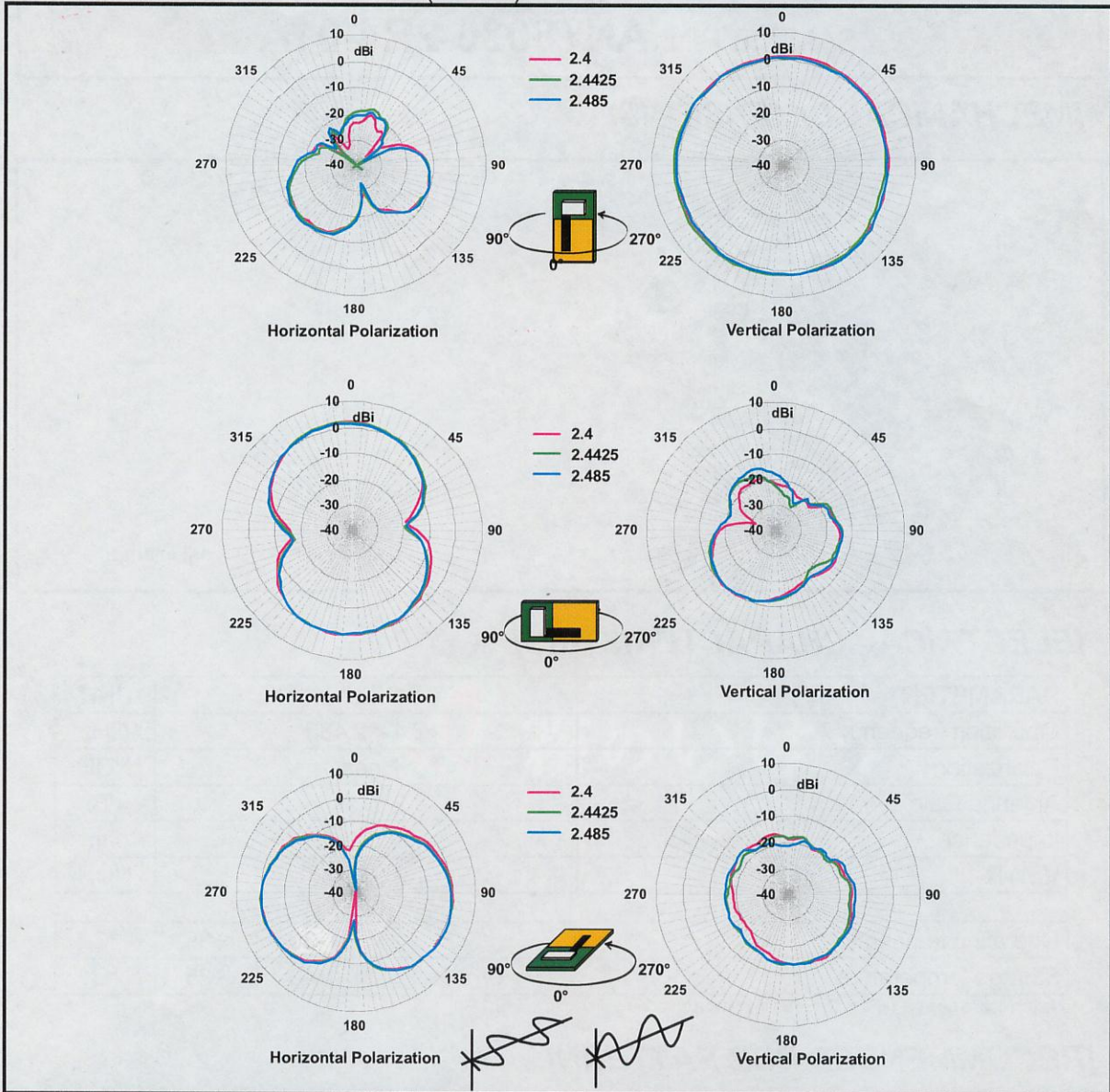


*Note: This document is PRELIMINARY. All specifications are subject to change without notice and are not guaranteed.

PRELIMINARY (under development)

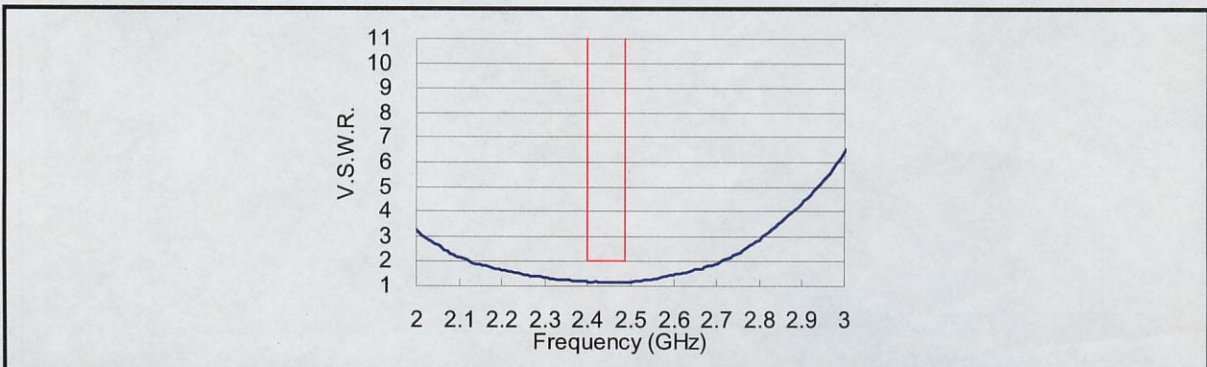
Feb./2003 Ver.1
 TDK Corporation
 Page 2 of 2

- Item: ANT8030-2R4-01A
- Standard antenna: Standard dipole (Anritsu)
- Tx antenna: Horn (TECOM)



Note: Tested antenna has been soldered on 55x20 mm² PCB.

[V.S.W.R.]



Note: Tested antenna has been soldered on 55x20 mm² PCB.

*Note: This document is PRELIMINARY. All specifications are subject to change without notice and are not guaranteed.