



System configuration (RF Conducted test)




Transmitter Radiated Spurious Emissions (RF Radiated test)




X-axis



Y-axis



Z-axis



Note: X-axis generates the maximum emission.

Conducted Emission at mains port

The photographs show maximized emission configuration.

