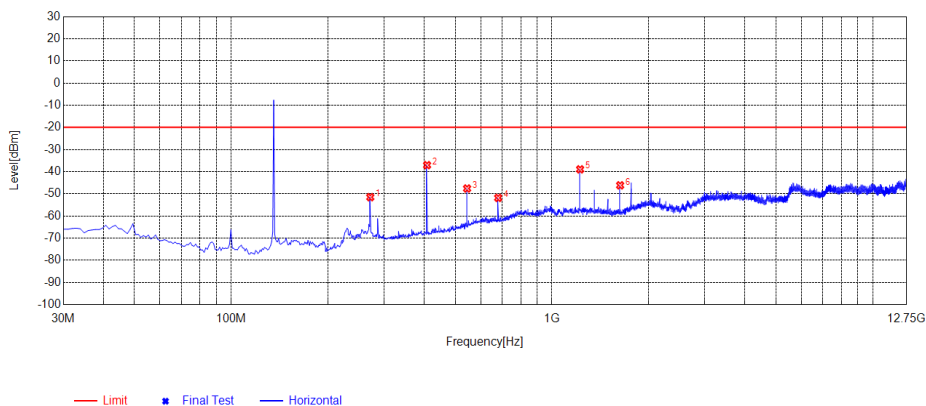
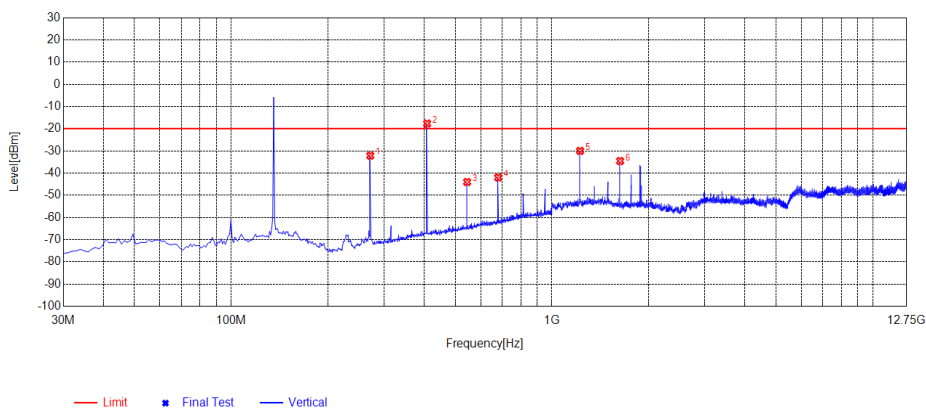


Test Mode: Freq. 136.025MHz-1W - Analog Polarity: Horizontal



NO.	Freq. [MHz]	Reading [dBm]	Level [dBm]	Limit [dBm]	Margin [dB]	Factor [dB]	Angle [°]	Polarity
1	271.5300	-84.59	-51.53	-20.00	31.53	33.06	166	Horizontal
2	408.3000	-71.64	-37.06	-20.00	17.06	34.58	184	Horizontal
3	544.1000	-85.49	-47.61	-20.00	27.61	37.88	231	Horizontal
4	679.9000	-91.91	-51.84	-20.00	31.84	40.07	175	Horizontal
5	1224.4474	-35.17	-38.96	-20.00	18.96	-3.79	184	Horizontal
6	1632.2132	-43.96	-46.18	-20.00	26.18	-2.22	175	Horizontal

Test Mode: Freq. 136.025MHz-1W - Analog Polarity: Vertical

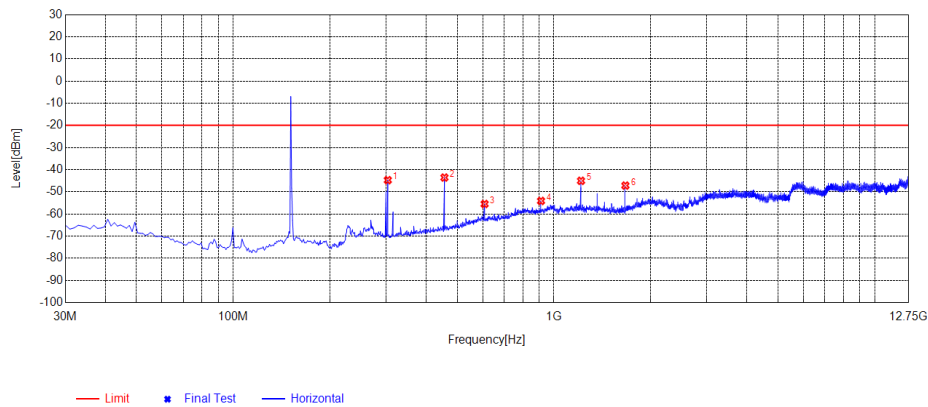


NO.	Freq. [MHz]	Reading [dBm]	Level [dBm]	Limit [dBm]	Margin [dB]	Factor [dB]	Angle [°]	Polarity
1	271.5300	-62.33	-32.15	-20.00	12.15	30.18	230	Vertical
2	408.3000	-52.80	-17.69	-20.00	-2.31	35.11	25	Vertical
3	544.1000	-81.43	-44.02	-20.00	24.02	37.41	267	Vertical
4	679.9000	-82.11	-41.99	-20.00	21.99	40.12	146	Vertical
5	1224.4474	-30.34	-30.01	-20.00	10.01	0.33	118	Vertical
6	1632.2132	-36.28	-34.58	-20.00	14.58	1.70	81	Vertical

Any report having not been signed by authorized approver, or having been altered without authorization, or having not been stamped by the "Dedicated Testing/Inspection Stamp" is deemed to be invalid. Copying or excerpting portion of, or altering the content of the report is not permitted without the written authorization of AGC. The test results presented in the report apply only to the tested sample. Any objections to report issued by AGC should be submitted to AGC within 15 days after the issuance of the test report. Further enquiry of validity or verification of the test report should be addressed to AGC by agc@agc-cert.com.

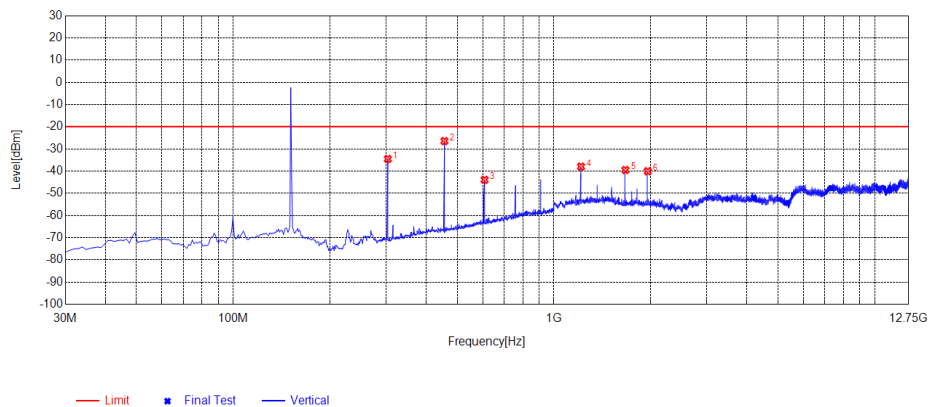


Test Mode:	Freq. 151.850MHz-1W- Analog	Polarity:	Horizontal
------------	-----------------------------	-----------	------------



NO.	Freq. [MHz]	Reading [dBm]	Level [dBm]	Limit [dBm]	Margin [dB]	Factor [dB]	Angle [°]	Polarity
1	303.5400	-76.79	-44.74	-20.00	24.74	32.05	281	Horizontal
2	455.8300	-79.05	-43.56	-20.00	23.56	35.49	19	Horizontal
3	608.1200	-95.36	-55.49	-20.00	35.49	39.87	9	Horizontal
4	911.7300	-97.31	-54.12	-20.00	34.12	43.19	252	Horizontal
5	1215.0465	-41.23	-45.04	-20.00	25.04	-3.81	188	Horizontal
6	1670.9921	-45.26	-47.19	-20.00	27.19	-1.93	9	Horizontal

Test Mode:	Freq. 151.850MHz-1W- Analog	Polarity:	Vertical
------------	-----------------------------	-----------	----------

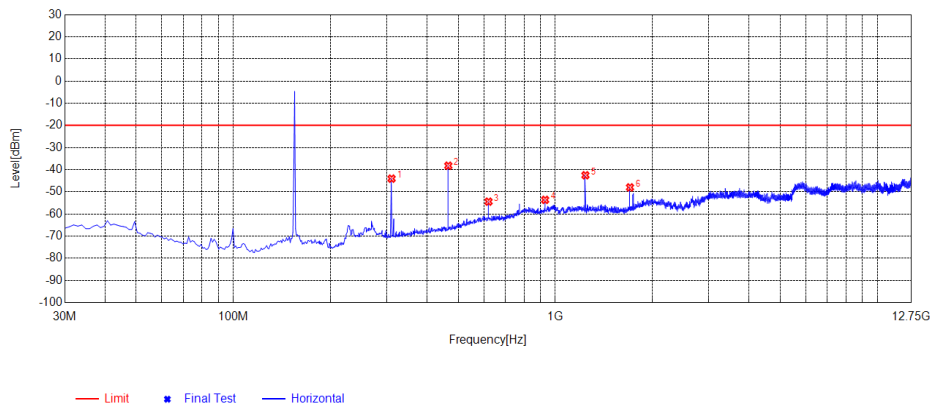


NO.	Freq. [MHz]	Reading [dBm]	Level [dBm]	Limit [dBm]	Margin [dB]	Factor [dB]	Angle [°]	Polarity
1	303.5400	-65.62	-34.55	-20.00	14.55	31.07	32	Vertical
2	455.8300	-62.26	-26.49	-20.00	6.49	35.77	341	Vertical
3	608.1200	-82.80	-43.95	-20.00	23.95	38.85	163	Vertical
4	1215.0465	-38.26	-37.99	-20.00	17.99	0.27	351	Vertical
5	1670.9921	-41.07	-39.51	-20.00	19.51	1.56	97	Vertical
6	1961.2461	-40.64	-40.09	-20.00	20.09	0.55	50	Vertical

Any report having not been signed by authorized approver, or having been altered without authorization, or having not been stamped by the "Dedicated Testing/Inspection Stamp" is deemed to be invalid. Copying or excerpting portion of, or altering the content of the report is not permitted without the written authorization of AGC. The test results presented in the report apply only to the tested sample. Any objections to report issued by AGC should be submitted to AGC within 15 days after the issuance of the test report. Further enquiry of validity or verification of the test report should be addressed to AGC by agc@agc-cert.com.

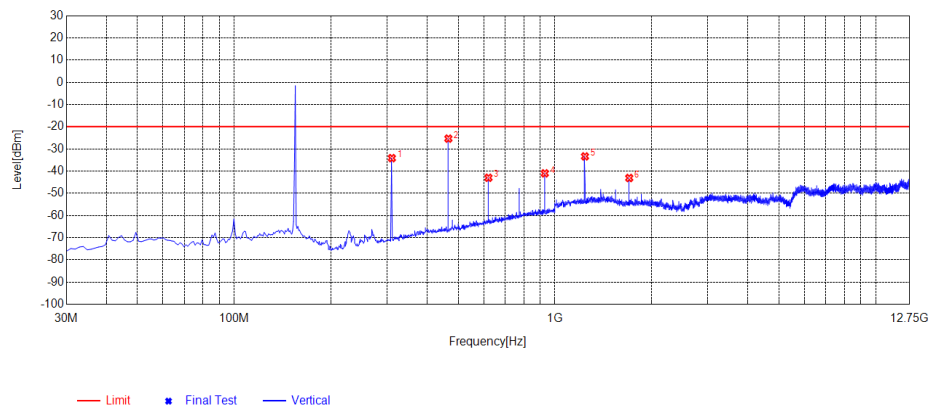


Test Mode: Freq.155.025MHz-1W- Analog Polarity: Horizontal



NO.	Freq. [MHz]	Reading [dBm]	Level [dBm]	Limit [dBm]	Margin [dB]	Factor [dB]	Angle [°]	Polarity
1	310.3300	-76.27	-44.06	-20.00	24.06	32.21	280	Horizontal
2	465.5300	-73.89	-38.22	-20.00	18.22	35.67	233	Horizontal
3	620.7300	-94.35	-54.44	-20.00	34.44	39.91	345	Horizontal
4	930.1600	-97.22	-53.63	-20.00	33.63	43.59	298	Horizontal
5	1240.8991	-38.77	-42.52	-20.00	22.52	-3.75	168	Horizontal
6	1706.2456	-46.34	-48.01	-20.00	28.01	-1.67	360	Horizontal

Test Mode: Freq.155.025MHz-1W- Analog Polarity: Vertical

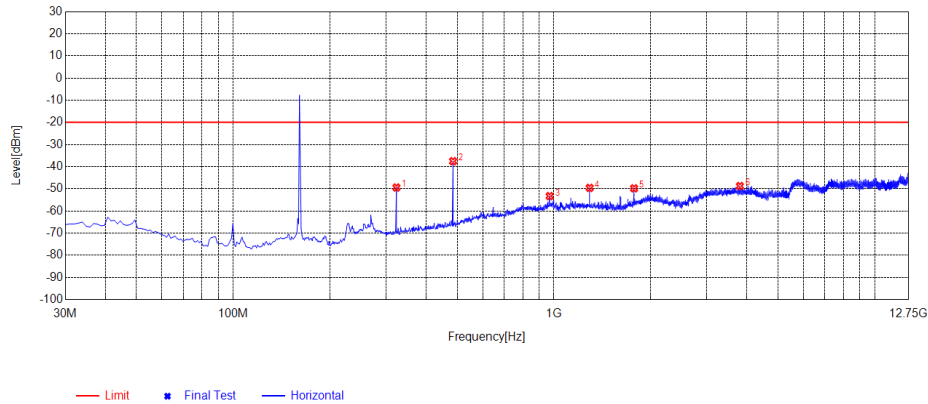


NO.	Freq. [MHz]	Reading [dBm]	Level [dBm]	Limit [dBm]	Margin [dB]	Factor [dB]	Angle [°]	Polarity
1	310.3300	-65.52	-34.17	-20.00	14.17	31.35	34	Vertical
2	465.5300	-61.29	-25.38	-20.00	5.38	35.91	211	Vertical
3	620.7300	-82.09	-43.02	-20.00	23.02	39.07	15	Vertical
4	930.1600	-84.64	-41.02	-20.00	21.02	43.62	174	Vertical
5	1240.8991	-33.84	-33.40	-20.00	13.40	0.44	127	Vertical
6	1705.0705	-44.56	-43.12	-20.00	23.12	1.44	25	Vertical

Any report having not been signed by authorized approver, or having been altered without authorization, or having not been stamped by the "Dedicated Testing/Inspection Stamp" is deemed to be invalid. Copying or excerpting portion of, or altering the content of the report is not permitted without the written authorization of AGC. The test results presented in the report apply only to the tested sample. Any objections to report issued by AGC should be submitted to AGC within 15 days after the issuance of the test report. Further enquiry of validity or verification of the test report should be addressed to AGC by agc@agc-cert.com.

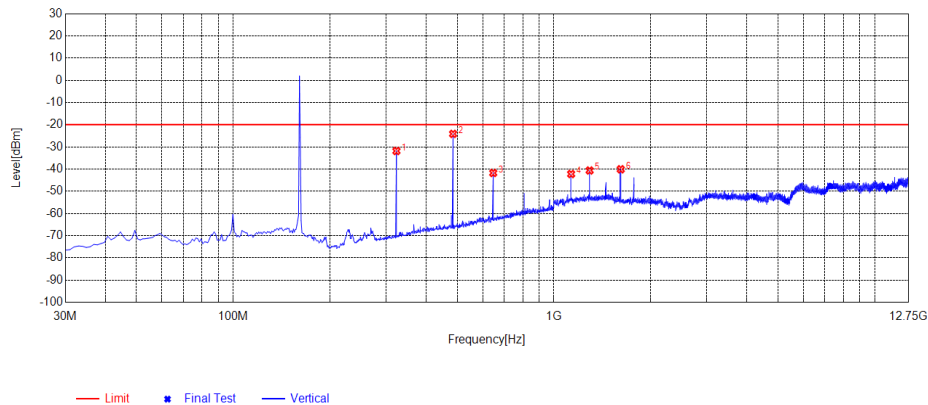


Test Mode:	Freq. 161.610MHz-1W- Analog	Polarity:	Horizontal
------------	-----------------------------	-----------	------------



NO.	Freq. [MHz]	Reading [dBm]	Level [dBm]	Limit [dBm]	Margin [dB]	Factor [dB]	Angle [°]	Polarity
1	322.9400	-81.94	-49.42	-20.00	29.42	32.52	299	Horizontal
2	484.9300	-73.58	-37.54	-20.00	17.54	36.04	224	Horizontal
3	969.9300	-97.76	-53.30	-20.00	33.30	44.46	360	Horizontal
4	1292.6043	-45.93	-49.58	-20.00	29.58	-3.65	360	Horizontal
5	1777.9278	-48.67	-49.80	-20.00	29.80	-1.13	360	Horizontal
6	3800.3050	-53.27	-48.75	-20.00	28.75	4.52	224	Horizontal

Test Mode:	Freq. 161.610MHz-1W - Analog	Polarity:	Vertical
------------	------------------------------	-----------	----------

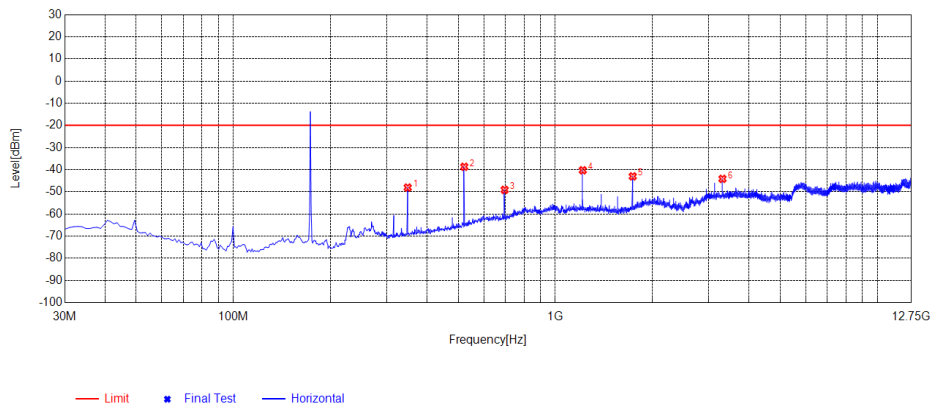


NO.	Freq. [MHz]	Reading [dBm]	Level [dBm]	Limit [dBm]	Margin [dB]	Factor [dB]	Angle [°]	Polarity
1	322.9400	-63.71	-31.85	-20.00	11.85	31.86	229	Vertical
2	484.9300	-60.33	-24.15	-20.00	4.15	36.18	201	Vertical
3	646.9200	-81.29	-41.75	-20.00	21.75	39.54	164	Vertical
4	1131.6132	-41.94	-42.23	-20.00	22.23	-0.29	80	Vertical
5	1292.6043	-41.42	-40.64	-20.00	20.64	0.78	117	Vertical
6	1615.7616	-41.84	-40.09	-20.00	20.09	1.75	89	Vertical

Any report having not been signed by authorized approver, or having been altered without authorization, or having not been stamped by the "Dedicated Testing/Inspection Stamp" is deemed to be invalid. Copying or excerpting portion of, or altering the content of the report is not permitted without the written authorization of AGC. The test results presented in the report apply only to the tested sample. Any objections to report issued by AGC should be submitted to AGC within 15 days after the issuance of the test report. Further enquiry of validity or verification of the test report should be addressed to AGC by agc@agc-cert.com.

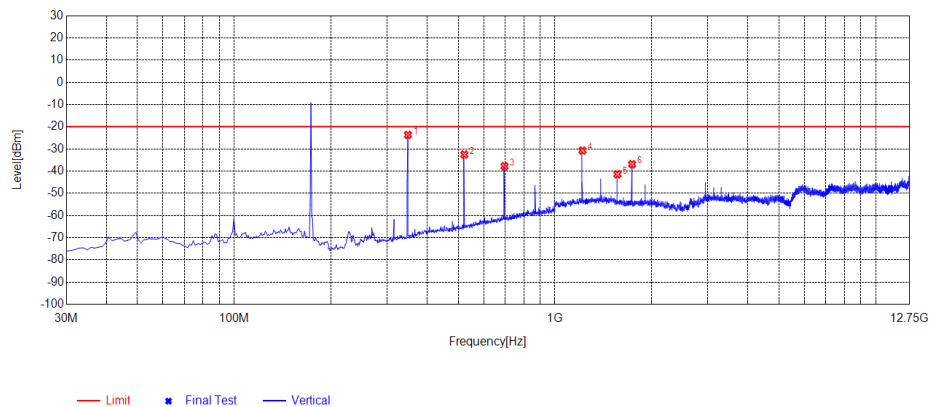


Test Mode:	Freq.173.975MHz-1W - Analog	Polarity:	Horizontal
------------	-----------------------------	-----------	------------




NO.	Freq. [MHz]	Reading [dBm]	Level [dBm]	Limit [dBm]	Margin [dB]	Factor [dB]	Angle [°]	Polarity
1	348.1600	-81.23	-48.09	-20.00	28.09	33.14	56	Horizontal
2	521.7900	-75.80	-38.70	-20.00	18.70	37.10	207	Horizontal
3	696.3900	-89.23	-49.12	-20.00	29.12	40.11	290	Horizontal
4	1217.3967	-36.49	-40.29	-20.00	20.29	-3.80	177	Horizontal
5	1740.3240	-41.62	-43.03	-20.00	23.03	-1.41	346	Horizontal
6	3305.5806	-47.98	-44.15	-20.00	24.15	3.83	131	Horizontal

Test Mode:	Freq. 173.975MHz-1W- Analog	Polarity:	Vertical
------------	-----------------------------	-----------	----------



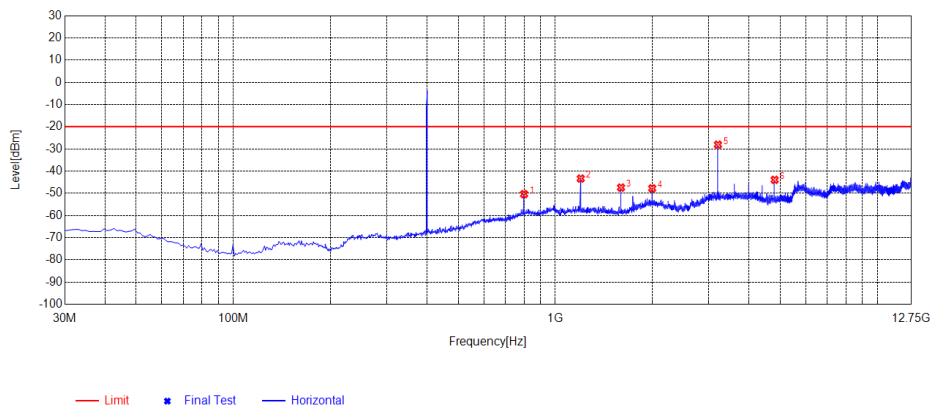
NO.	Freq. [MHz]	Reading [dBm]	Level [dBm]	Limit [dBm]	Margin [dB]	Factor [dB]	Angle [°]	Polarity
1	348.1600	-56.60	-23.71	-20.00	3.71	32.89	135	Vertical
2	521.7900	-69.43	-32.53	-20.00	12.53	36.90	313	Vertical
3	696.3900	-78.23	-37.82	-20.00	17.82	40.41	0	Vertical
4	1218.5719	-31.06	-30.77	-20.00	10.77	0.29	125	Vertical
5	1566.4066	-43.37	-41.44	-20.00	21.44	1.93	304	Vertical
6	1740.3240	-38.23	-36.91	-20.00	16.91	1.32	61	Vertical

Any report having not been signed by authorized approver, or having been altered without authorization, or having not been stamped by the "Dedicated Testing/Inspection Stamp" is deemed to be invalid. Copying or excerpting portion of, or altering the content of the report is not permitted without the written authorization of AGC. The test results presented in the report apply only to the tested sample. Any objections to report issued by AGC should be submitted to AGC within 15 days after the issuance of the test report. Further enquiry of validity or verification of the test report should be addressed to AGC by agc@agc-cert.com.



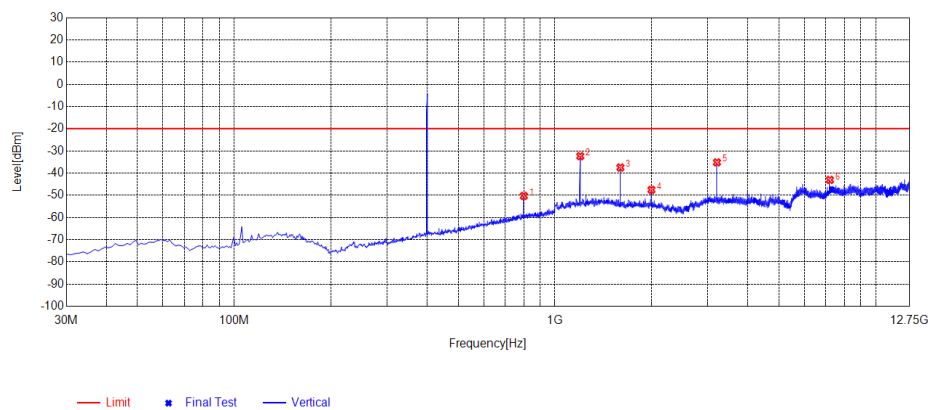
Digital:

Test Mode:	Freq. 400.025MHz-5W- Digital	Polarity:	Horizontal
------------	------------------------------	-----------	------------



NO.	Freq. [MHz]	Reading [dBm]	Level [dBm]	Limit [dBm]	Margin [dB]	Factor [dB]	Angle [°]	Polarity
1	800.1800	-93.80	-50.38	-20.00	30.38	43.42	283	Horizontal
2	1199.7700	-39.53	-43.37	-20.00	23.37	-3.84	112	Horizontal
3	1600.4850	-44.97	-47.43	-20.00	27.43	-2.46	46	Horizontal
4	2000.0250	-48.32	-47.79	-20.00	27.79	0.53	233	Horizontal
5	3199.8200	-31.75	-28.10	-20.00	8.10	3.65	122	Horizontal
6	4800.3300	-47.59	-43.95	-20.00	23.95	3.64	213	Horizontal

Test Mode:	Freq. 400.025MHz-5W- Digital	Polarity:	Vertical
------------	------------------------------	-----------	----------

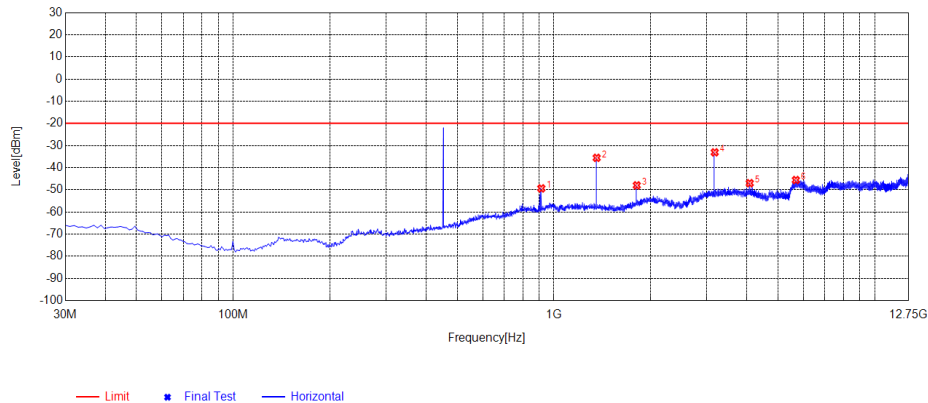


NO.	Freq. [MHz]	Reading [dBm]	Level [dBm]	Limit [dBm]	Margin [dB]	Factor [dB]	Angle [°]	Polarity
1	800.1800	-92.66	-50.29	-20.00	30.29	42.37	7	Vertical
2	1199.7700	-32.54	-32.37	-20.00	12.37	0.17	193	Vertical
3	1600.4850	-39.31	-37.50	-20.00	17.50	1.81	156	Vertical
4	2000.0250	-47.97	-47.56	-20.00	27.56	0.41	138	Vertical
5	3200.9951	-38.34	-35.19	-20.00	15.19	3.15	109	Vertical
6	7201.0951	-55.92	-43.08	-20.00	23.08	12.84	82	Vertical

Any report having not been signed by authorized approver, or having been altered without authorization, or having not been stamped by the "Dedicated Testing/Inspection Stamp" is deemed to be invalid. Copying or excerpting portion of, or altering the content of the report is not permitted without the written authorization of AGC. The test results presented in the report apply only to the tested sample. Any objections to report issued by AGC should be submitted to AGC within 15days after the issuance of the test report. Further enquiry of validity or verification of the test report should be addressed to AGC by agc@agc-cert.com.

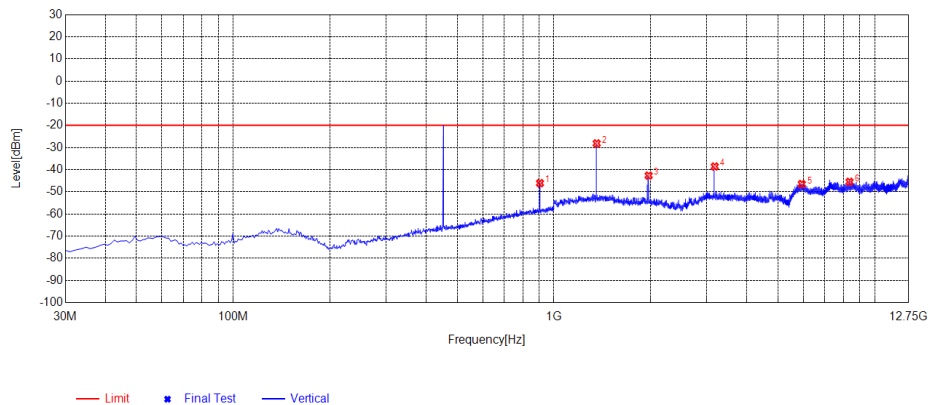


Test Mode:	Freq. 453.225MHz-5W - Digital	Polarity:	Horizontal
------------	-------------------------------	-----------	------------



NO.	Freq. [MHz]	Reading [dBm]	Level [dBm]	Limit [dBm]	Margin [dB]	Factor [dB]	Angle [°]	Polarity
1	913.6700	-92.60	-49.36	-20.00	29.36	43.24	93	Horizontal
2	1359.5860	-32.07	-35.57	-20.00	15.57	-3.50	47	Horizontal
3	1813.1813	-47.12	-47.99	-20.00	27.99	-0.87	56	Horizontal
4	3172.7923	-36.68	-33.08	-20.00	13.08	3.60	149	Horizontal
5	4078.8079	-51.56	-47.01	-20.00	27.01	4.55	196	Horizontal
6	5679.3179	-55.18	-45.59	-20.00	25.59	9.59	187	Horizontal

Test Mode:	Freq. 453.225MHz-5W- Digital	Polarity:	Vertical
------------	------------------------------	-----------	----------

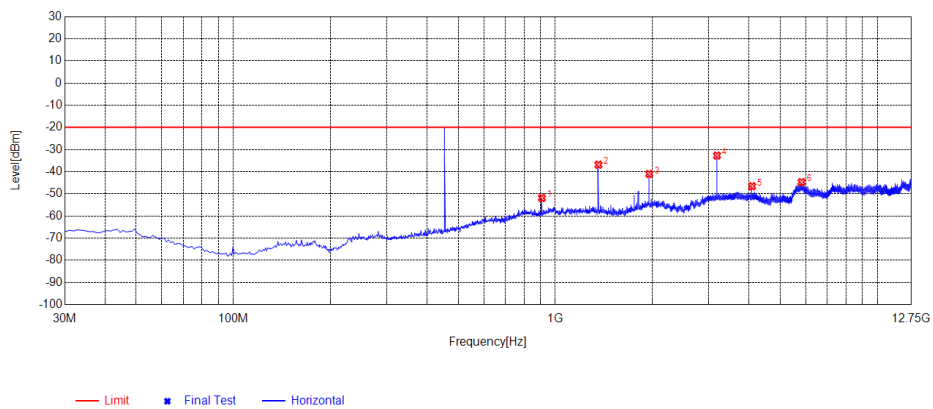


NO.	Freq. [MHz]	Reading [dBm]	Level [dBm]	Limit [dBm]	Margin [dB]	Factor [dB]	Angle [°]	Polarity
1	904.9400	-89.45	-46.09	-20.00	26.09	43.36	98	Vertical
2	1359.5860	-29.40	-28.17	-20.00	8.17	1.23	173	Vertical
3	1974.1724	-43.18	-42.68	-20.00	22.68	0.50	0	Vertical
4	3172.7923	-41.74	-38.58	-20.00	18.58	3.16	117	Vertical
5	5926.0926	-56.70	-46.49	-20.00	26.49	10.21	332	Vertical
6	8349.1849	-58.46	-45.50	-20.00	25.50	12.96	5	Vertical

Any report having not been signed by authorized approver, or having been altered without authorization, or having not been stamped by the "Dedicated Testing/Inspection Stamp" is deemed to be invalid. Copying or excerpting portion of, or altering the content of the report is not permitted without the written authorization of AGC. The test results presented in the report apply only to the tested sample. Any objections to report issued by AGC should be submitted to AGC within 15 days after the issuance of the test report. Further enquiry of validity or verification of the test report should be addressed to AGC by agc@agc-cert.com.

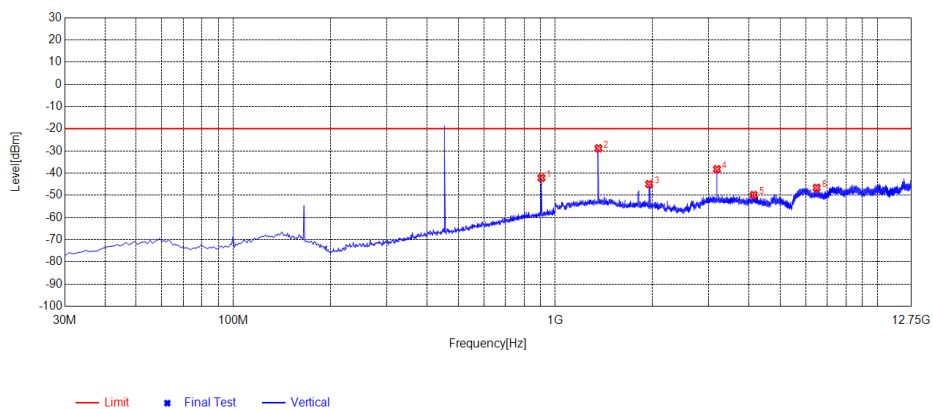


Test Mode:	Freq. 454.025MHz-5W- Digital	Polarity:	Horizontal
------------	------------------------------	-----------	------------



NO.	Freq. [MHz]	Reading [dBm]	Level [dBm]	Limit [dBm]	Margin [dB]	Factor [dB]	Angle [°]	Polarity
1	908.8200	-95.01	-51.88	-20.00	31.88	43.13	313	Horizontal
2	1361.9362	-33.35	-36.85	-20.00	16.85	-3.50	28	Horizontal
3	1957.7208	-41.25	-41.04	-20.00	21.04	0.21	10	Horizontal
4	3178.6679	-36.35	-32.74	-20.00	12.74	3.61	143	Horizontal
5	4085.8586	-51.12	-46.59	-20.00	26.59	4.53	200	Horizontal
6	5816.8067	-54.85	-44.74	-20.00	24.74	10.11	10	Horizontal

Test Mode:	Freq. 454.025MHz-5W- Digital	Polarity:	Vertical
------------	------------------------------	-----------	----------

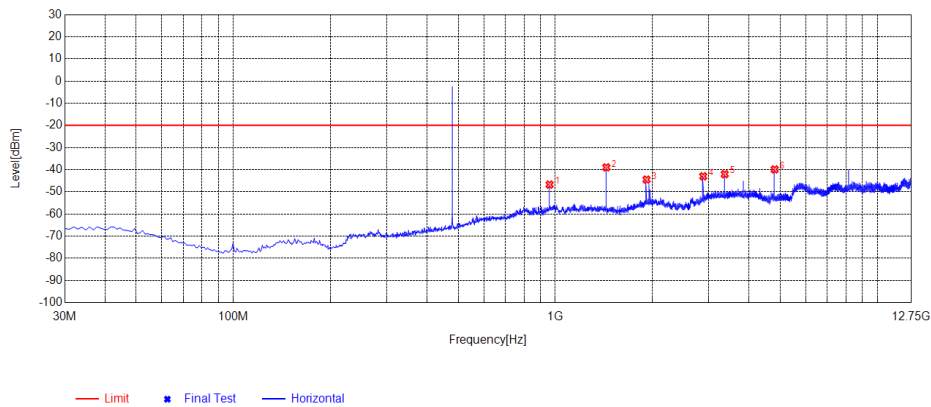


NO.	Freq. [MHz]	Reading [dBm]	Level [dBm]	Limit [dBm]	Margin [dB]	Factor [dB]	Angle [°]	Polarity
1	905.9100	-85.53	-42.16	-20.00	22.16	43.37	72	Vertical
2	1361.9362	-30.10	-28.86	-20.00	8.86	1.24	165	Vertical
3	1956.5457	-45.53	-44.97	-20.00	24.97	0.56	90	Vertical
4	3178.6679	-41.41	-38.25	-20.00	18.25	3.16	100	Vertical
5	4132.8633	-53.10	-49.87	-20.00	29.87	3.23	0	Vertical
6	6481.9232	-58.26	-46.64	-20.00	26.64	11.62	314	Vertical

Any report having not been signed by authorized approver, or having been altered without authorization, or having not been stamped by the "Dedicated Testing/Inspection Stamp" is deemed to be invalid. Copying or excerpting portion of, or altering the content of the report is not permitted without the written authorization of AGC. The test results presented in the report apply only to the tested sample. Any objections to report issued by AGC should be submitted to AGC within 15 days after the issuance of the test report. Further enquiry of validity or verification of the test report should be addressed to AGC by agc@agc-cert.com.

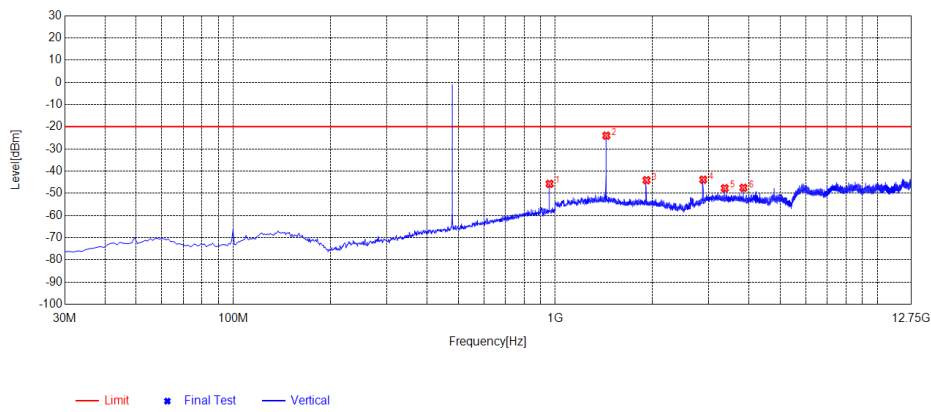


Test Mode:	Freq. 479.975MHz-5W- Digital	Polarity:	Horizontal
------------	------------------------------	-----------	------------



NO.	Freq. [MHz]	Reading [dBm]	Level [dBm]	Limit [dBm]	Margin [dB]	Factor [dB]	Angle [°]	Polarity
1	960.2300	-90.99	-46.74	-20.00	26.74	44.25	157	Horizontal
2	1440.6691	-35.65	-38.98	-20.00	18.98	-3.33	119	Horizontal
3	1920.1170	-44.42	-44.49	-20.00	24.49	-0.07	82	Horizontal
4	2880.1880	-45.15	-42.99	-20.00	22.99	2.16	184	Horizontal
5	3359.6360	-45.97	-42.04	-20.00	22.04	3.93	128	Horizontal
6	4800.3300	-43.53	-39.89	-20.00	19.89	3.64	203	Horizontal

Test Mode:	Freq.479.975MHz-5W - Digital	Polarity:	Vertical
------------	------------------------------	-----------	----------

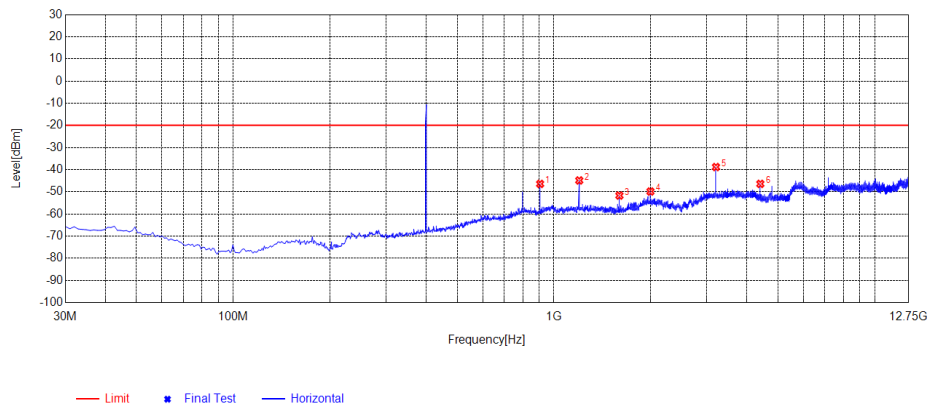


NO.	Freq. [MHz]	Reading [dBm]	Level [dBm]	Limit [dBm]	Margin [dB]	Factor [dB]	Angle [°]	Polarity
1	960.2300	-89.67	-45.75	-20.00	25.75	43.92	157	Vertical
2	1440.6691	-25.82	-24.05	-20.00	4.05	1.77	157	Vertical
3	1920.1170	-44.81	-44.12	-20.00	24.12	0.69	120	Vertical
4	2880.1880	-46.06	-43.88	-20.00	23.88	2.18	148	Vertical
5	3359.6360	-50.82	-47.72	-20.00	27.72	3.10	72	Vertical
6	3840.2590	-50.75	-47.53	-20.00	27.53	3.22	185	Vertical

Any report having not been signed by authorized approver, or having been altered without authorization, or having not been stamped by the "Dedicated Testing/Inspection Stamp" is deemed to be invalid. Copying or excerpting portion of, or altering the content of the report is not permitted without the written authorization of AGC. The test results presented in the report apply only to the tested sample. Any objections to report issued by AGC should be submitted to AGC within 15days after the issuance of the test report. Further enquiry of validity or verification of the test report should be addressed to AGC by agc@agc-cert.com.

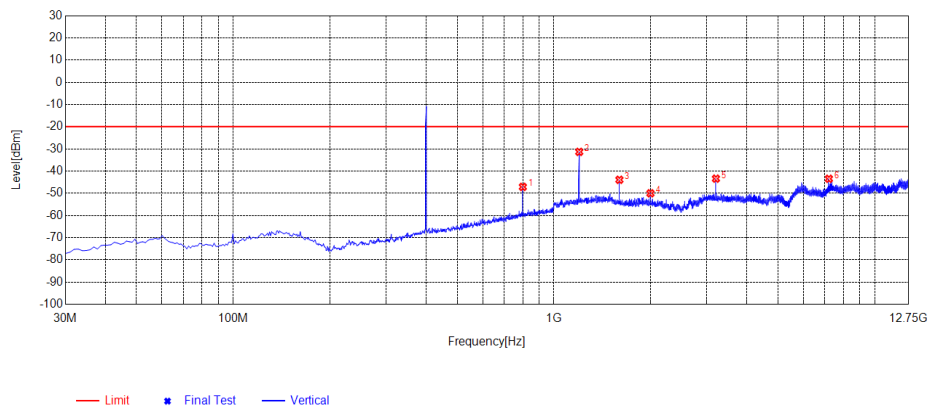


Test Mode:	Freq. 400.025MHz-1W- Digital	Polarity:	Horizontal
------------	------------------------------	-----------	------------



NO.	Freq. [MHz]	Reading [dBm]	Level [dBm]	Limit [dBm]	Margin [dB]	Factor [dB]	Angle [°]	Polarity
1	905.9100	-89.50	-46.43	-20.00	26.43	43.07	9	Horizontal
2	1199.7700	-41.03	-44.87	-20.00	24.87	-3.84	102	Horizontal
3	1600.4850	-49.24	-51.70	-20.00	31.70	-2.46	46	Horizontal
4	2000.0250	-50.40	-49.87	-20.00	29.87	0.53	214	Horizontal
5	3200.9951	-42.47	-38.82	-20.00	18.82	3.65	140	Horizontal
6	4400.7901	-50.15	-46.42	-20.00	26.42	3.73	270	Horizontal

Test Mode:	Freq.400.025MHz-1W - Digital	Polarity:	Vertical
------------	------------------------------	-----------	----------

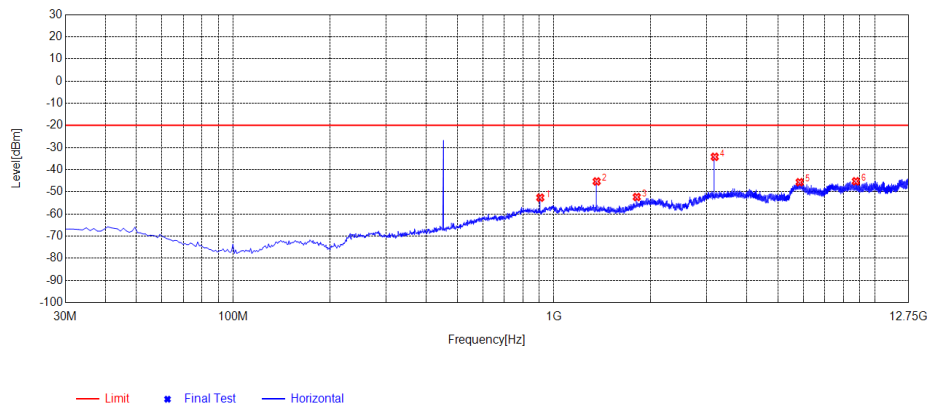


NO.	Freq. [MHz]	Reading [dBm]	Level [dBm]	Limit [dBm]	Margin [dB]	Factor [dB]	Angle [°]	Polarity
1	800.1800	-89.51	-47.14	-20.00	27.14	42.37	0	Vertical
2	1199.7700	-31.52	-31.35	-20.00	11.35	0.17	146	Vertical
3	1600.4850	-45.74	-43.93	-20.00	23.93	1.81	146	Vertical
4	2000.0250	-50.42	-50.01	-20.00	30.01	0.41	146	Vertical
5	3199.8200	-46.57	-43.42	-20.00	23.42	3.15	127	Vertical
6	7199.9200	-56.32	-43.48	-20.00	23.48	12.84	90	Vertical

Any report having not been signed by authorized approver, or having been altered without authorization, or having not been stamped by the "Dedicated Testing/Inspection Stamp" is deemed to be invalid. Copying or excerpting portion of, or altering the content of the report is not permitted without the written authorization of AGC. The test results presented in the report apply only to the tested sample. Any objections to report issued by AGC should be submitted to AGC within 15 days after the issuance of the test report. Further enquiry of validity or verification of the test report should be addressed to AGC by agc@agc-cert.com.

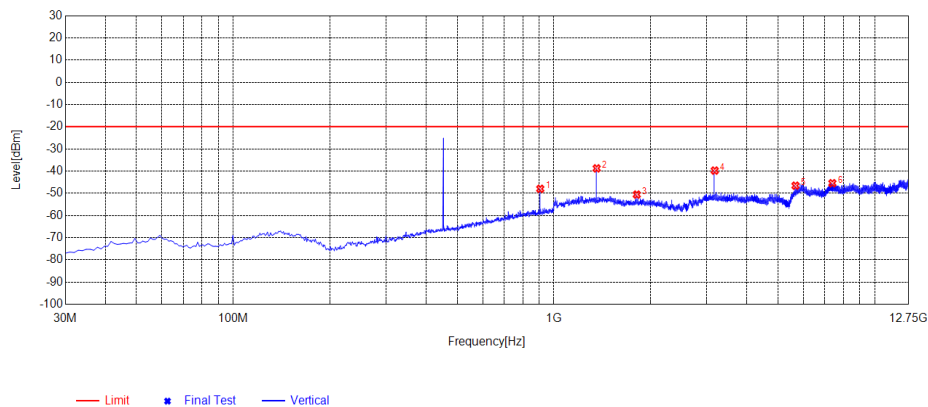


Test Mode:	Freq. 453.225MHz-1W - Digital	Polarity:	Horizontal
------------	-------------------------------	-----------	------------




NO.	Freq. [MHz]	Reading [dBm]	Level [dBm]	Limit [dBm]	Margin [dB]	Factor [dB]	Angle [°]	Polarity
1	906.8800	-95.74	-52.65	-20.00	32.65	43.09	138	Horizontal
2	1359.5860	-41.84	-45.34	-20.00	25.34	-3.50	1	Horizontal
3	1813.1813	-51.49	-52.36	-20.00	32.36	-0.87	231	Horizontal
4	3172.7923	-37.82	-34.22	-20.00	14.22	3.60	148	Horizontal
5	5836.7837	-55.86	-45.67	-20.00	25.67	10.19	9	Horizontal
6	8736.9737	-58.35	-45.25	-20.00	25.25	13.10	27	Horizontal

Test Mode:	Freq. 453.225MHz-1W- Digital	Polarity:	Vertical
------------	------------------------------	-----------	----------

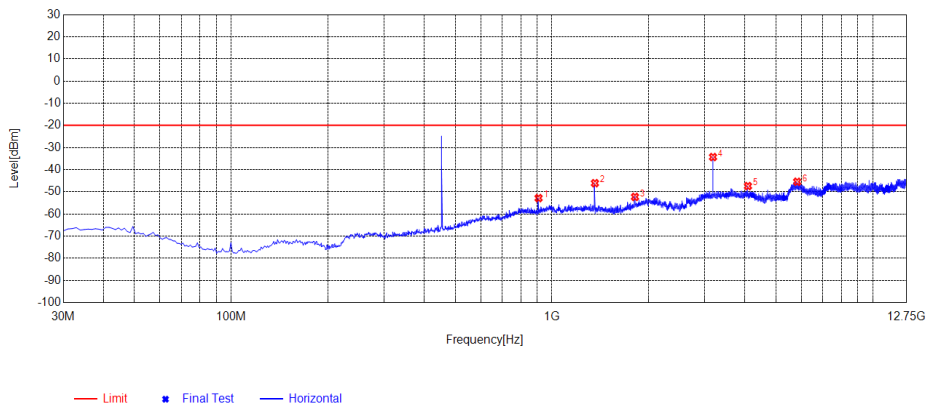


NO.	Freq. [MHz]	Reading [dBm]	Level [dBm]	Limit [dBm]	Margin [dB]	Factor [dB]	Angle [°]	Polarity
1	906.8800	-91.38	-48.00	-20.00	28.00	43.38	177	Vertical
2	1359.5860	-40.02	-38.79	-20.00	18.79	1.23	148	Vertical
3	1813.1813	-51.66	-50.60	-20.00	30.60	1.06	120	Vertical
4	3172.7923	-42.94	-39.78	-20.00	19.78	3.16	158	Vertical
5	5664.0414	-54.25	-46.58	-20.00	26.58	7.67	27	Vertical
6	7380.8881	-58.93	-45.47	-20.00	25.47	13.46	139	Vertical

Any report having not been signed by authorized approver, or having been altered without authorization, or having not been stamped by the "Dedicated Testing/Inspection Stamp" is deemed to be invalid. Copying or excerpting portion of, or altering the content of the report is not permitted without the written authorization of AGC. The test results presented in the report apply only to the tested sample. Any objections to report issued by AGC should be submitted to AGC within 15 days after the issuance of the test report. Further enquiry of validity or verification of the test report should be addressed to AGC by agc@agc-cert.com.

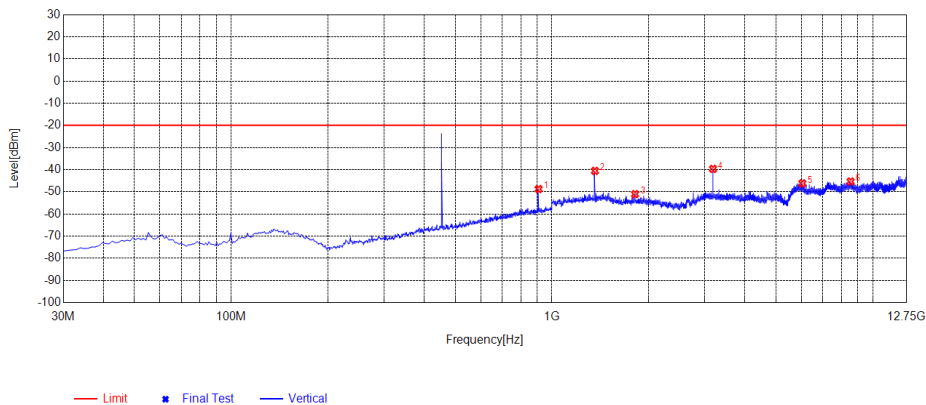


Test Mode: Freq. 454.025MHz-1W - Digital Polarity: Horizontal



NO.	Freq. [MHz]	Reading [dBm]	Level [dBm]	Limit [dBm]	Margin [dB]	Factor [dB]	Angle [°]	Polarity
1	908.8200	-95.98	-52.85	-20.00	32.85	43.13	290	Horizontal
2	1361.9362	-42.61	-46.11	-20.00	26.11	-3.50	103	Horizontal
3	1815.5316	-51.45	-52.30	-20.00	32.30	-0.85	9	Horizontal
4	3178.6679	-37.92	-34.31	-20.00	14.31	3.61	149	Horizontal
5	4085.8586	-51.95	-47.42	-20.00	27.42	4.53	224	Horizontal
6	5815.6316	-55.57	-45.46	-20.00	25.46	10.11	337	Horizontal

Test Mode: Freq.454.025MHz-1W - Digital Polarity: Vertical

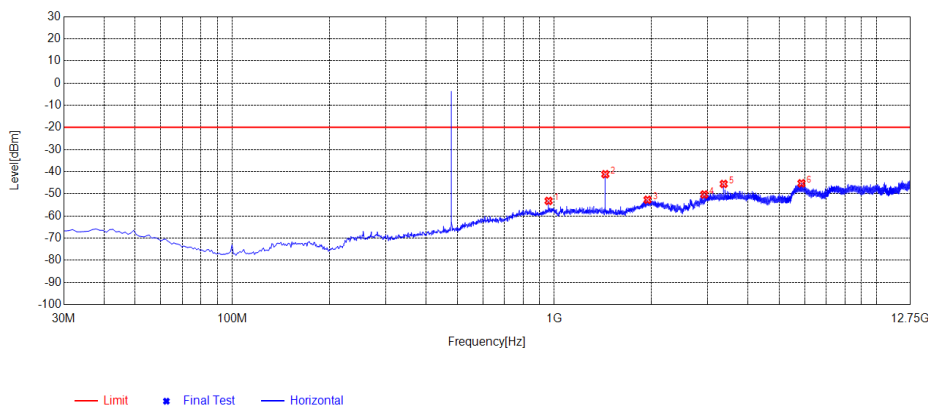


NO.	Freq. [MHz]	Reading [dBm]	Level [dBm]	Limit [dBm]	Margin [dB]	Factor [dB]	Angle [°]	Polarity
1	908.8200	-92.16	-48.76	-20.00	28.76	43.40	147	Vertical
2	1361.9362	-41.80	-40.56	-20.00	20.56	1.24	175	Vertical
3	1816.7067	-52.11	-51.06	-20.00	31.06	1.05	119	Vertical
4	3178.6679	-42.82	-39.66	-20.00	19.66	3.16	91	Vertical
5	6035.3785	-57.17	-46.19	-20.00	26.19	10.98	324	Vertical
6	8536.0286	-58.39	-45.35	-20.00	25.35	13.04	0	Vertical

Any report having not been signed by authorized approver, or having been altered without authorization, or having not been stamped by the "Dedicated Testing/Inspection Stamp" is deemed to be invalid. Copying or excerpting portion of, or altering the content of the report is not permitted without the written authorization of AGC. The test results presented in the report apply only to the tested sample. Any objections to report issued by AGC should be submitted to AGC within 15days after the issuance of the test report. Further enquiry of validity or verification of the test report should be addressed to AGC by agc@agc-cert.com.

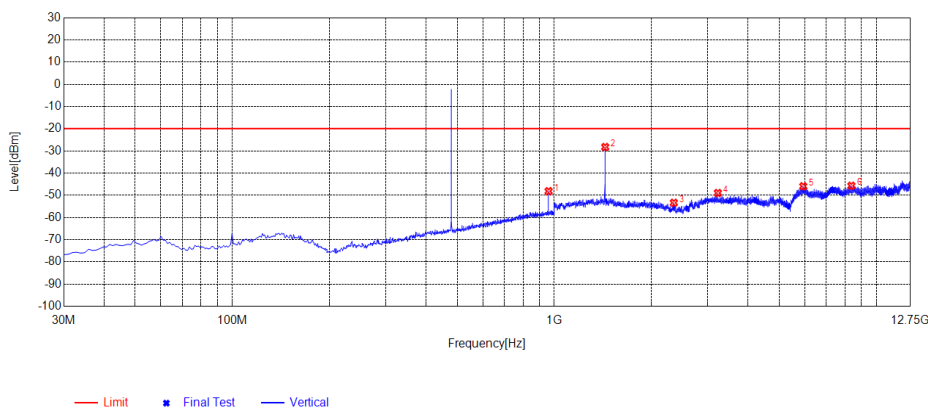


Test Mode:	Freq.479.975MHz-1W - Digital	Polarity:	Horizontal
------------	------------------------------	-----------	------------



NO.	Freq. [MHz]	Reading [dBm]	Level [dBm]	Limit [dBm]	Margin [dB]	Factor [dB]	Angle [°]	Polarity
1	960.2300	-97.46	-53.21	-20.00	33.21	44.25	102	Horizontal
2	1440.6691	-37.84	-41.17	-20.00	21.17	-3.33	93	Horizontal
3	1948.3198	-52.84	-52.70	-20.00	32.70	0.14	360	Horizontal
4	2923.6674	-52.88	-50.31	-20.00	30.31	2.57	139	Horizontal
5	3359.6360	-49.48	-45.55	-20.00	25.55	3.93	224	Horizontal
6	5855.5856	-55.52	-45.26	-20.00	25.26	10.26	37	Horizontal

Test Mode:	Freq. 479.975MHz-1W - Digital	Polarity:	Vertical
------------	-------------------------------	-----------	----------

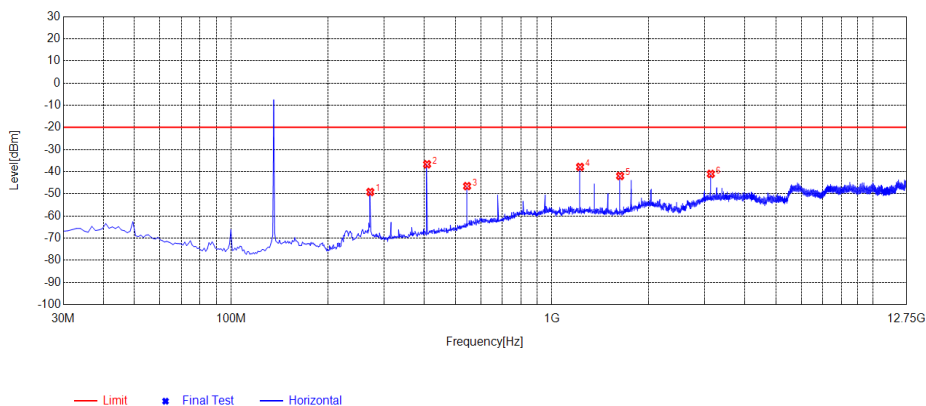


NO.	Freq. [MHz]	Reading [dBm]	Level [dBm]	Limit [dBm]	Margin [dB]	Factor [dB]	Angle [°]	Polarity
1	960.2300	-92.10	-48.18	-20.00	28.18	43.92	170	Vertical
2	1439.4939	-30.03	-28.27	-20.00	8.27	1.76	160	Vertical
3	2351.3851	-52.76	-53.40	-20.00	33.40	-0.64	0	Vertical
4	3220.9721	-52.13	-48.99	-20.00	28.99	3.14	0	Vertical
5	5933.1433	-56.24	-45.96	-20.00	25.96	10.28	258	Vertical
6	8367.9868	-58.71	-45.74	-20.00	25.74	12.97	113	Vertical

Any report having not been signed by authorized approver, or having been altered without authorization, or having not been stamped by the "Dedicated Testing/Inspection Stamp" is deemed to be invalid. Copying or excerpting portion of, or altering the content of the report is not permitted without the written authorization of AGC. The test results presented in the report apply only to the tested sample. Any objections to report issued by AGC should be submitted to AGC within 15 days after the issuance of the test report. Further enquiry of validity or verification of the test report should be addressed to AGC by agc@agc-cert.com.

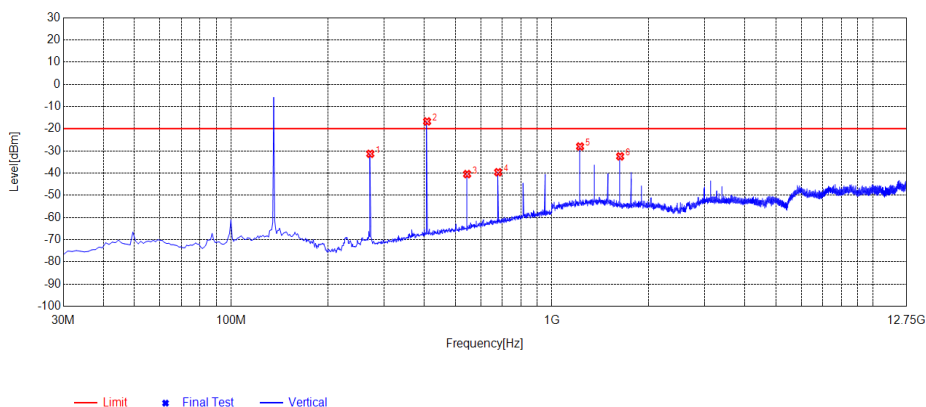


Test Mode:	Freq.136.025MHz-5W- Digital	Polarity:	Horizontal
------------	-----------------------------	-----------	------------



NO.	Freq. [MHz]	Reading [dBm]	Level [dBm]	Limit [dBm]	Margin [dB]	Factor [dB]	Angle [°]	Polarity
1	271.5300	-82.24	-49.18	-20.00	29.18	33.06	157	Horizontal
2	408.3000	-71.25	-36.67	-20.00	16.67	34.58	222	Horizontal
3	544.1000	-84.42	-46.54	-20.00	26.54	37.88	242	Horizontal
4	1224.4474	-34.08	-37.87	-20.00	17.87	-3.79	194	Horizontal
5	1632.2132	-39.73	-41.95	-20.00	21.95	-2.22	157	Horizontal
6	3129.3129	-44.55	-41.03	-20.00	21.03	3.52	147	Horizontal

Test Mode:	Freq. 136.025MHz-5W- Digital	Polarity:	Vertical
------------	------------------------------	-----------	----------

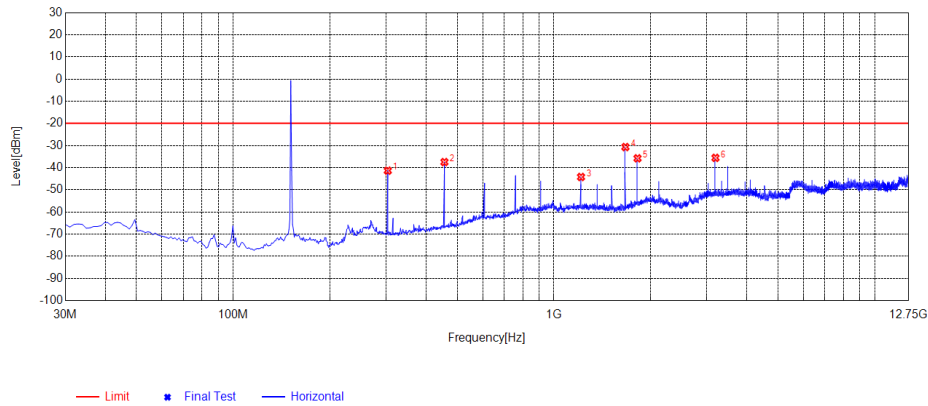


NO.	Freq. [MHz]	Reading [dBm]	Level [dBm]	Limit [dBm]	Margin [dB]	Factor [dB]	Angle [°]	Polarity
1	271.5300	-61.51	-31.33	-20.00	11.33	30.18	221	Vertical
2	408.3000	-51.86	-16.75	-20.00	-3.25	35.11	127	Vertical
3	544.1000	-77.88	-40.47	-20.00	20.47	37.41	221	Vertical
4	679.9000	-79.75	-39.63	-20.00	19.63	40.12	0	Vertical
5	1224.4474	-28.36	-28.03	-20.00	8.03	0.33	127	Vertical
6	1632.2132	-34.18	-32.48	-20.00	12.48	1.70	137	Vertical

Any report having not been signed by authorized approver, or having been altered without authorization, or having not been stamped by the "Dedicated Testing/Inspection Stamp" is deemed to be invalid. Copying or excerpting portion of, or altering the content of the report is not permitted without the written authorization of AGC. The test results presented in the report apply only to the tested sample. Any objections to report issued by AGC should be submitted to AGC within 15 days after the issuance of the test report. Further enquiry of validity or verification of the test report should be addressed to AGC by agc@agc-cert.com.

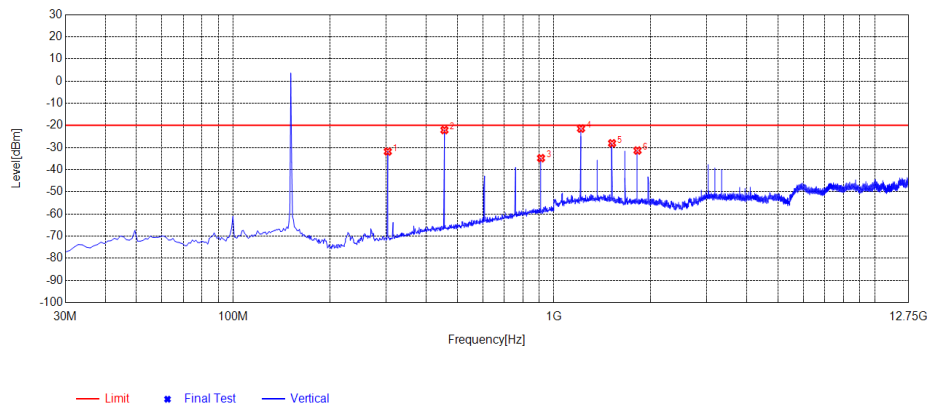


Test Mode:	Freq.151.850MHz-5W- Digital	Polarity:	Horizontal
------------	-----------------------------	-----------	------------



NO.	Freq. [MHz]	Reading [dBm]	Level [dBm]	Limit [dBm]	Margin [dB]	Factor [dB]	Angle [°]	Polarity
1	303.5400	-73.40	-41.35	-20.00	21.35	32.05	291	Horizontal
2	455.8300	-72.97	-37.48	-20.00	17.48	35.49	28	Horizontal
3	1215.0465	-40.40	-44.21	-20.00	24.21	-3.81	272	Horizontal
4	1670.9921	-28.77	-30.70	-20.00	10.70	-1.93	188	Horizontal
5	1822.5823	-34.99	-35.79	-20.00	15.79	-0.80	216	Horizontal
6	3189.2439	-39.21	-35.58	-20.00	15.58	3.63	140	Horizontal

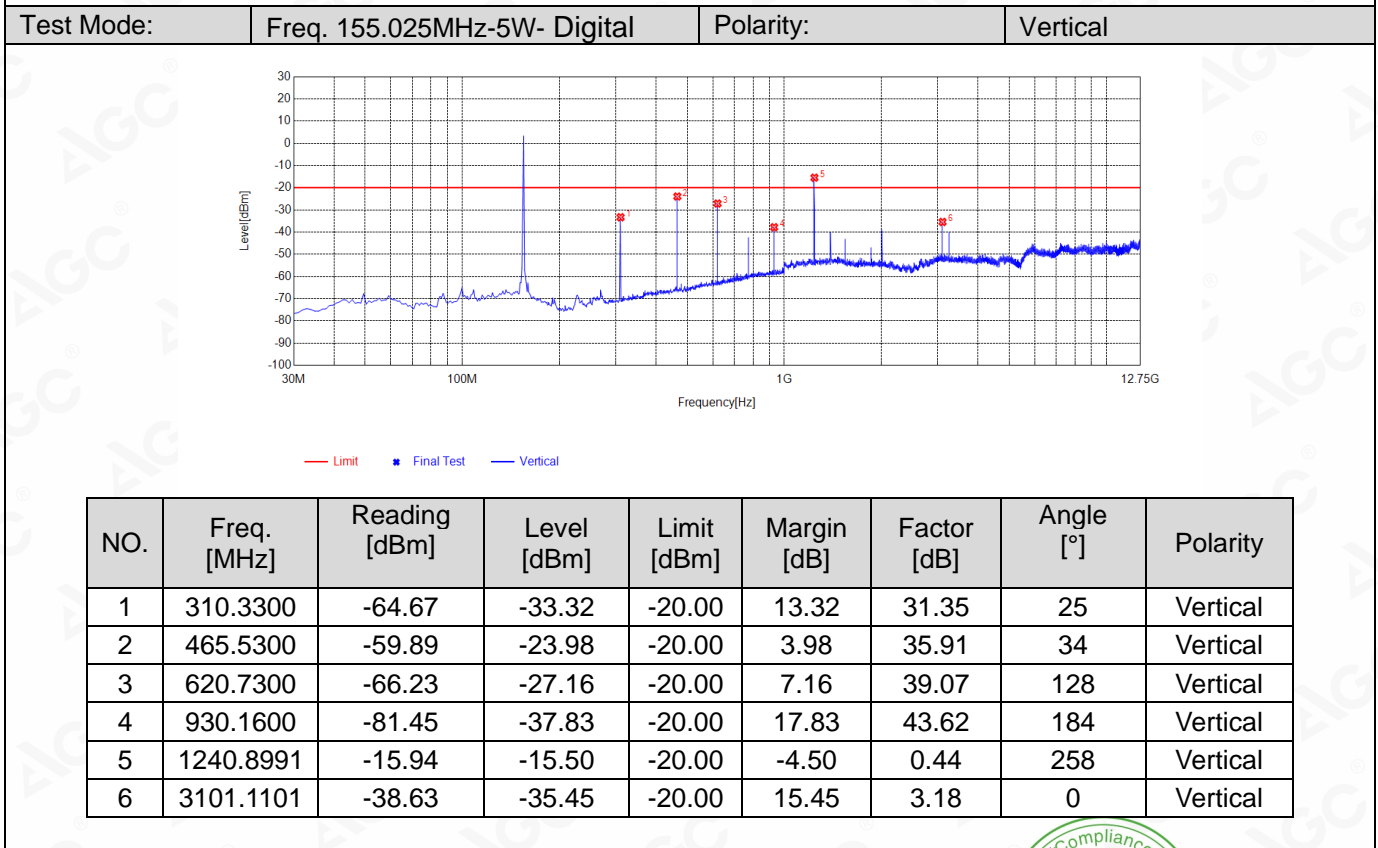
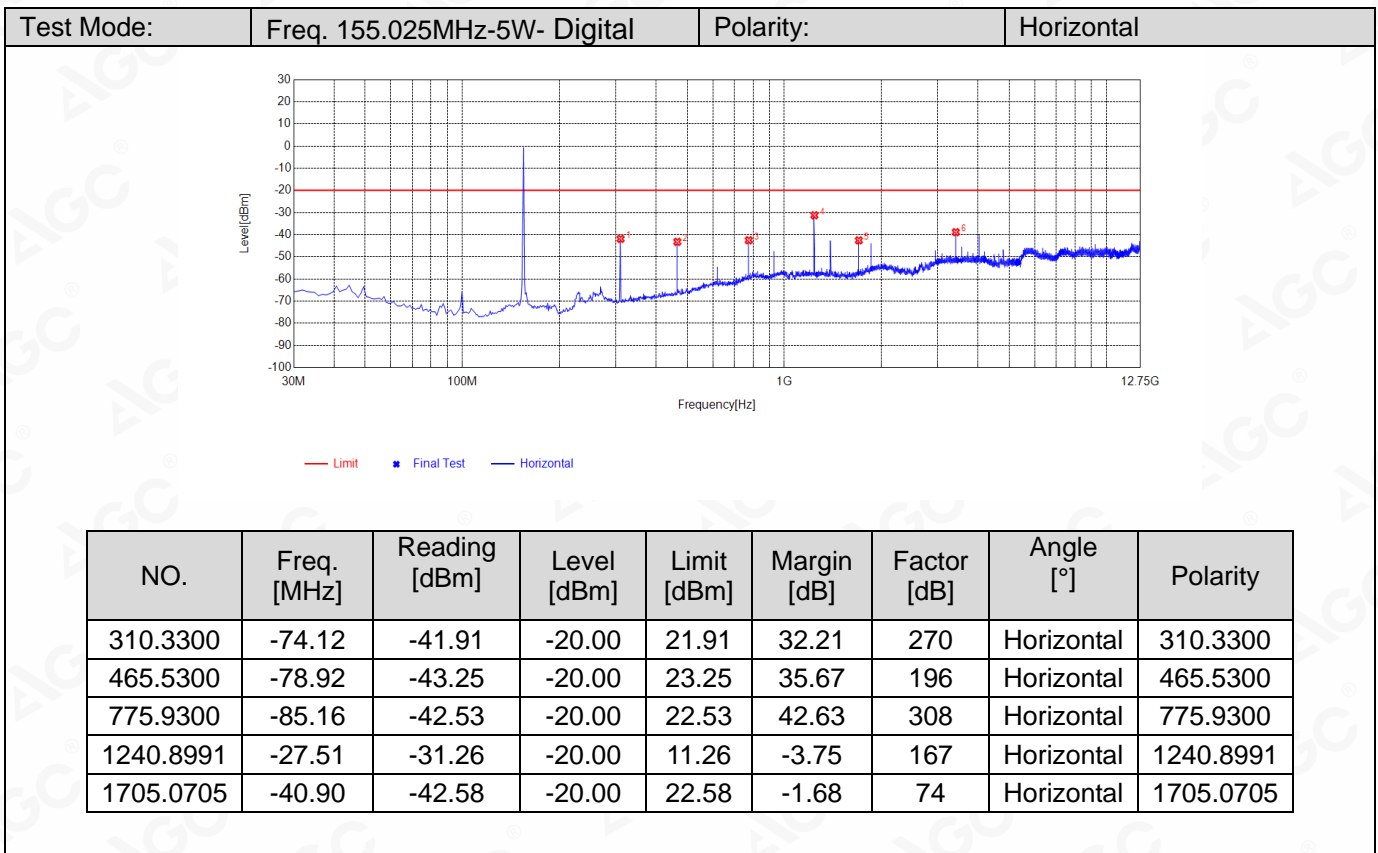
Test Mode:	Freq. 151.850MHz-5W- Digital	Polarity:	Vertical
------------	------------------------------	-----------	----------




NO.	Freq. [MHz]	Reading [dBm]	Level [dBm]	Limit [dBm]	Margin [dB]	Factor [dB]	Angle [°]	Polarity
1	303.5400	-62.89	-31.82	-20.00	11.82	31.07	15	Vertical
2	455.8300	-57.90	-22.13	-20.00	2.13	35.77	0	Vertical
3	911.7300	-78.25	-34.82	-20.00	14.82	43.43	192	Vertical
4	1215.0465	-21.73	-21.46	-20.00	1.46	0.27	0	Vertical
5	1518.2268	-30.19	-28.09	-20.00	8.09	2.10	323	Vertical
6	1822.5823	-32.40	-31.37	-20.00	11.37	1.03	7	Vertical

Any report having not been signed by authorized approver, or having been altered without authorization, or having not been stamped by the "Dedicated Testing/Inspection Stamp" is deemed to be invalid. Copying or excerpting portion of, or altering the content of the report is not permitted without the written authorization of AGC. The test results presented in the report apply only to the tested sample. Any objections to report issued by AGC should be submitted to AGC within 15days after the issuance of the test report. Further enquiry of validity or verification of the test report should be addressed to AGC by agc@agc-cert.com.

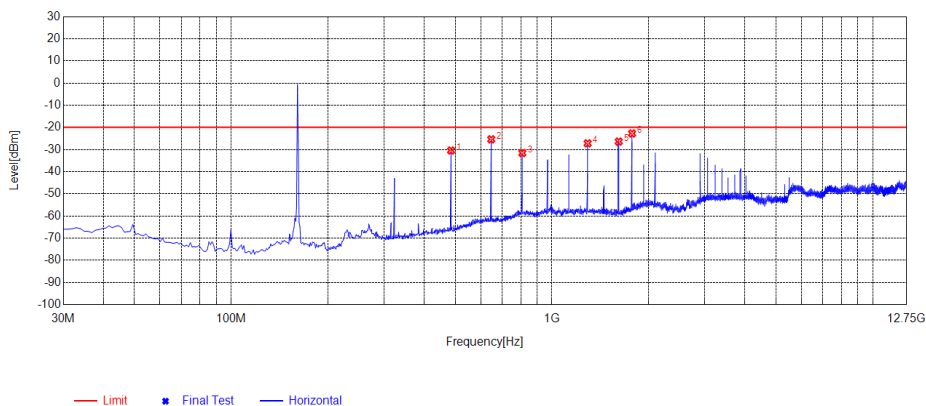




Any report having not been signed by authorized approver, or having been altered without authorization, or having not been stamped by the "Dedicated Testing/Inspection Stamp" is deemed to be invalid. Copying or excerpting portion of, or altering the content of the report is not permitted without the written authorization of AGC. The test results presented in the report apply only to the tested sample. Any objections to report issued by AGC should be submitted to AGC within 15 days after the issuance of the test report. Further enquiry of validity or verification of the test report should be addressed to AGC by agc@agc-cert.com.

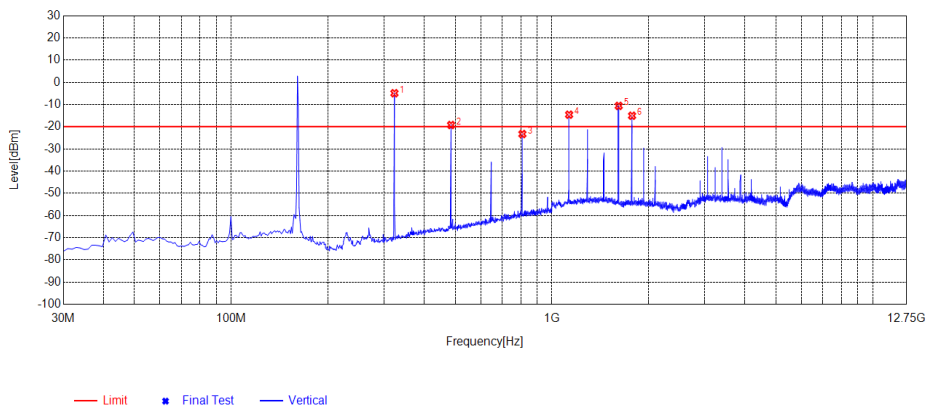


Test Mode: Freq.161.610MHz-5W- Digital Polarity: Horizontal



NO.	Freq. [MHz]	Reading [dBm]	Level [dBm]	Limit [dBm]	Margin [dB]	Factor [dB]	Angle [°]	Polarity
1	484.9300	-66.50	-30.46	-20.00	10.46	36.04	204	Horizontal
2	646.9200	-65.39	-25.41	-20.00	5.41	39.98	157	Horizontal
3	808.9100	-74.99	-31.61	-20.00	11.61	43.38	36	Horizontal
4	1292.6043	-23.57	-27.22	-20.00	7.22	-3.65	231	Horizontal
5	1615.7616	-24.08	-26.42	-20.00	6.42	-2.34	360	Horizontal
6	1777.9278	-21.64	-22.77	-20.00	2.77	-1.13	360	Horizontal

Test Mode: Freq. 161.610MHz-5W- Digital Polarity: Vertical

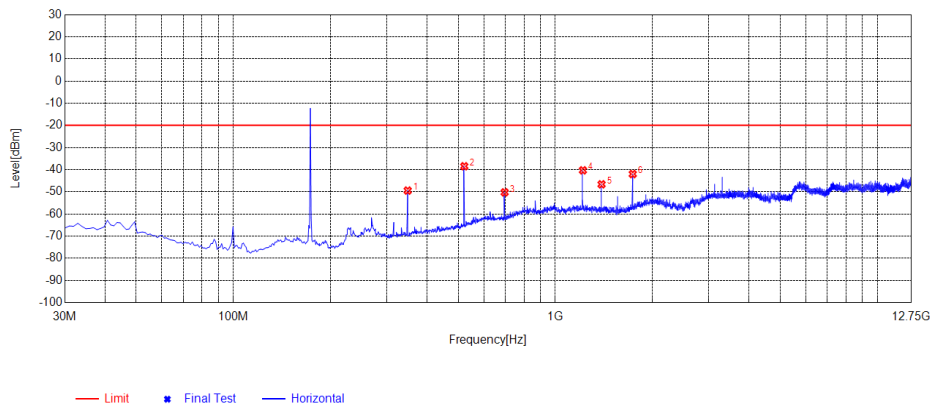


NO.	Freq. [MHz]	Reading [dBm]	Level [dBm]	Limit [dBm]	Margin [dB]	Factor [dB]	Angle [°]	Polarity
1	322.9400	-36.79	-4.93	-20.00	-15.07	31.86	313	Vertical
2	484.9300	-55.43	-19.25	-20.00	-0.75	36.18	182	Vertical
3	808.9100	-65.77	-23.32	-20.00	3.32	42.45	106	Vertical
4	1131.6132	-14.31	-14.60	-20.00	-5.40	-0.29	0	Vertical
5	1615.7616	-12.39	-10.64	-20.00	-9.36	1.75	41	Vertical
6	1777.9278	-16.26	-15.07	-20.00	-4.93	1.19	41	Vertical

Any report having not been signed by authorized approver, or having been altered without authorization, or having not been stamped by the "Dedicated Testing/Inspection Stamp" is deemed to be invalid. Copying or excerpting portion of, or altering the content of the report is not permitted without the written authorization of AGC. The test results presented in the report apply only to the tested sample. Any objections to report issued by AGC should be submitted to AGC within 15 days after the issuance of the test report. Further enquiry of validity or verification of the test report should be addressed to AGC by agc@agc-cert.com.

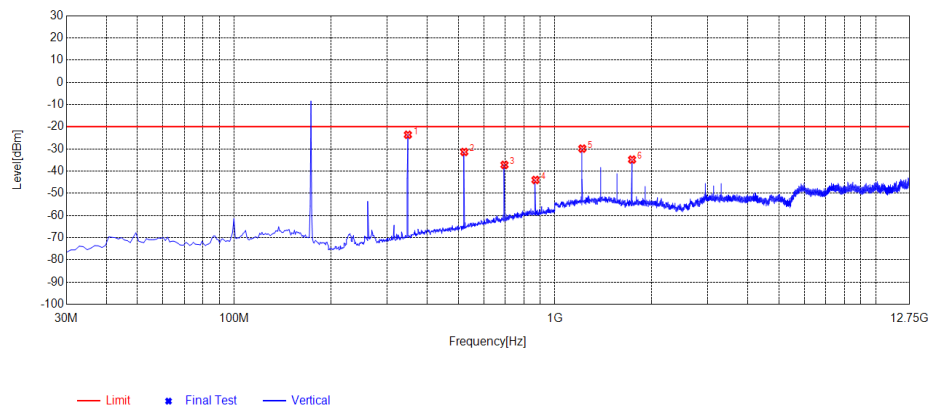


Test Mode: Freq. 173.975MHz-5W - Digital Polarity: Horizontal



NO.	Freq. [MHz]	Reading [dBm]	Level [dBm]	Limit [dBm]	Margin [dB]	Factor [dB]	Angle [°]	Polarity
1	348.1600	-82.58	-49.44	-20.00	29.44	33.14	282	Horizontal
2	521.7900	-75.57	-38.47	-20.00	18.47	37.10	186	Horizontal
3	696.3900	-90.35	-50.24	-20.00	30.24	40.11	328	Horizontal
4	1218.5719	-36.51	-40.31	-20.00	20.31	-3.80	186	Horizontal
5	1392.4892	-43.18	-46.62	-20.00	26.62	-3.44	64	Horizontal
6	1740.3240	-40.58	-41.99	-20.00	21.99	-1.41	360	Horizontal

Test Mode: Freq. 173.975MHz-5W - Digital Polarity: Vertical



NO.	Freq. [MHz]	Reading [dBm]	Level [dBm]	Limit [dBm]	Margin [dB]	Factor [dB]	Angle [°]	Polarity
1	348.1600	-56.54	-23.65	-20.00	3.65	32.89	137	Vertical
2	521.7900	-68.29	-31.39	-20.00	11.39	36.90	332	Vertical
3	696.3900	-77.62	-37.21	-20.00	17.21	40.41	0	Vertical
4	870.0200	-87.03	-44.00	-20.00	24.00	43.03	183	Vertical
5	1217.3967	-30.17	-29.89	-20.00	9.89	0.28	146	Vertical
6	1740.3240	-36.15	-34.83	-20.00	14.83	1.32	72	Vertical

Any report having not been signed by authorized approver, or having been altered without authorization, or having not been stamped by the "Dedicated Testing/Inspection Stamp" is deemed to be invalid. Copying or excerpting portion of, or altering the content of the report is not permitted without the written authorization of AGC. The test results presented in the report apply only to the tested sample. Any objections to report issued by AGC should be submitted to AGC within 15 days after the issuance of the test report. Further enquiry of validity or verification of the test report should be addressed to AGC by agc@agc-cert.com.

