
FCC Test Report

Report No.: AGC02931200602FE07

FCC ID : POD-ANGPOC1

APPLICATION PURPOSE : Original Equipment

PRODUCT DESIGNATION : POC Radio

BRAND NAME : TYT

MODEL NAME : IP-79

APPLICANT : TYT Electronics Co., Ltd.

DATE OF ISSUE : Nov. 26, 2020

STANDARD(S) : FCC Part 22 Rules
FCC Part 24 Rules
FCC Part 27 Rules
FCC Part 90 Rules

REPORT VERSION : V1.0

Attestation of Global Compliance (Shenzhen) Co., Ltd.



Any report having not been signed by authorized approver, or having been altered without authorization, or having not been stamped by the "Dedicated Testing/Inspection Stamp" is deemed to be invalid. Copying or excerpting portion of, or altering the content of the report is not permitted without the written authorization of AGC. The test results presented in the report apply only to the tested sample. Any objections to report issued by AGC should be submitted to AGC within 15 days after the issuance of the test report. Further enquiry of validity or verification of the test report should be addressed to AGC by agc@agc-cert.com.

Attestation of Global Compliance(Shenzhen)Co., Ltd
Attestation of Global Compliance(Shenzhen)Std & Tech Co., Ltd
Tel: +86-755 2523 4088 E-mail: agc@agc-cert.com Web: <http://cn.agc-cert.com/>



REPORT REVISE RECORD

Report Version	Revise Time	Issued Date	Valid Version	Notes
V1.0	/	Nov. 26, 2020	Valid	Initial Release

Any report having not been signed by authorized approver, or having been altered without authorization, or having not been stamped by the "Dedicated Testing/Inspection Stamp" is deemed to be invalid. Copying or excerpting portion of, or altering the content of the report is not permitted without the written authorization of AGC. The test results presented in the report apply only to the tested sample. Any objections to report issued by AGC should be submitted to AGC within 15 days after the issuance of the test report. Further enquiry of validity or verification of the test report should be addressed to AGC by agc@agc-cert.com.

Attestation of Global Compliance(Shenzhen)Co., Ltd
Attestation of Global Compliance(Shenzhen)Std & Tech Co., Ltd
Tel: +86-755 2523 4088 E-mail: agc@agc-cert.com Web: <http://cn.agc-cert.com/>



TABLE OF CONTENTS

VERIFICATION OF COMPLIANCE	5
1. GENERAL INFORMATION	6
1.1 PRODUCT DESCRIPTION	6
1.2 RELATED SUBMITTAL(S) / GRANT (S)	8
1.3 TEST METHODOLOGY	8
1.4 DEVICE CAPABILITIES	8
1.5 ADDRESS OF THE TEST LABORATORY	9
1.6 TEST FACILITY	9
1.7 ENVIRONMENTAL CONDITIONS	10
1.8 MEASUREMENT UNCERTAINTY	10
1.9 SPECIAL ACCESSORIES	10
1.10 EQUIPMENT MODIFICATIONS	10
2. SYSTEM TEST CONFIGURATION	11
2.1 EUT CONFIGURATION	11
2.2 EUT EXERCISE	11
2.3 CONFIGURATION OF EUT SYSTEM	11
3. SUMMARY OF TEST RESULTS	12
3.1 TEST CONDITION : CONDUCTED TEST	12
3.2 TEST CONDITION : RADIATED TEST	12
4. DESCRIPTION OF TEST MODES	13
4.1 EMISSION DESIGNATOR	15
5. LIST OF TEST EQUIPMENT	16
6. CONDUCTED OUTPUT POWER	17
6.1 MEASUREMENT OVERVIEW	17
6.2 MEASUREMENT METHOD	17
6.3 MEASUREMENT SETUP	17
6.4 MEASUREMENT RESULT	17
7. RADIATED POWER	52
7.1 MEASUREMENT OVERVIEW	52
7.2 MEASUREMENT METHOD	52
7.3 MEASUREMENT SETUP	53
7.4 MEASUREMENT RESULT	55
8. PEAK-TO-AVERAGE RATIO	70

Any report having not been signed by authorized approver, or having been altered without authorization, or having not been stamped by the "Dedicated Testing/Inspection Stamp" is deemed to be invalid. Copying or excerpting portion of, or altering the content of the report is not permitted without the written authorization of AGC. The test results presented in the report apply only to the tested sample. Any objections to report issued by AGC should be submitted to AGC within 15days after the issuance of the test report. Further enquiry of validity or verification of the test report should be addressed to AGC by agc@agc-cert.com.



8.1 PROVISIONS APPLICABLE	70
8.2 MEASUREMENT METHOD.....	70
8.3 MEASUREMENT SETUP	71
8.4 MEASUREMENT RESULT	72
9. SPURIOUS AND HARMONIC EMISSIONS AT ANTENNA TERMINAL	79
9.1 PROVISIONS APPLICABLE	79
9.2 MEASUREMENT METHOD.....	79
9.3 MEASUREMENT SETUP	80
9.4 MEASUREMENT RESULT	80
10 RADIATED SPURIOUS EMISSION.....	81
10.1.PROVISIONS APPLICABLE	81
10.2. MEASUREMENT PROCEDURE	81
10.3. MEASUREMENT SETUP	83
10.4 MEASUREMENT RESULT	84
11. FREQUENCY STABILITY / VARIATION OF AMBIENT TEMPERATURE.....	94
11.1 PROVISIONS APPLICABLE	94
11.2 MEASUREMENT METHOD.....	94
11.3 MEASUREMENT SETUP	95
11.4 MEASUREMENT RESULT.....	95
12. OCCUPIED BANDWIDTH	100
12.1 PROVISIONS APPLICABLE	100
12.2 MEASUREMENT METHOD.....	100
12.3 MEASUREMENT SETUP	100
12.4 MEASUREMENT RESULT	101
13. BAND EDGE.....	113
13.1 MEASUREMENT OVERVIEW	113
13.2 MEASUREMENT METHOD.....	113
13.3 MEASUREMENT METHOD.....	114
13.4 MEASUREMENT RESULT	114
APPENDIX A TEST PLOTS FOR SPURIOUS EMISSIONS AT ANTENNA TERMINALS	115
APPENDIX B TEST PLOTS FOR OCCUPIED BANDWIDTH&EMISSION BANDWIDTH.....	137
APPENDIX C TEST PLOTS FOR BAND EDGES.....	186
APPENDIX D TEST PLOTS FOR PEAK-TO-AVERAGE RATIO	221
APPENDIX E PHOTOGRAPHS OF TEST SETUP.....	270
APPENDIX F: PHOTOGRAPHS OF EUT.....	272

Any report having not been signed by authorized approver, or having been altered without authorization, or having not been stamped by the "Dedicated Testing/Inspection Stamp" is deemed to be invalid. Copying or excerpting portion of, or altering the content of the report is not permitted without the written authorization of AGC. The test results presented in the report apply only to the tested sample. Any objections to report issued by AGC should be submitted to AGC within 15days after the issuance of the test report. Further enquiry of validity or verification of the test report should be addressed to AGC by agc@agc-cert.com.



VERIFICATION OF COMPLIANCE

Applicant	TYT Electronics Co., Ltd.
Address	Block 39-1, Optoelectronics-information industry base, Nan'an, Quanzhou, Fujian, China.
Manufacturer	TYT Electronics Co., Ltd.
Address	Block 39-1, Optoelectronics-information industry base, Nan'an, Quanzhou, Fujian, China.
Factory	TYT Electronics Co., Ltd.
Address	Block 39-1, Optoelectronics-information industry base, Nan'an, Quanzhou, Fujian, China.
Product Designation	POC Radio
Brand Name	TYT
Test Model	IP-79
Date of test	Jun. 02, 2020~Nov. 26, 2020
Deviation	No any deviation from the test method.
Condition of Test Sample	Normal

WE HEREBY CERTIFY THAT:

The above equipment was tested by Attestation of Global Compliance(Shenzhen) Co., Ltd. The data evaluation, test procedures, and equipment configurations shown in this report were made in accordance with the procedures given in ANSI/TIA-603-E-2016. The sample tested as described in this report is in compliance with the FCC Rules Part 22, 24, 27 and 90. The test results of this report relate only to the tested sample identified in this report.

Prepared By



Donjon Huang
(Project Engineer)

Nov. 26, 2020

Reviewed By



Calvin Liu
(Reviewer)

Nov. 26, 2020

Approved By



Forrest Lei
Authorized Officer

Nov. 26, 2020

Any report having not been signed by authorized approver, or having been altered without authorization, or having not been stamped by the "Dedicated Testing/Inspection Stamp" is deemed to be invalid. Copying or excerpting portion of, or altering the content of the report is not permitted without the written authorization of AGC. The test results presented in the report apply only to the tested sample. Any objections to report issued by AGC should be submitted to AGC within 15 days after the issuance of the test report. Further enquiry of validity or verification of the test report should be addressed to AGC by agc@agc-cert.com.



1. GENERAL INFORMATION

1.1 PRODUCT DESCRIPTION

A major technical description of EUT is described as following:

Radio System Type:	LTE FUNCTION			
Frequency Bands:	<input checked="" type="checkbox"/> FDD Band 2	<input checked="" type="checkbox"/> FDD Band 4	<input checked="" type="checkbox"/> FDD Band 5	<input type="checkbox"/> FDD Band 7
	<input checked="" type="checkbox"/> FDD Band 12	<input checked="" type="checkbox"/> FDD Band 13	<input checked="" type="checkbox"/> FDD Band 14	<input type="checkbox"/> FDD Band 17
	<input type="checkbox"/> FDD Band 30	<input type="checkbox"/> TDD Band 40	<input type="checkbox"/> TDD Band 41	<input checked="" type="checkbox"/> TDD Band 66
	<input checked="" type="checkbox"/> FDD Band 71	(U.S. Bands)		
	<input type="checkbox"/> FDD Band 1	<input type="checkbox"/> FDD Band 3	<input type="checkbox"/> FDD Band 8	<input type="checkbox"/> FDD Band 19
	<input type="checkbox"/> FDD Band 20	<input type="checkbox"/> FDD Band 28	<input type="checkbox"/> TDD Band 38	<input type="checkbox"/> TDD Band 39
Transmission Frequency Range:	LTE-Band 2	1850.7 MHz – 1914.3 MHz---(1.4MHz)		
		1851.5 MHz – 1913.5 MHz---(3.0MHz)		
		1712.5 MHz – 1777.5 MHz---(5.0MHz)		
		1855.0 MHz – 1910.0 MHz---(10.0MHz)		
		1857.5 MHz – 1907.5 MHz---(15.0MHz)		
		1860.0 MHz – 1905.0 MHz---(20.0MHz)		
	LTE-Band 4	1710.7 MHz – 1754.3 MHz---(1.4MHz)		
		1711.5 MHz – 1753.5 MHz---(3.0MHz)		
		1712.5 MHz – 1752.5 MHz---(5.0MHz)		
		1715.0 MHz – 1750.0 MHz---(10.0MHz)		
		1717.5 MHz – 1747.5 MHz---(15.0MHz)		
		1720.0 MHz – 1745.0 MHz---(20.0MHz)		
	LTE-Band 5	824.7 MHz – 848.3 MHz---(1.4MHz)		
		825.5 MHz – 847.7 MHz---(3.0MHz)		
		826.5 MHz – 846.5 MHz---(5.0MHz)		
		829.0 MHz – 844.0 MHz---(10.0MHz)		
	LTE-Band 12	699.7 MHz – 715.3 MHz---(1.4MHz)		
		700.5 MHz – 714.5 MHz---(3.0MHz)		
		701.5 MHz – 713.5 MHz---(5.0MHz)		
		704.0 MHz – 711.0 MHz---(10.0MHz)		
	LTE-Band 13	779.5 MHz – 784.5 MHz---(5.0MHz)		
		782.0 MHz – 782.0 MHz---(10.0MHz)		
	LTE-Band 14	790.5 MHz – 795.5 MHz---(5.0MHz)		
		793.0 MHz – 793.0 MHz---(10.0MHz)		
LTE-Band 66	1710.7 MHz – 1779.3 MHz---(1.4MHz)			

Any report having not been signed by authorized approver, or having been altered without authorization, or having not been stamped by the "Dedicated Testing/Inspection Stamp" is deemed to be invalid. Copying or excerpting portion of, or altering the content of the report is not permitted without the written authorization of AGC. The test results presented in the report apply only to the tested sample. Any objections to report issued by AGC should be submitted to AGC within 15days after the issuance of the test report. Further enquiry of validity or verification of the test report should be addressed to AGC by agc@agc-cert.com.



		1711.5 MHz – 1778.5 MHz---(3.0MHz)
		1712.5 MHz – 1777.5 MHz---(5.0MHz)
		1715.0 MHz – 1775.0 MHz---(10.0MHz)
		1717.5 MHz – 1772.5 MHz---(15.0MHz)
		1720.0 MHz – 1770.0 MHz---(20.0MHz)
	LTE-Band 71	665.5 MHz – 695.5 MHz---(5.0MHz)
		668.0 MHz – 693.0 MHz---(10.0MHz)
		670.5 MHz – 690.5 MHz---(15.0MHz)
		673.0 MHz – 688.0 MHz---(20.0MHz)
Hardware Version:	TP-79-RF-V1.4.2	
Software Version:	EC25AFFAR07A08M4G	
Antenna Type:	PIFA Antenna	
Type of Modulation:	QPSK/16QAM	
Antenna gain:	Band 2: -3dBi Band 4: -2dBi Band 5: -4dBi Band 12: -5dBi Band 13: -3dBi Band 14: -4dBi Band 66: -3dBi Band 71: -4dBi	
Power Supply:	DC 7.4V by battery	
Single Card:	WCDMA/LTE Card Slot	
Power Class:	3	
Extreme Vol. Limits:	DC6.29V to 8.51V (Normal: 7.4V)	
Temperature range:	-20°C to +50°C	
Note1: The High Voltage DC8.51V and Low Voltage DC6.29V were declared by manufacturer, The EUT couldn't be operating normally with higher or lower voltage..		

Any report having not been signed by authorized approver, or having been altered without authorization, or having not been stamped by the "Dedicated Testing/Inspection Stamp" is deemed to be invalid. Copying or excerpting portion of, or altering the content of the report is not permitted without the written authorization of AGC. The test results presented in the report apply only to the tested sample. Any objections to report issued by AGC should be submitted to AGC within 15days after the issuance of the test report. Further enquiry of validity or verification of the test report should be addressed to AGC by agc@agc-cert.com.



1.2 RELATED SUBMITTAL(S) / GRANT (S)

This submittal(s) (test report) is intended for **FCC ID:POD-ANGPOC1**, filing to comply with the FCC Part 22, Part 24 and Part 27 requirements

1.3 TEST METHODOLOGY

The tests were performed according to following standards:

FCC Part 22 Public Mobile Services.

FCC Part 24 Personal Communications Services.

FCC Part 27 Miscellaneous Wireless Communications Services.

FCC Part 90 Private Land Mobile Radio Services

FCC Part 2 Frequency allocations and radio treaty matters, general rules and regulations.

TIA/EIA 603 E: March 2016 Land Mobile FM or PM Communications Equipment Measurement and Performance Standards.

ANSI-C63.26:2015 American National Standard for Compliance Testing of Transmitters Used in Licensed Radio Services

KDB971168 D01 v03r01 Measurement Guidance For Certification Of Licensed Digital Transmitters

1.4 DEVICE CAPABILITIES

This device contains the following capabilities:

850/1700/1900 WCDMA/HSPA, LTE, GPS, Amateur walkie talkie.

LTE Band 12 (698 - 716 MHz) overlaps the entire frequency range of LTE Band 17 (704 - 716 MHz). Therefore, test data provided in this report covers Band 17 as well as Band 12.

LTE Band 26 (814.7-849 MHz) overlaps the entire frequency range of LTE Band 5 (824 – 849 MHz).

Therefore, test data provided in this report covers Band 5 and the portion of Band 26 subject to Part 22.

LTE Band 66 (1710-1780 MHz) overlaps the entire frequency range of LTE Band 4 (1710 - 1755 MHz).

Therefore, test data provided in this report covers Band 4 as well as Band 66.

LTE Band 25 (1850-1915 MHz) overlaps the entire frequency range of LTE Band 2 (1850 - 1910 MHz).

Therefore, test data provided in this report covers Band 2 as well as Band 25.

For emissions from 1GHz – 18GHz, low, mid, and high channels were tested with highest power and worst case configuration.

The emissions below 1GHz and above 18GHz were tested with the highest transmitting power channel and the worst case configuration.

The EUT was manipulated through three orthogonal planes of X-orientation (flatbed), Y-orientation (landscape), and Z-orientation (portrait) during the testing. Only the worst case emissions were reported in this test report.



1.5 ADDRESS OF THE TEST LABORATORY

Laboratory: Attestation of Global Compliance (Shenzhen) Co., Ltd

Address: 1-2/F, Building 19, Junfeng Industrial Park, Chongqing Road, Heping Community, Fuhai Street, Bao'an District, Shenzhen, Guangdong, China

1.6 TEST FACILITY

The test facility is recognized, certified, or accredited by the following organizations:

CNAS-Lab Code: L5488

Attestation of Global Compliance (Shenzhen) Co., Ltd. has been assessed and proved to be in compliance with CNAS-CL01 Accreditation Criteria for Testing and Calibration Laboratories (identical to ISO/IEC17025: 2017 General Requirements) for the Competence of Testing and Calibration Laboratories

A2LA-Lab Cert. No.: 5054.02

Attestation of Global Compliance (Shenzhen) Co., Ltd. EMC Laboratory has been accredited by A2LA for technical competence in the field of electrical testing, and proved to be in compliance with ISO/IEC 17025: 2017 General Requirements for the Competence of Testing and Calibration Laboratories and any additional program requirements in the identified field of testing.

FCC-Registration No.: 975832

Attestation of Global Compliance (Shenzhen) Co., Ltd. EMC Laboratory has been registered and fully described in a report filed with the FCC (Federal Communications Commission). The acceptance letter from the FCC is maintained in our files with Registration 975832.

IC-Registration No.: 24842

Attestation of Global Compliance (Shenzhen) Co., Ltd. EMC Laboratory has been registered and fully described in a report filed with the Certification and Engineering Bureau of Industry Canada. The acceptance letter from the IC is maintained in our files with Registration 24842

Any report having not been signed by authorized approver, or having been altered without authorization, or having not been stamped by the "Dedicated Testing/Inspection Stamp" is deemed to be invalid. Copying or excerpting portion of, or altering the content of the report is not permitted without the written authorization of AGC. The test results presented in the report apply only to the tested sample. Any objections to report issued by AGC should be submitted to AGC within 15 days after the issuance of the test report. Further enquiry of validity or verification of the test report should be addressed to AGC by agc@agc-cert.com.



1.7 ENVIRONMENTAL CONDITIONS

	NORMAL CONDITIONS	EXTREME CONDITIONS
Temperature range	15~35℃	-20℃~50℃
Humidity range	20 % to 75 %.	20 % to 75 %.
Pressure range	86-106kPa	86-106kPa
Power supply	DC 7.4V	DC6.29V or 8.51V
Note: The Extreme Temperature and Extreme Voltages declared by the manufacturer.		

1.8 MEASUREMENT UNCERTAINTY

Test	Measurement Uncertainty	Notes
Transmitter power conducted	±0.57 dB	(1)
Transmitter power Radiated	±2.20 dB	(1)
Conducted spurious emission 9KHz-40 GHz	±2.20 dB	(1)
Occupied Bandwidth	±0.01ppm	(1)
Radiated Emission 30~1000MHz	±4.10dB	(1)
Radiated Emission Above 1GHz	±4.32dB	(1)
Conducted Disturbance0.15~30MHz	±3.20dB	(1)
Radio Frequency	± 6.5 x 10 ⁻⁸	(1)
RF Power, Conducted	± 0.9 dB	(1)

Note: This uncertainty represents an expanded uncertainty expressed at approximately the 95% confidence level using a coverage factor of k=2.

1.9 SPECIAL ACCESSORIES

The battery was supplied by the applicant were used as accessories and being tested with EUT intended for FCC grant together.

1.10 EQUIPMENT MODIFICATIONS

Not available for this EUT intended for grant.

Any report having not been signed by authorized approver, or having been altered without authorization, or having not been stamped by the "Dedicated Testing/Inspection Stamp" is deemed to be invalid. Copying or excerpting portion of, or altering the content of the report is not permitted without the written authorization of AGC. The test results presented in the report apply only to the tested sample. Any objections to report issued by AGC should be submitted to AGC within 15days after the issuance of the test report. Further enquiry of validity or verification of the test report should be addressed to AGC by agc@agc-cert.com.

Attestation of Global Compliance(Shenzhen)Co., Ltd
Attestation of Global Compliance(Shenzhen)Std & Tech Co., Ltd
Tel: +86-755 2523 4088 E-mail: agc@agc-cert.com Web: http://cn.agc-cert.com/



2. SYSTEM TEST CONFIGURATION

2.1 EUT CONFIGURATION

The EUT configuration for testing is installed on RF field strength measurement to meet the Commission's requirement and operating in a manner which intends to maximize its emission characteristics in a continuous normal application.

2.2 EUT EXERCISE

The Transmitter was operated in the maximum output power mode through Communication Tester. The TX frequency was fixed which was for the purpose of the measurements.

2.3 CONFIGURATION OF EUT SYSTEM

Fig. 2-1 Configuration of EUT System



Table 2-1 Equipment Used in EUT System

Item	Equipment	Model No.	ID or Specification	Remark
1	POC Radio	IP-79	FCC ID: POD-ANGPOC1	EUT
2	Adapter	DLD-418	Input: AC 100-240V 0.2A Output: DC 12V 0.5A	AE
3	Battery	IP-79	DC 7.4V 3800mAh	AE
4	Back Clip	N/A	N/A	AE

Note:

1. All the accessories have been used during the test. The following "EUT" in setup diagram means EUT system.
2. The battery is full-charged during the test

Any report having not been signed by authorized approver, or having been altered without authorization, or having not been stamped by the "Dedicated Testing/Inspection Stamp" is deemed to be invalid. Copying or excerpting portion of, or altering the content of the report is not permitted without the written authorization of AGC. The test results presented in the report apply only to the tested sample. Any objections to report issued by AGC should be submitted to AGC within 15 days after the issuance of the test report. Further enquiry of validity or verification of the test report should be addressed to AGC by agc@agc-cert.com.



3. SUMMARY OF TEST RESULTS

3.1 TEST CONDITION : CONDUCTED TEST

Item	Test Description	FCC Rules	Result
1	Occupied Bandwidth	§2.1049	Pass
2	Band Edge / Spurious and Harmonic Emissions at Antenna Terminal	§2.1051, §22.917(a), §90.543(e), §22.917(a)§27.53(g), §27.53(c) §27.53(h) §24.238(a)	Pass
3	On all frequencies between 763-775 MHz and 793-805 MHz	§27.53(c)(4)	Pass*
4	On all frequencies between 769-775 MHz and 799-805 MHz	§90.543(e)	Pass*
5	Conducted Output Power	§2.1046	Pass
6	Frequency stability / variation of ambient temperature	§2.1055, §90.539(e), §22.355, §27.54§24.235	Pass
7	Peak- to- Average Ratio	27.50(d)(5) §24.232(d)	Pass

Note:

*Since it was not possible to set the resolution bandwidth to 6.25 kHz with the available equipment, a bandwidth of 10kHz was used instead to show compliance.

3.2 TEST CONDITION : RADIATED TEST

Item	Test Description	FCC Rules	Result
1	Effective Radiated Power Equivalent Isotropic Radiated Power	§90.542(a)(7), §22.913(a)(5), §27.50(c)(10) §27.50(b), 27.50(d)(4), §24.232(c)	Pass
2	Radiated Spurious and Harmonic Emissions	§2.1053, §90.543(e), §22.917(a), §27.53(g) §27.53(c), §27.53(h), §24.238(a)	Pass
3	Undesirable Emissions in the 1559-1610 MHz band	§2.1053, §90.543(f), 27.53(f)	Pass

Any report having not been signed by authorized approver, or having been altered without authorization, or having not been stamped by the "Dedicated Testing/Inspection Stamp" is deemed to be invalid. Copying or excerpting portion of, or altering the content of the report is not permitted without the written authorization of AGC. The test results presented in the report apply only to the tested sample. Any objections to report issued by AGC should be submitted to AGC within 15days after the issuance of the test report. Further enquiry of validity or verification of the test report should be addressed to AGC by agc@agc-cert.com.



4. DESCRIPTION OF TEST MODES

During the testing, the EUT was controlled via Rhode & Schwarz Digital Radio Communication Tester (CMW 500) to ensure max power transmission and proper modulation. Three channels (The top channel, the middle channel and the bottom channel) were chosen for testing on both LTE frequency band.

The worst condition was recorded in the test report if no other modes test data.

Test Mode	Test Modes Description
LTE BAND 2	LTE system, QPSK modulation
	LTE system, 16QAM modulation
LTE BAND 4	LTE system, QPSK modulation
	LTE system, 16QAM modulation
LTE BAND 5	LTE system, QPSK modulation
	LTE system, 16QAM modulation
LTE BAND 12	LTE system, QPSK modulation
	LTE system, 16QAM modulation
LTE BAND 13	LTE system, QPSK modulation
	LTE system, 16QAM modulation
LTE BAND 14	LTE system, QPSK modulation
	LTE system, 16QAM modulation
LTE BAND 66	LTE system, QPSK modulation
	LTE system, 16QAM modulation
LTE BAND 71	LTE system, QPSK modulation
	LTE system, 16QAM modulation

Any report having not been signed by authorized approver, or having been altered without authorization, or having not been stamped by the "Dedicated Testing/Inspection Stamp" is deemed to be invalid. Copying or excerpting portion of, or altering the content of the report is not permitted without the written authorization of AGC. The test results presented in the report apply only to the tested sample. Any objections to report issued by AGC should be submitted to AGC within 15days after the issuance of the test report. Further enquiry of validity or verification of the test report should be addressed to AGC by agc@agc-cert.com.



ACCORDING TO 3GPP 36.521 SUB-CLAUSE 6.2.3.3, THE MAXIMUM OUTPUT POWER IS ALLOWED TO BE REDUCED BY FOLLOWING THE TABLE.

TABLE 6.2.3.3-1: MAXIMUM POWER REDUCTION (MPR) FOR POWER CLASS 3

Modulation	Channel bandwidth / Transmission bandwidth configuration [RB]						MPR (dB)
	1.4 MHz	3.0 MHz	5 MHz	10 MHz	15 MHz	20 MHz	
QPSK	> 5	> 4	> 8	> 12	> 16	> 18	≤ 1
16 QAM	≤ 5	≤ 4	≤ 8	≤ 12	≤ 16	≤ 18	≤ 1
16 QAM	> 5	> 4	> 8	> 12	> 16	> 18	≤ 2

The device supports MPR to solve linearity issues (ACLR or SEM) due to the higher peak-to average ratios (PAR) of the HSUPA signal. This prevents saturating the full range of the TX DAC inside of device and provides a reduced power output to the RF transceiver chip according to the Cubic Metric (For PRACH, PUCCH and SRS transmission, the allowed MPR is according to that specified for PUSCH QPSK modulation for the corresponding transmission bandwidth.).

When PRACH, PUCCH are present the beta gains on those channels are reduced firsts to try to get the power under the allowed limit. If the beta gains are lowered as far as possible, then a hard limiting is applied at the maximum allowed level.

For each subframe, the MPR is evaluated per slot and given by the maximum value taken over the transmission(s) within the slot, the maximum MPR over the two slots is then applied for the entire subframe.

For the UE maximum output power modified by MPR, the power limits specified in subclause 6.2.5.3 apply. The normative reference for this requirement is TS 36.101 clause 6.2.3.

The end effect is that the DUT output power is identical to the case where there is no MPR in the device.

Any report having not been signed by authorized approver, or having been altered without authorization, or having not been stamped by the "Dedicated Testing/Inspection Stamp" is deemed to be invalid. Copying or excerpting portion of, or altering the content of the report is not permitted without the written authorization of AGC. The test results presented in the report apply only to the tested sample. Any objections to report issued by AGC should be submitted to AGC within 15days after the issuance of the test report. Further enquiry of validity or verification of the test report should be addressed to AGC by agc@agc-cert.com.

Attestation of Global Compliance(Shenzhen)Co., Ltd
Attestation of Global Compliance(Shenzhen)Std & Tech Co., Ltd
Tel: +86-755 2523 4088 E-mail: agc@agc-cert.com Web: http://cn.agc-cert.com/



4.1 EMISSION DESIGNATOR

GSM Emission Designator

Emission Designator = 249KGXW

GSM BW = 249 kHz

G = Phase Modulation

X = Cases not otherwise covered

W = Combination (Audio/Data)

WCDMA Emission Designator

Emission Designator = 4M17F9W

WCDMA BW = 4.17 MHz

F = Frequency Modulation

9 = Composite Digital Info

W = Combination (Audio/Data)

QAM Modulation

Emission Designator = 4M48W7D

LTE BW = 4.48 MHz

W = Amplitude/Angle Modulated

7 = Quantized/Digital Info

D = Data transmission; telemetry; telecommand

EDGE Emission Designator

Emission Designator = 249KG7W

GSM BW = 249 kHz

G = Phase Modulation

7 = Quantized/Digital Info

W = Combination (Audio/Data)

QPSK Modulation

Emission Designator = 4M48G7D

LTE BW = 4.48 MHz

G = Phase Modulation

7 = Quantized/Digital Info

D = Data transmission; telemetry; telecommand

Any report having not been signed by authorized approver, or having been altered without authorization, or having not been stamped by the "Dedicated Testing/Inspection Stamp" is deemed to be invalid. Copying or excerpting portion of, or altering the content of the report is not permitted without the written authorization of AGC. The test results presented in the report apply only to the tested sample. Any objections to report issued by AGC should be submitted to AGC within 15 days after the issuance of the test report. Further enquiry of validity or verification of the test report should be addressed to AGC by agc@agc-cert.com.

Attestation of Global Compliance(Shenzhen)Co., Ltd

Attestation of Global Compliance(Shenzhen)Std & Tech Co., Ltd

Tel: +86-755 2523 4088 E-mail: agc@agc-cert.com Web: <http://cn.agc-cert.com/>



5. LIST OF TEST EQUIPMENT

Equipment	Manufacturer	Model	S/N	Cal. Date	Cal. Due
TEST RECEIVER	R&S	ESPI	101206	May 15, 2020	May 14, 2021
LISN	R&S	ESH2-Z5	100086	Jul. 03, 2020	Jul. 02, 2021
TEST RECEIVER	R&S	ESCI	10096	May 15, 2020	May 14, 2021
EXA Signal Analyzer	Aglient	N9010A	MY53470504	Dec.18, 2019	Dec.17, 2020
EXA Signal Analyzer	Aglient	N9020B	MY56101792	Jul. 15, 2020	Jul. 14, 2021
Horn antenna	SCHWARZBECK	BBHA 9170	#768	Oct. 20, 2019	Oct. 19, 2022
preamplifier	ChengYi	EMC184045SE	980508	Sep. 21, 2020	Sep. 20, 2021
Double-Ridged Waveguide Horn	ETS LINDGREN	3117	00034609	May. 17, 2019	May. 16, 2021
Broadband Preamplifier	SCHWARZBECK	00073	BBHA 9120 J	Sep. 27, 2019	Sep. 26, 2021
ANTENNA	SCHWARZBECK	VULB9168	D69250	Sep.20, 2019	Sep.19, 2021
SIGNAL ANALYZER	Agilent	N9020A	MY52090123	Sep. 03, 2020	Sep. 02, 2021
USB Wideband Power Sensor	Agilent	U2021XA	MY54110007	Jun. 08, 2020	Jun. 07, 2021
Wireless communicationtest	R&S	CMW500	120909	Oct. 26, 2019	Oct. 25, 2020
Wireless communicationtest	R&S	CMW500	120909	Oct. 24, 2020	Oct. 23, 2021
Power Splitter	Agilent	11636A	34	Jun.10, 2020	Jun.09, 2021
Attenuator	JFW	50FHC-006-50	N/A	Jun.10, 2020	Jun.09, 2021

Any report having not been signed by authorized approver, or having been altered without authorization, or having not been stamped by the "Dedicated Testing/Inspection Stamp" is deemed to be invalid. Copying or excerpting portion of, or altering the content of the report is not permitted without the written authorization of AGC. The test results presented in the report apply only to the tested sample. Any objections to report issued by AGC should be submitted to AGC within 15days after the issuance of the test report. Further enquiry of validity or verification of the test report should be addressed to AGC by agc@agc-cert.com.

Attestation of Global Compliance(Shenzhen)Co., Ltd
Attestation of Global Compliance(Shenzhen)Std & Tech Co., Ltd
Tel: +86-755 2523 4088 E-mail: agc@agc-cert.com Web: http://cn.agc-cert.com/



6. CONDUCTED OUTPUT POWER

6.1 MEASUREMENT OVERVIEW


The conduction test is carried out in a shielded room.

According to the test, connect the device under test to the antenna port on the non-conductive platform directly to the test device for evaluation and measurement (ANSI-C63.26-2015 Clause 5.4)

6.2 MEASUREMENT METHOD

- The transmitter output port was connected to base station.
- Set EUT at maximum power through base station.
- Select lowest, middle, and highest channels for each band and different test mode.

6.3 MEASUREMENT SETUP



6.4 MEASUREMENT RESULT

Any report having not been signed by authorized approver, or having been altered without authorization, or having not been stamped by the "Dedicated Testing/Inspection Stamp" is deemed to be invalid. Copying or excerpting portion of, or altering the content of the report is not permitted without the written authorization of AGC. The test results presented in the report apply only to the tested sample. Any objections to report issued by AGC should be submitted to AGC within 15 days after the issuance of the test report. Further enquiry of validity or verification of the test report should be addressed to AGC by agc@agc-cert.com.

LTE Band 2

BW (MHz)	Ch	Freq. (MHz)	Mode	UL RB Allocation	UL RB Offset	MPR	Average power (dBm)
20MHz	18700	1860.0	QPSK	1	0	0	22.70
				1	49	0	22.80
				1	99	0	22.75
				50	0	1	21.56
				50	25	1	21.66
				50	49	1	21.50
				100	0	1	21.60
			16QAM	1	0	1	21.81
				1	49	1	21.60
				1	99	1	21.76
				50	0	2	20.58
				50	25	2	20.64
				50	49	2	20.53
				100	0	2	20.67
	18900	1880.0	QPSK	1	0	0	22.38
				1	49	0	22.88
				1	99	0	22.95
				50	0	1	21.81
				50	25	1	21.91
				50	49	1	21.62
				100	0	1	21.67
			16QAM	1	0	1	22.45
				1	49	1	22.41
				1	99	1	21.86
				50	0	2	20.92
				50	25	2	20.59
				50	49	2	20.92
				100	0	2	20.74
	19100	1900.0	QPSK	1	0	0	22.24
				1	49	0	22.16
1				99	0	22.24	
50				0	1	21.49	
50				25	1	21.42	
50				49	1	21.22	
100				0	1	21.37	
16QAM			1	0	1	21.30	
			1	49	1	21.04	
			1	99	1	21.02	
			50	0	2	20.56	
			50	25	2	20.57	
			50	49	2	20.45	
			100	0	2	20.49	

Any report having not been signed by authorized approver, or having been altered without authorization, or having not been stamped by the "Dedicated Testing/Inspection Stamp" is deemed to be invalid. Copying or excerpting portion of, or altering the content of the report is not permitted without the written authorization of AGC. The test results presented in the report apply only to the tested sample. Any objections to report issued by AGC should be submitted to AGC within 15 days after the issuance of the test report. Further enquiry of validity or verification of the test report should be addressed to AGC by agc@agc-cert.com.



BW (MHz)	Ch	Freq. (MHz)	Mode	UL RB Allocation	UL RB Offset	MPR	Average power (dBm)
15MHz	18675	1857.5	QPSK	1	0	0	22.29
				1	38	0	22.67
				1	74	0	22.28
				38	0	1	21.45
				38	18	1	21.32
				38	37	1	21.67
			16QAM	75	0	1	21.50
				1	0	1	21.86
				1	38	1	21.58
				1	74	1	21.39
				38	0	2	21.67
				38	18	2	21.44
				38	37	2	21.31
				75	0	2	20.37
	18900	1880.0	QPSK	1	0	0	22.32
				1	38	0	22.53
				1	74	0	22.96
				38	0	1	21.16
				38	18	1	21.56
				38	37	1	21.57
			16QAM	75	0	1	21.57
				1	0	1	21.69
				1	38	1	21.58
				1	74	1	22.02
				38	0	2	21.57
				38	18	2	21.25
				38	37	2	21.56
				75	0	2	20.80
	19125	1902.5	QPSK	1	0	0	22.09
				1	38	0	22.23
1				74	0	22.22	
38				0	1	21.64	
38				18	1	21.56	
38				37	1	21.21	
16QAM			75	0	1	21.27	
			1	0	1	21.21	
			1	38	1	21.36	
			1	74	1	21.17	
			38	0	2	21.56	
			38	18	2	21.20	
			38	37	2	21.63	
			75	0	2	20.29	

Any report having not been signed by authorized approver, or having been altered without authorization, or having not been stamped by the "Dedicated Testing/Inspection Stamp" is deemed to be invalid. Copying or excerpting portion of, or altering the content of the report is not permitted without the written authorization of AGC. The test results presented in the report apply only to the tested sample. Any objections to report issued by AGC should be submitted to AGC within 15days after the issuance of the test report. Further enquiry of validity or verification of the test report should be addressed to AGC by agc@agc-cert.com.



BW (MHz)	Ch	Freq. (MHz)	Mode	UL RB Allocation	UL RB Offset	MPR	Average power (dBm)
10MHz	18650	1855.0	QPSK	1	0	0	22.95
				1	24	0	22.57
				1	49	0	22.42
				25	0	1	21.64
				25	12	1	21.73
				25	25	1	21.46
				50	0	1	21.45
			16QAM	1	0	1	21.58
				1	24	1	21.52
				1	49	1	21.83
				25	0	2	20.69
				25	12	2	20.49
				25	25	2	20.51
				50	0	2	20.51
	18900	1880.0	QPSK	1	0	0	22.58
				1	24	0	22.83
				1	49	0	22.69
				25	0	1	21.86
				25	12	1	21.85
				25	25	1	21.77
				50	0	1	21.66
			16QAM	1	0	1	21.49
				1	24	1	21.88
				1	49	1	21.82
				25	0	2	20.83
				25	12	2	20.94
				25	25	2	20.94
				50	0	2	20.81
	19150	1905.0	QPSK	1	0	0	22.75
				1	24	0	22.44
1				49	0	22.50	
25				0	1	21.36	
25				12	1	21.29	
25				25	1	21.46	
50				0	1	21.28	
16QAM			1	0	1	21.63	
			1	24	1	21.34	
			1	49	1	21.54	
			25	0	2	20.41	
			25	12	2	20.48	
			25	25	2	20.57	
			50	0	2	20.39	

Any report having not been signed by authorized approver, or having been altered without authorization, or having not been stamped by the "Dedicated Testing/Inspection Stamp" is deemed to be invalid. Copying or excerpting portion of, or altering the content of the report is not permitted without the written authorization of AGC. The test results presented in the report apply only to the tested sample. Any objections to report issued by AGC should be submitted to AGC within 15days after the issuance of the test report. Further enquiry of validity or verification of the test report should be addressed to AGC by agc@agc-cert.com.



BW (MHz)	Ch	Freq. (MHz)	Mode	UL RB Allocation	UL RB Offset	MPR	Average power (dBm)
5MHz	18625	1852.5	QPSK	1	0	0	22.40
				1	12	0	22.68
				1	24	0	22.83
				12	0	1	21.67
				12	6	1	21.68
				12	13	1	21.57
				25	0	1	21.55
			16QAM	1	0	1	21.77
				1	12	1	21.70
				1	24	1	21.33
				12	0	2	20.63
				12	6	2	20.57
				12	13	2	20.65
				25	0	2	20.73
	18900	1880.0	QPSK	1	0	0	22.78
				1	12	0	22.79
				1	24	0	22.87
				12	0	1	21.75
				12	6	1	21.75
				12	13	1	21.65
				25	0	1	21.61
			16QAM	1	0	1	21.84
				1	12	1	21.74
				1	24	1	21.73
				12	0	2	20.89
				12	6	2	20.59
				12	13	2	20.70
				25	0	2	20.75
	19175	1907.5	QPSK	1	0	0	22.31
				1	12	0	22.37
1				24	0	22.31	
12				0	1	21.21	
12				6	1	21.21	
12				13	1	21.22	
25				0	1	21.16	
16QAM			1	0	1	21.29	
			1	12	1	21.50	
			1	24	1	21.20	
			12	0	2	20.42	
			12	6	2	20.13	
			12	13	2	20.25	
			25	0	2	20.29	

Any report having not been signed by authorized approver, or having been altered without authorization, or having not been stamped by the "Dedicated Testing/Inspection Stamp" is deemed to be invalid. Copying or excerpting portion of, or altering the content of the report is not permitted without the written authorization of AGC. The test results presented in the report apply only to the tested sample. Any objections to report issued by AGC should be submitted to AGC within 15days after the issuance of the test report. Further enquiry of validity or verification of the test report should be addressed to AGC by agc@agc-cert.com.



BW (MHz)	Ch	Freq. (MHz)	Mode	UL RB Allocation	UL RB Offset	MPR	Average power (dBm)
3MHz	18615	1851.5	QPSK	1	0	0	22.74
				1	8	0	22.77
				1	14	0	22.49
				8	0	1	21.72
				8	4	1	21.79
				8	8	1	21.80
			15	0	1	21.77	
			16QAM	1	0	1	21.62
				1	8	1	21.77
				1	14	1	21.81
				8	0	2	20.79
				8	4	2	20.85
	8	8		2	20.88		
	18900	1880.0	QPSK	1	0	0	22.74
				1	8	0	22.66
				1	14	0	22.84
				8	0	1	21.76
				8	4	1	21.84
				8	7	1	21.84
			15	0	1	21.75	
			16QAM	1	0	1	21.58
				1	8	1	21.53
				1	14	1	21.77
				8	0	2	20.98
				8	4	2	20.78
	8	8		2	20.96		
	19185	1908.5	QPSK	1	0	0	22.53
				1	8	0	22.23
				1	14	0	22.47
				8	0	1	21.31
				8	4	1	21.31
				8	8	1	21.34
			15	0	1	21.24	
			16QAM	1	0	1	21.34
				1	8	1	21.31
				1	14	1	21.19
8				0	2	20.31	
8				4	2	20.24	
8	8	2		20.49			
15	0	2	20.18				

Any report having not been signed by authorized approver, or having been altered without authorization, or having not been stamped by the "Dedicated Testing/Inspection Stamp" is deemed to be invalid. Copying or excerpting portion of, or altering the content of the report is not permitted without the written authorization of AGC. The test results presented in the report apply only to the tested sample. Any objections to report issued by AGC should be submitted to AGC within 15days after the issuance of the test report. Further enquiry of validity or verification of the test report should be addressed to AGC by agc@agc-cert.com.



BW (MHz)	Ch	Freq. (MHz)	Mode	UL RB Allocation	UL RB Offset	MPR	Average power (dBm)
1.4MHz	18607	1850.7	QPSK	1	0	0	22.96
				1	2	0	23.08
				1	5	0	22.87
				3	0	0	22.89
				3	1	0	22.92
				3	2	0	22.76
			6	0	1	21.87	
			16QAM	1	0	1	22.21
				1	2	1	21.97
				1	5	1	21.99
				3	0	1	21.67
				3	1	1	21.55
	3	2		1	21.55		
	18900	1880.0	QPSK	1	0	0	22.96
				1	2	0	22.92
				1	5	0	22.84
				3	0	0	22.85
				3	1	0	22.76
				3	2	0	22.63
			6	0	1	21.77	
			16QAM	1	0	1	21.97
				1	2	1	21.67
				1	5	1	22.16
				3	0	1	21.55
				3	1	1	21.56
	3	2		1	21.58		
	19193	1909.3	QPSK	1	0	0	22.61
				1	2	0	22.51
				1	5	0	22.37
				3	0	0	22.45
				3	1	0	22.25
				3	2	0	22.35
			6	0	1	21.32	
			16QAM	1	0	1	21.53
				1	2	1	21.38
				1	5	1	21.09
3				0	1	21.09	
3				1	1	21.02	
3	2	1		20.41			
6	0	2	21.53				

Any report having not been signed by authorized approver, or having been altered without authorization, or having not been stamped by the "Dedicated Testing/Inspection Stamp" is deemed to be invalid. Copying or excerpting portion of, or altering the content of the report is not permitted without the written authorization of AGC. The test results presented in the report apply only to the tested sample. Any objections to report issued by AGC should be submitted to AGC within 15days after the issuance of the test report. Further enquiry of validity or verification of the test report should be addressed to AGC by agc@agc-cert.com.



LTE Band 4

BW (MHz)	Ch	Freq. (MHz)	Mode	UL RB Allocation	UL RB Offset	MPR	Average power (dBm)
20MHz	20050	1720.0	QPSK	1	0	0	24.05
				1	49	0	23.73
				1	99	0	24.22
				50	0	1	22.78
				50	25	1	22.79
				50	49	1	22.58
			16QAM	100	0	1	22.72
				1	0	1	22.89
				1	49	1	22.85
				1	99	1	23.13
				50	0	2	21.74
				50	25	2	21.85
	20175	1732.5	QPSK	50	49	1	21.84
				100	0	2	21.68
				1	0	0	23.33
				1	49	0	23.01
				1	99	0	23.10
				50	0	1	21.82
			16QAM	50	25	1	21.92
				50	49	1	22.02
				100	0	1	21.91
				1	0	1	21.98
				1	49	1	22.37
				1	99	1	22.20
	20300	1745.0	QPSK	50	0	1	21.01
				50	25	2	21.22
				50	49	2	20.91
				100	0	2	21.00
				1	0	0	23.36
				1	49	0	23.12
			16QAM	1	99	0	22.99
				50	0	1	22.05
				50	25	1	22.04
				50	49	1	21.98
				100	0	1	21.97
				1	0	1	22.74
16QAM	1	49	1	22.41			
	1	99	1	22.33			
	50	0	2	21.05			
	50	25	2	21.04			
	50	49	2	21.09			
	100	0	2	21.06			

Any report having not been signed by authorized approver, or having been altered without authorization, or having not been stamped by the "Dedicated Testing/Inspection Stamp" is deemed to be invalid. Copying or excerpting portion of, or altering the content of the report is not permitted without the written authorization of AGC. The test results presented in the report apply only to the tested sample. Any objections to report issued by AGC should be submitted to AGC within 15days after the issuance of the test report. Further enquiry of validity or verification of the test report should be addressed to AGC by agc@agc-cert.com.



BW (MHz)	Ch	Freq. (MHz)	Mode	UL RB Allocation	UL RB Offset	MPR	Average power (dBm)
15MHz	20025	1717.5	QPSK	1	0	0	23.40
				1	37	0	24.06
				1	74	0	23.58
				36	0	1	22.25
				36	16	1	22.54
				36	35	1	22.47
				75	0	1	22.56
			16QAM	1	0	1	23.05
				1	37	1	22.22
				1	74	1	22.43
				36	0	2	22.55
				36	16	2	22.24
				36	35	2	22.53
				75	0	2	21.69
				20175	1732.5	QPSK	1
	1	37	0				22.97
	1	74	0				22.92
	36	0	1				21.51
	36	16	1				21.66
	36	35	1				21.45
	75	0	1				21.93
	16QAM	1	0			1	21.89
		1	37			1	22.14
		1	74			1	22.00
		36	0			2	21.44
		36	16			2	21.52
		36	35			2	21.65
		75	0			2	21.08
		20325	1747.5			QPSK	1
	1			37	0		23.20
1	74			0	21.99		
36	0			1	22.16		
36	16			1	21.97		
36	35			1	21.96		
75	0			1	22.09		
16QAM	1			0	1	22.09	
	1			37	1	22.24	
	1			74	1	21.99	
	36			0	2	22.15	
	36			16	2	21.98	
	36			35	2	21.79	
	75			0	2	21.07	

Any report having not been signed by authorized approver, or having been altered without authorization, or having not been stamped by the "Dedicated Testing/Inspection Stamp" is deemed to be invalid. Copying or excerpting portion of, or altering the content of the report is not permitted without the written authorization of AGC. The test results presented in the report apply only to the tested sample. Any objections to report issued by AGC should be submitted to AGC within 15days after the issuance of the test report. Further enquiry of validity or verification of the test report should be addressed to AGC by agc@agc-cert.com.




BW (MHz)	Ch	Freq. (MHz)	Mode	UL RB Allocation	UL RB Offset	MPR	Average power (dBm)
10MHz	20000	1715.0	QPSK	1	0	0	23.98
				1	24	0	23.64
				1	49	0	23.20
				25	0	1	22.81
				25	12	1	22.82
				25	25	1	22.41
			16QAM	50	0	1	22.60
				1	0	1	22.67
				1	24	1	22.41
				1	49	1	22.92
				25	0	2	21.85
				25	12	2	21.84
				25	25	2	21.47
				50	0	2	21.58
	20175	1732.5	QPSK	1	0	0	23.02
				1	24	0	23.05
				1	49	0	23.12
				25	0	1	21.95
				25	12	1	21.95
				25	25	1	22.09
			16QAM	50	0	1	22.00
				1	0	1	22.32
				1	24	1	22.14
				1	49	1	22.08
				25	0	2	20.96
				25	12	2	21.02
				25	25	2	21.11
				50	0	2	21.08
	20350	1750.0	QPSK	1	0	0	23.02
				1	24	0	23.00
				1	49	0	22.88
				25	0	1	21.90
				25	12	1	22.02
				25	25	1	22.00
			16QAM	50	0	1	21.96
				1	0	1	21.79
1				24	1	21.85	
1				49	1	21.75	
25				0	2	21.13	
25				12	2	21.22	
25				25	2	21.22	
50				0	2	20.98	

Any report having not been signed by authorized approver, or having been altered without authorization, or having not been stamped by the "Dedicated Testing/Inspection Stamp" is deemed to be invalid. Copying or excerpting portion of, or altering the content of the report is not permitted without the written authorization of AGC. The test results presented in the report apply only to the tested sample. Any objections to report issued by AGC should be submitted to AGC within 15days after the issuance of the test report. Further enquiry of validity or verification of the test report should be addressed to AGC by agc@agc-cert.com.



BW (MHz)	Ch	Freq. (MHz)	Mode	UL RB Allocation	UL RB Offset	MPR	Average power (dBm)
5MHz	19975	1712.5	QPSK	1	0	0	23.82
				1	12	0	23.85
				1	24	0	23.86
				12	0	1	22.84
				12	6	1	22.84
				12	11	1	22.74
				25	0	1	22.73
			16QAM	1	0	1	22.86
				1	12	1	22.74
				1	24	1	22.73
				12	0	2	21.60
				12	6	2	21.89
				12	11	2	21.89
				25	0	2	21.81
	20175	1732.5	QPSK	1	0	0	23.05
				1	12	0	23.06
				1	24	0	23.05
				12	0	1	22.01
				12	6	1	22.02
				12	11	1	21.98
				25	0	1	22.03
			16QAM	1	0	1	21.96
				1	12	1	21.44
				1	24	1	21.88
				12	0	2	21.20
				12	6	2	20.96
				12	11	2	21.00
				25	0	2	21.13
	20375	1752.5	QPSK	1	0	0	22.87
				1	12	0	23.21
				1	24	0	23.25
				12	0	1	21.91
				12	6	1	21.91
				12	11	1	22.07
				25	0	1	21.96
			16QAM	1	0	1	21.90
1				12	1	22.15	
1				24	1	22.08	
12				0	2	21.05	
12				6	2	21.14	
12				11	2	21.22	
25				0	2	21.12	

Any report having not been signed by authorized approver, or having been altered without authorization, or having not been stamped by the "Dedicated Testing/Inspection Stamp" is deemed to be invalid. Copying or excerpting portion of, or altering the content of the report is not permitted without the written authorization of AGC. The test results presented in the report apply only to the tested sample. Any objections to report issued by AGC should be submitted to AGC within 15days after the issuance of the test report. Further enquiry of validity or verification of the test report should be addressed to AGC by agc@agc-cert.com.




BW (MHz)	Ch	Freq. (MHz)	Mode	UL RB Allocation	UL RB Offset	MPR	Average power (dBm)
3MHz	19965	1711.5	QPSK	1	0	0	23.85
				1	7	0	23.94
				1	14	0	24.03
				8	0	1	22.78
				8	4	1	22.88
				8	7	1	22.88
				15	0	1	22.87
			16QAM	1	0	1	23.04
				1	7	1	22.76
				1	14	1	23.02
				8	0	2	21.96
				8	4	2	21.86
				8	7	2	21.96
				15	0	2	21.83
	20175	1732.5	QPSK	1	0	0	21.90
				1	7	0	21.85
				1	14	0	21.69
				8	0	1	21.20
				8	4	1	21.23
				8	7	1	21.17
				15	0	1	21.04
			16QAM	1	0	1	23.05
				1	7	1	23.06
				1	14	1	23.05
				8	0	2	22.01
				8	4	2	22.02
				8	7	2	21.98
				15	0	2	22.03
	20385	1753.5	QPSK	1	0	0	23.00
				1	7	0	22.95
1				14	0	23.11	
8				0	1	21.85	
8				4	1	21.84	
8				7	1	21.95	
15				0	1	21.99	
16QAM			1	0	1	21.91	
			1	7	1	21.93	
			1	14	1	21.62	
			8	0	2	21.08	
			8	4	2	21.04	
			8	7	2	20.81	
			15	0	2	20.99	

Any report having not been signed by authorized approver, or having been altered without authorization, or having not been stamped by the "Dedicated Testing/Inspection Stamp" is deemed to be invalid. Copying or excerpting portion of, or altering the content of the report is not permitted without the written authorization of AGC. The test results presented in the report apply only to the tested sample. Any objections to report issued by AGC should be submitted to AGC within 15 days after the issuance of the test report. Further enquiry of validity or verification of the test report should be addressed to AGC by agc@agc-cert.com.



BW (MHz)	Ch	Freq. (MHz)	Mode	UL RB Allocation	UL RB Offset	MPR	Average power (dBm)
1.4MHz	19957	1710.7	QPSK	1	0	0	24.06
				1	2	0	24.18
				1	5	0	23.92
				3	0	0	23.97
				3	1	0	23.97
				3	2	0	23.84
			16QAM	6	0	1	22.88
				1	0	1	23.21
				1	2	1	23.00
				1	5	1	23.16
				3	0	1	22.69
				3	1	1	22.69
	20175	1732.5	QPSK	3	2	1	22.66
				6	0	2	21.82
				1	0	0	23.14
				1	2	0	23.49
				1	5	0	23.24
				3	0	0	23.18
			16QAM	3	1	0	23.24
				3	2	0	23.07
				6	0	1	22.08
				1	0	1	22.18
				1	2	1	22.23
				1	5	1	22.51
	20393	1754.3	QPSK	3	0	1	21.81
				3	1	1	21.98
				3	2	1	21.90
				6	0	2	20.99
				1	0	0	23.03
				1	2	0	23.02
			16QAM	1	5	0	22.98
				3	0	0	23.17
				3	1	0	23.08
				3	2	0	23.17
				6	0	1	22.17
				1	0	1	22.12
16QAM	1	2	1	21.97			
	1	5	1	21.89			
	3	0	1	22.06			
	3	1	1	22.15			
	3	2	1	21.92			
	6	0	2	21.13			

Any report having not been signed by authorized approver, or having been altered without authorization, or having not been stamped by the "Dedicated Testing/Inspection Stamp" is deemed to be invalid. Copying or excerpting portion of, or altering the content of the report is not permitted without the written authorization of AGC. The test results presented in the report apply only to the tested sample. Any objections to report issued by AGC should be submitted to AGC within 15days after the issuance of the test report. Further enquiry of validity or verification of the test report should be addressed to AGC by agc@agc-cert.com.



LTE Band 5


BW (MHz)	Ch	Freq. (MHz)	Mode	UL RB Allocation	UL RB Offset	MPR	Average power (dBm)			
10MHz	20450	829	QPSK	1	0	0	23.16			
				1	24	0	22.32			
				1	49	0	21.56			
				25	0	1	20.76			
				25	12	1	20.77			
				25	25	1	21.73			
			16QAM	50	0	1	21.21			
				1	0	1	22.21			
				1	24	1	20.53			
				1	49	1	21.31			
				25	0	2	20.76			
				25	12	2	19.81			
	20525	836.5	QPSK	25	25	2	19.81			
				50	0	2	20.37			
				1	0	0	22.59			
				1	24	0	23.30			
				1	49	0	23.52			
				25	0	1	22.47			
				25	12	1	22.32			
				25	25	1	22.31			
				50	0	1	22.38			
			16QAM	1	0	1	22.05			
				1	24	1	21.71			
				1	49	1	22.44			
				25	0	2	21.58			
				25	12	2	21.38			
				25	25	2	21.28			
				50	0	2	21.38			
				20600	844	QPSK	1	0	0	23.15
							1	24	0	23.34
1	49	0	22.98							
25	0	1	22.30							
25	12	1	21.94							
25	25	1	22.31							
16QAM	50	0	1			22.08				
	1	0	1			22.38				
	1	24	1			22.67				
20600	844	16QAM	1	49	1	21.88				
			25	0	2	21.49				
			25	12	2	21.41				
			25	25	2	20.93				
			50	0	2	21.06				
			50	0	2	21.06				

Any report having not been signed by authorized approver, or having been altered without authorization, or having not been stamped by the "Dedicated Testing/Inspection Stamp" is deemed to be invalid. Copying or excerpting portion of, or altering the content of the report is not permitted without the written authorization of AGC. The test results presented in the report apply only to the tested sample. Any objections to report issued by AGC should be submitted to AGC within 15 days after the issuance of the test report. Further enquiry of validity or verification of the test report should be addressed to AGC by agc@agc-cert.com.




BW (MHz)	Ch	Freq. (MHz)	Mode	UL RB Allocation	UL RB Offset	MPR	Average power (dBm)
5MHz	20425	826.5	QPSK	1	0	0	22.31
				1	12	0	22.24
				1	24	0	22.62
				12	0	1	21.43
				12	6	1	21.33
				12	11	1	21.43
				25	0	1	21.40
			16QAM	1	0	1	21.52
				1	12	1	21.26
				1	24	1	21.56
				12	0	2	20.39
				12	6	2	20.40
				12	11	2	20.39
				25	0	2	20.39
	20525	836.5	QPSK	1	0	0	23.20
				1	12	0	23.31
				1	24	0	23.42
				12	0	1	22.37
				12	6	1	22.36
				12	11	1	22.43
				25	0	1	22.35
			16QAM	1	0	1	22.23
				1	12	1	22.42
				1	24	1	22.33
				12	0	2	21.40
				12	6	2	21.24
				12	11	2	21.32
				25	0	2	21.52
	20625	846.5	QPSK	1	0	0	22.89
				1	12	0	22.99
1				24	0	22.98	
12				0	1	21.91	
12				6	1	21.84	
12				11	1	21.71	
25				0	1	21.78	
16QAM			1	0	1	21.69	
			1	12	1	22.13	
			1	24	1	21.59	
			12	0	2	21.03	
			12	6	2	21.03	
			12	11	2	20.82	
			25	0	2	20.70	

Any report having not been signed by authorized approver, or having been altered without authorization, or having not been stamped by the "Dedicated Testing/Inspection Stamp" is deemed to be invalid. Copying or excerpting portion of, or altering the content of the report is not permitted without the written authorization of AGC. The test results presented in the report apply only to the tested sample. Any objections to report issued by AGC should be submitted to AGC within 15days after the issuance of the test report. Further enquiry of validity or verification of the test report should be addressed to AGC by agc@agc-cert.com.




BW (MHz)	Ch	Freq. (MHz)	Mode	UL RB Allocation	UL RB Offset	MPR	Average power (dBm)
3MHz	20415	825.5	QPSK	1	0	0	23.68
				1	7	0	23.76
				1	14	0	23.81
				8	0	1	22.95
				8	4	1	22.85
				8	7	1	22.88
				15	0	1	22.92
			16QAM	1	0	1	22.82
				1	7	1	22.70
				1	14	1	22.85
				8	0	2	21.95
				8	4	2	21.83
				8	7	2	22.01
				15	0	2	21.82
			20525	836.5	QPSK	1	0
	1	7				0	24.19
	1	14				0	24.06
	8	0				1	23.27
	8	4				1	23.18
	8	7				1	23.17
	15	0				1	23.17
	16QAM	1			0	1	23.20
		1			7	1	23.02
		1			14	1	23.25
		8			0	2	22.39
		8			4	2	22.20
		8			7	2	22.17
		15			0	2	22.08
	20635	847.5			QPSK	1	0
			1	7		0	24.21
1			14	0		24.23	
8			0	1		23.18	
8			4	1		23.24	
8			7	1		23.19	
15			0	1		23.23	
16QAM			1	0	1	23.38	
			1	7	1	22.99	
			1	14	1	22.99	
			8	0	2	22.13	
			8	4	2	22.14	
			8	7	2	21.99	
			15	0	2	22.01	

Any report having not been signed by authorized approver, or having been altered without authorization, or having not been stamped by the "Dedicated Testing/Inspection Stamp" is deemed to be invalid. Copying or excerpting portion of, or altering the content of the report is not permitted without the written authorization of AGC. The test results presented in the report apply only to the tested sample. Any objections to report issued by AGC should be submitted to AGC within 15days after the issuance of the test report. Further enquiry of validity or verification of the test report should be addressed to AGC by agc@agc-cert.com.



BW (MHz)	Ch	Freq. (MHz)	Mode	UL RB Allocation	UL RB Offset	MPR	Average power (dBm)
1.4MHz	20407	824.7	QPSK	1	0	0	23.71
				1	2	0	23.84
				1	5	0	23.70
				3	0	0	23.87
				3	1	0	23.93
				3	2	0	23.83
			16QAM	6	0	1	22.89
				1	0	1	22.82
				1	2	1	22.83
				1	5	1	22.95
				3	0	1	22.88
				3	1	1	22.91
	20525	836.5	QPSK	3	2	1	22.95
				6	0	2	21.92
				1	0	0	24.27
				1	2	0	24.47
				1	5	0	24.43
				3	0	0	24.21
			16QAM	3	1	0	24.28
				3	2	0	24.19
				6	0	1	23.28
				1	0	1	23.30
				1	2	1	23.57
				1	5	1	23.40
	20643	848.3	QPSK	3	0	1	22.84
				3	1	1	22.90
				3	2	1	23.09
				6	0	2	22.35
				1	0	0	24.11
				1	2	0	24.12
			16QAM	1	5	0	24.50
				3	0	0	24.32
				3	1	0	24.22
				3	2	0	24.29
				6	0	1	23.32
				1	0	1	23.30
16QAM	1	2	1	23.02			
	1	5	1	23.01			
	3	0	1	23.15			
	3	1	1	23.17			
	3	2	1	23.21			
	6	0	2	22.24			

Any report having not been signed by authorized approver, or having been altered without authorization, or having not been stamped by the "Dedicated Testing/Inspection Stamp" is deemed to be invalid. Copying or excerpting portion of, or altering the content of the report is not permitted without the written authorization of AGC. The test results presented in the report apply only to the tested sample. Any objections to report issued by AGC should be submitted to AGC within 15days after the issuance of the test report. Further enquiry of validity or verification of the test report should be addressed to AGC by agc@agc-cert.com.



LTE Band 12


BW (MHz)	Ch	Freq. (MHz)	Mode	UL RB Allocation	UL RB Offset	MPR	Average power (dBm)		
10MHz	23060	704.0	QPSK	1	0	0	22.96		
				1	24	0	23.89		
				1	49	0	23.53		
				25	0	1	23.05		
				25	12	1	22.95		
				25	25	1	22.46		
			16QAM	50	0	1	22.71		
				1	0	1	22.17		
				1	24	1	23.06		
				1	49	1	23.16		
				25	0	2	21.54		
				25	12	2	21.90		
	23095	707.5	QPSK	25	25	2	21.92		
				50	0	2	21.70		
				1	0	0	23.80		
				1	24	0	23.02		
				1	49	0	23.12		
				25	0	1	22.14		
			16QAM	25	12	1	22.67		
				25	25	1	22.67		
				50	0	1	22.32		
				1	0	1	21.52		
				1	24	1	22.59		
				1	49	1	22.09		
			23130	711.0	QPSK	25	0	2	21.27
						25	12	2	21.89
						25	25	2	21.89
						50	0	2	21.35
						1	0	0	23.11
						1	24	0	23.43
16QAM	1	49			0	22.66			
	25	0			1	22.14			
	25	12			1	22.01			
	25	25			1	22.23			
	50	0			1	21.98			
	1	0			1	21.88			
16QAM	1	24	1	22.76					
	1	49	1	21.82					
	25	0	2	21.20					
	25	12	2	21.36					
	25	25	2	21.03					
	50	0	2	21.08					

Any report having not been signed by authorized approver, or having been altered without authorization, or having not been stamped by the "Dedicated Testing/Inspection Stamp" is deemed to be invalid. Copying or excerpting portion of, or altering the content of the report is not permitted without the written authorization of AGC. The test results presented in the report apply only to the tested sample. Any objections to report issued by AGC should be submitted to AGC within 15 days after the issuance of the test report. Further enquiry of validity or verification of the test report should be addressed to AGC by agc@agc-cert.com.




BW (MHz)	Ch	Freq. (MHz)	Mode	UL RB Allocation	UL RB Offset	MPR	Average power (dBm)
5MHz	23035	701.5	QPSK	1	0	0	23.77
				1	12	0	24.06
				1	24	0	24.07
				12	0	1	22.98
				12	6	1	22.88
				12	13	1	22.95
				25	0	1	22.96
			16QAM	1	0	1	22.88
				1	12	1	22.71
				1	24	1	22.91
				12	0	2	21.88
				12	6	2	21.97
				12	13	2	22.14
				25	0	2	22.18
	23095	707.5	QPSK	1	0	0	23.78
				1	12	0	23.03
				1	24	0	23.24
				12	0	1	22.46
				12	6	1	22.46
				12	13	1	22.11
				25	0	1	22.24
			16QAM	1	0	1	22.74
				1	12	1	22.10
				1	24	1	22.09
				12	0	2	21.18
				12	6	2	21.54
				12	13	2	21.63
				25	0	2	21.32
	23155	713.5	QPSK	1	0	0	22.47
				1	12	0	22.52
1				24	0	22.78	
12				0	1	21.83	
12				6	1	21.75	
12				13	1	21.70	
25				0	1	21.73	
16QAM			1	0	1	21.84	
			1	12	1	21.58	
			1	24	1	21.56	
			12	0	2	20.68	
			12	6	2	20.58	
			12	13	2	20.65	
			25	0	2	20.74	

Any report having not been signed by authorized approver, or having been altered without authorization, or having not been stamped by the "Dedicated Testing/Inspection Stamp" is deemed to be invalid. Copying or excerpting portion of, or altering the content of the report is not permitted without the written authorization of AGC. The test results presented in the report apply only to the tested sample. Any objections to report issued by AGC should be submitted to AGC within 15days after the issuance of the test report. Further enquiry of validity or verification of the test report should be addressed to AGC by agc@agc-cert.com.




BW (MHz)	Ch	Freq. (MHz)	Mode	UL RB Allocation	UL RB Offset	MPR	Average power (dBm)
3MHz	23025	700.5	QPSK	1	0	0	25.56
				1	7	0	25.83
				1	14	0	25.49
				8	0	1	24.53
				8	4	1	24.60
				8	7	1	24.84
			15	0	1	24.70	
			16QAM	1	0	1	25.01
				1	7	1	24.48
				1	14	1	24.49
				8	0	2	24.13
				8	4	2	23.90
	8	7		2	23.73		
	23095	707.5	QPSK	1	0	0	24.98
				1	7	0	23.89
				1	14	0	24.09
				8	0	1	22.94
				8	4	1	23.69
				8	7	1	23.69
			15	0	1	23.37	
			16QAM	1	0	1	22.82
				1	7	1	24.00
				1	14	1	23.22
				8	0	2	21.93
				8	4	2	22.78
	8	7		2	22.50		
	23165	714.5	QPSK	1	0	0	23.00
1				7	0	23.00	
1				14	0	22.89	
8				0	1	21.95	
8				4	1	21.74	
8				7	1	21.96	
15			0	1	21.78		
16QAM			1	0	1	21.68	
			1	7	1	22.13	
			1	14	1	21.85	
			8	0	2	20.87	
			8	4	2	20.95	
	8	7	2	20.92			
15	0	2	20.72				

Any report having not been signed by authorized approver, or having been altered without authorization, or having not been stamped by the "Dedicated Testing/Inspection Stamp" is deemed to be invalid. Copying or excerpting portion of, or altering the content of the report is not permitted without the written authorization of AGC. The test results presented in the report apply only to the tested sample. Any objections to report issued by AGC should be submitted to AGC within 15days after the issuance of the test report. Further enquiry of validity or verification of the test report should be addressed to AGC by agc@agc-cert.com.



BW (MHz)	Ch	Freq. (MHz)	Mode	UL RB Allocation	UL RB Offset	MPR	Average power (dBm)
1.4MHz	23017	699.7	QPSK	1	0	0	25.16
				1	2	0	25.72
				1	5	0	25.82
				3	0	0	25.43
				3	1	0	25.43
				3	2	0	25.50
			16QAM	6	0	1	24.61
				1	0	1	24.20
				1	2	1	24.78
				1	5	1	24.75
				3	0	1	24.15
				3	1	1	24.16
	23095	707.5	QPSK	3	2	1	24.43
				6	0	2	23.59
				1	0	0	24.23
				1	2	0	23.85
				1	5	0	24.10
				3	0	0	24.37
			16QAM	3	1	0	24.44
				3	2	0	24.06
				6	0	1	23.30
				1	0	1	23.61
				1	2	1	23.35
				1	5	1	23.17
	23173	715.3	QPSK	3	0	1	22.82
				3	1	1	23.19
				3	2	1	23.27
				6	0	2	22.31
				1	0	0	24.32
				1	2	0	24.20
			16QAM	1	5	0	24.11
				3	0	0	23.98
				3	1	0	23.89
				3	2	0	23.93
				6	0	1	22.92
				1	0	1	23.36
16QAM	1	2	1	23.34			
	1	5	1	23.33			
	3	0	1	22.83			
	3	1	1	22.82			
	3	2	1	22.68			
	6	0	2	21.84			

Any report having not been signed by authorized approver, or having been altered without authorization, or having not been stamped by the "Dedicated Testing/Inspection Stamp" is deemed to be invalid. Copying or excerpting portion of, or altering the content of the report is not permitted without the written authorization of AGC. The test results presented in the report apply only to the tested sample. Any objections to report issued by AGC should be submitted to AGC within 15days after the issuance of the test report. Further enquiry of validity or verification of the test report should be addressed to AGC by agc@agc-cert.com.



LTE Band 13


BW (MHz)	Ch	Freq. (MHz)	Mode	UL RB Allocation	UL RB Offset	MPR	Average power (dBm)
10MHz	23230	782.0	QPSK	1	0	0	23.18
				1	24	0	23.47
				1	49	0	23.15
				25	0	1	22.27
				25	12	1	22.36
				25	25	1	22.68
				50	0	1	22.53
			16QAM	1	0	1	22.94
				1	24	1	22.28
				1	49	1	22.63
				25	0	2	21.32
				25	12	2	21.32
				25	25	2	21.55
				50	0	2	21.50

Any report having not been signed by authorized approver, or having been altered without authorization, or having not been stamped by the "Dedicated Testing/Inspection Stamp" is deemed to be invalid. Copying or excerpting portion of, or altering the content of the report is not permitted without the written authorization of AGC. The test results presented in the report apply only to the tested sample. Any objections to report issued by AGC should be submitted to AGC within 15 days after the issuance of the test report. Further enquiry of validity or verification of the test report should be addressed to AGC by agc@agc-cert.com.



BW (MHz)	Ch	Freq. (MHz)	Mode	UL RB Allocation	UL RB Offset	MPR	Average power (dBm)
5MHz	23205	779.5	QPSK	1	0	0	23.23
				1	12	0	23.41
				1	24	0	22.87
				12	0	1	22.27
				12	6	1	22.28
				12	13	1	22.36
			25	0	1	22.27	
			16QAM	1	0	1	22.19
				1	12	1	21.61
				1	24	1	22.28
				12	0	2	21.33
				12	6	2	21.27
	12	13		2	21.36		
	25	0	2	21.26			
	23230	782.0	QPSK	1	0	0	23.27
				1	12	0	23.52
				1	24	0	23.62
				12	0	1	22.33
				12	6	1	22.40
				12	13	1	22.57
			25	0	1	22.49	
			16QAM	1	0	1	22.35
				1	12	1	22.71
				1	24	1	22.30
				12	0	2	21.46
				12	6	2	21.54
	12	13		2	21.71		
	25	0	2	21.36			
	23255	784.5	QPSK	1	0	0	23.43
				1	12	0	23.36
1				24	0	23.55	
12				0	1	22.55	
12				6	1	22.55	
12				13	1	22.70	
25			0	1	22.59		
16QAM			1	0	1	22.41	
			1	12	1	22.55	
			1	24	1	22.71	
			12	0	2	21.62	
			12	6	2	21.46	
	12	13	2	21.56			
25	0	2	21.61				

Any report having not been signed by authorized approver, or having been altered without authorization, or having not been stamped by the "Dedicated Testing/Inspection Stamp" is deemed to be invalid. Copying or excerpting portion of, or altering the content of the report is not permitted without the written authorization of AGC. The test results presented in the report apply only to the tested sample. Any objections to report issued by AGC should be submitted to AGC within 15days after the issuance of the test report. Further enquiry of validity or verification of the test report should be addressed to AGC by agc@agc-cert.com.



LTE Band 14

BW (MHz)	Ch	Freq. (MHz)	Mode	UL RB Allocation	UL RB Offset	MPR	Average power (dBm)
10MHz	23330	782.0	QPSK	1	0	0	24.56
				1	24	0	24.70
				1	49	0	24.72
				25	0	1	23.68
				25	12	1	23.60
				25	25	1	23.76
				50	0	1	23.63
			16QAM	1	0	1	23.57
				1	24	1	23.53
				1	49	1	23.70
				25	0	2	22.65
				25	12	2	22.66
				25	25	2	22.73
				50	0	2	22.78

Any report having not been signed by authorized approver, or having been altered without authorization, or having not been stamped by the "Dedicated Testing/Inspection Stamp" is deemed to be invalid. Copying or excerpting portion of, or altering the content of the report is not permitted without the written authorization of AGC. The test results presented in the report apply only to the tested sample. Any objections to report issued by AGC should be submitted to AGC within 15 days after the issuance of the test report. Further enquiry of validity or verification of the test report should be addressed to AGC by agc@agc-cert.com.

