




Picture 5 : Dimensions of module



Picture 6 : Module mounted in test fixture, which provides among others a SMA antenna connector for test purposes



Picture 7 : Setup 1 for conducted measurements (module mounted in the test fixture, connected to the test system)



Picture 8 : Setup 2 for radiated measurements (module mounted in the test fixture with external antenna)