

8 APPENDIX 1 – TEST SETUP PHOTOS

Photos of test setups




Photo of test setup for 9 kHz – 30 MHz Ground-parallel position




Photo of test setup for 9 kHz – 30 MHz perpendicular position




Photo of test setup for 9 kHz – 30 MHz parallel position




Photo of setup for 30 MHz – 1 GHz




Photo of setup for 30 MHz – 1 GHz




Photo of setup for 1 GHz – 18 GHz



Photo of EUT in Climate chamber



Photo of test setup with climate chamber