



Photos Taken During Radiated Emission Testing


View of the EUT setup on the test pedestal




**View of the EUT setup showing Yagi (Antenna 1)
installation on a 2 meter mast.**



View of the EUT setup showing Monopole (Antenna 2) installation on a 2 meter mast.




Close up view of the RS-232 Interface.



Photo(s) Taken During Conducted Emission Testing

Setup for the Conducted Emissions Test



The data contained in this section is reproduced from LS Compliance report number 304238-TX1000.