

IPWireless V5C Digital Shelf

Model: VT

Internal Photographs



Figure 1: Control Card – Top



Figure 2: Control Card – GPS & Memory Removed




Figure 3: Control Card - Bottom



Figure 4: Sector Card Top




Figure 5: Sector Card - Bottom



Figure 6: GPS & Memory Modules - Top



Figure 7: GPS & Memory Modules - Bottom



Figure 8: Power Supply Assembly




Figure 9: Power Supply



Figure 10: Blanking Panel - Top



Figure 11: Blanking Panel - Bottom