

FCC ID PKRNVWMIFI5510




Conducted Port Measurement (WiFi)



Conducted Port Measurement (CDMA and LTE)




Conducted Emission Test Setup (WiFi)



Conducted Emission Test Setup (WiFi)



Conducted Emission Test Setup (CDMA and LTE)



Conducted Emission Test Setup (CDMA and LTE)




Radiated Emission Test Setup (X Configuration)



Radiated Emission Test Setup (Y Configuration)




Radiated Emission Test Setup (Z Configuration)




Radiated Emission Test Setup (below 1GHz FCC Part 15 Subpart B)



Radiated Emission Test Setup (below 1GHz FCC Part 15 Subpart B)




Radiated Emission Test Setup (above 1GHz FCC Part 15 Subpart B)



Radiated Emission Test Setup (above 1GHz FCC Part 15 Subpart B)



Radiated Emission Test Setup (below 1GHz FCC Part 15 Subpart C)




Radiated Emission Test Setup (below 1GHz FCC Part 15 Subpart C)



Radiated Emission Test Setup (above 1GHz FCC Part 15 Subpart C)




Radiated Emission Test Setup (above 1GHz FCC Part 15 Subpart C)




Radiated Emission Test Setup (below 1GHz FCC Part 22,24 and 27)



Radiated Emission Test Setup (below 1GHz FCC Part 22,24 and 27)



Radiated Emission Test Setup (above 1GHz FCC Part 22,24 and 27)



Radiated Emission Test Setup (above 1GHz FCC Part 22,24 and 27)