

RF Exposure Lab

802 N. Twin Oaks Valley Road, Suite 105 • San Marcos, CA 92069 • U.S.A.

TEL (760) 471-2100 • FAX (760) 471-2121

<http://www.rfexposurelab.com>

CERTIFICATE OF COMPLIANCE SAR EVALUATION

Novatel Wireless
9645 Scranton Road, Suite 205
San Diego, CA 92121

Dates of Test: July 19 & 22-23, 2011
Test Report Number: SAR.20110703
Revision C

FCC ID:	PKRNVWMC551S
Model(s):	USB551L
Test Sample:	Engineering Unit Same as Production
ESN Number:	8044B0FC
Equipment Type:	Wireless USB Modem
Classification:	PCS Licensed Transmitter (PCB)
TX Frequency Range:	824.7 – 848.3 MHz; 1851.25 – 1908.75 MHz; 779.5 – 784.5 MHz
Frequency Tolerance:	± 2.5 ppm
Maximum RF Output:	835 MHz (CDMA) – 24.49 dBm, 1900 MHz (CDMA) – 23.97 dBm, 782 MHz – 24.0 dBm Conducted
Signal Modulation:	CDMA, QPSK, 16QAM
Antenna Type:	Internal
Application Type:	Certification
FCC Rule Parts:	Part 2, 22, 24, 27
KDB Test Methodology:	KDB 447498, KDB 941225 D01 & D05
KDB Issued for Test:	KDB 995862
Maximum SAR Value:	0.396 W/kg
Separation Distance:	24 mm

This wireless mobile and/or portable device has been shown to be compliant for localized specific absorption rate (SAR) for uncontrolled environment/general exposure limits specified in ANSI/IEEE Std. C95.1-1992 and had been tested in accordance with the measurement procedures specified in IEEE 1528-2003, and OET Bulletin 65 Supp. C (See test report).

I attest to the accuracy of the data. All measurements were performed by myself or were made under my supervision and are correct to the best of my knowledge and belief. I assume full responsibility for the completeness of these measurements and vouch for the qualifications of all persons taking them.

RF Exposure Lab, LLC certifies that no party to this application is subject to a denial of Federal benefits that includes FCC benefits pursuant to Section 5301 of the Anti-Drug Abuse Act of 1988, 21 U.S.C. 853(a).



Jay M. Moulton
Vice President



Certificate # 2387.01

Table of Contents

1.	Introduction	3
	SAR Definition [5].....	3
2.	SAR Measurement Setup	4
	Robotic System	4
	System Hardware	4
	System Description	4
	E-Field Probe	5
3.	Robot Specifications	7
4.	Probe and Dipole Calibration	8
5.	Phantom & Simulating Tissue Specifications.....	9
	SAM Phantom.....	9
	Head & Body Simulating Mixture Characterization	9
	Device Holder	9
6.	ANSI/IEEE C95.1 – 1992 RF Exposure Limits [2].....	10
	Uncontrolled Environment.....	10
	Controlled Environment	10
7.	Measurement Uncertainty	11
8.	System Validation	12
	Tissue Verification.....	12
	Test System Verification	12
9.	SAR Test Data Summary.....	13
	Procedures Used To Establish Test Signal.....	13
	Device Test Condition	13
10.	FCC 3G Measurement Procedures.....	15
	10.1 Procedures Used to Establish RF Signal for SAR.....	15
	10.2 SAR Measurement Conditions for CDMA2000, 1xEV-DO	15
	10.3 SAR Measurement Conditions for LTE Band 13.....	17
	SAR Data Summary – 835 MHz Body	23
	SAR Data Summary – 1900 MHz Body	24
	SAR Data Summary – 750 MHz Body – LTE Band 13 10 MHz QPSK.....	25
	SAR Data Summary – 750 MHz Body – LTE Band 13 10 MHz 16QAM.....	26
11.	Test Equipment List	27
12.	Conclusion	28
13.	References.....	29
	Appendix A – System Validation Plots and Data	30
	Appendix B – SAR Test Data Plots.....	44
	Appendix C – SAR Test Setup Photos	145
	Appendix D – Probe Calibration Data Sheets.....	152
	Appendix E – Dipole Calibration Data Sheets	183
	Appendix F – Phantom Calibration Data Sheets	214

1. Introduction

This measurement report shows compliance of the Novatel Wireless Model USB551L FCC ID: PKRNVWMC551S with FCC Part 2, 1093, ET Docket 93-62 Rules for mobile and portable devices. The FCC have adopted the guidelines for evaluating the environmental effects of radio frequency radiation in ET Docket 93-62 on August 6, 1996 to protect the public and workers from the potential hazards of RF emissions due to FCC regulated portable devices. [1], [6]

The test procedures, as described in ANSI C95.1 – 1999 Standard for Safety Levels with Respect to Human Exposure to Radio Frequency Electromagnetic Fields, 3 kHz to 300 GHz [2], ANSI C95.3 – 2002 Recommended Practice for the Measurement of Potentially Hazardous Electromagnetic Fields [3], FCC OET Bulletin 65 Supp. C – 2001 [4], IEEE Std.1528 – 2003 Recommended Practice [5], and Industry Canada Safety Code 6 Limits of Human Exposure to Radiofrequency Electromagnetic Fields in the Frequency Range from 3kHz to 300 GHz were employed.

SAR Definition [5]

Specific Absorption Rate is defined as the time derivative (rate) of the incremental energy (dW) absorbed by (dissipated in) an incremental mass (dm) contained in a volume element (dV) of a given density (ρ).

$$SAR = \frac{d}{dt} \left(\frac{dW}{dm} \right) = \frac{d}{dt} \left(\frac{dW}{\rho dV} \right)$$

SAR is expressed in units of watts per kilogram (W/kg). SAR can be related to the electric field at a point by

$$SAR = \frac{\sigma |E|^2}{\rho}$$

where:

σ = conductivity of the tissue (S/m)

ρ = mass density of the tissue (kg/m³)

E = rms electric field strength (V/m)

2. SAR Measurement Setup

Robotic System

The measurements are conducted utilizing the ALSAS-10-U automated dosimetric assessment system. The ALSAS-10-U is designed and manufactured by Aprel Laboratories in Nepean, Ontario, Canada. The system utilizes a Robcomm 3 robot manufactured by ThermoCRS located in Michigan USA.

System Hardware

The system consists of a six axis articulated arm, controller for precise probe positioning (0.05 mm repeatability), a power supply, a teach pendant for teaching area scans, near field probe, an IBM Pentium 4™ 2.66 GHz PC with Windows XP Pro™, and custom software developed to enable communications between the robot controller software and the host operating system.

An amplifier is located on the articulated arm, which is isolated from the custom designed end effector and robot arm. The end effector provides the mechanical touch detection functionality and probe connection interface. The amplifier is functionally validated within the manufacturer's site and calibrated at NCL Calibration Laboratories. A Data Acquisition Card (DAC) is used to collect the signal as detected by the isotropic e-field probe. The DAC manufacturer calibrates the DAC to NIST standards. A formal validation is executed using all mechanical and electronic components to prove conformity of the measurement platform as a whole.

System Description

The ALSAS-10-U has been designed to measure devices within the compliance environment to meet all recognized standards. The system also conforms to standards, which are currently being developed by the scientific and manufacturing community.

The course scan resolution is defined by the operator and reflects the requirements of the standard to which the device is being tested. Precise measurements are made within the predefined course scan area and the values are logged.

The user predefines the sample rate for which the measurements are made so as to ensure that the full duty-cycle of a pulse modulation device is covered during the sample. The following algorithm is an example of the function used by the system for linearization of the output for the probe.

$$V_i = U_i + U_i^2 \bullet \frac{cf}{dcp_i}$$



The April E-Field probe is evaluated to establish the diode compression point.

A complex algorithm is then used to calculate the values within the measured points down to a resolution of 1mm. The data from this process is then used to provide the co-ordinates from which the cube scan is created for the determination of the 1 g and 10 g averages.

Cube scan averaging consists of a number of complex algorithms, which are used to calculate the one, and ten gram averages. The basis for the cube scan process is centered on the location where the maximum measured SAR value was found. When a secondary peak value is found which is within 60% of the initial peak value, the system will report this back to the operator who can then assess the need for further analysis of both the peak values prior to the one and ten-gram cube scan averaging process. The algorithm consists of 3D cubic Spline, and Lagrange extrapolation to the surface, which form the matrix for calculating the measurement output for the one and ten gram average values. The resolution for the physical scan integral is user defined with a final calculated resolution down to 1mm.

In-depth analysis for the differential of the physical scanning resolution for the cube scan analysis has been carried out, to identify the optimum setting for the probe positioning steps, and this has been determined at 8mm increments on the X, & Y planes. The reduction of the physical step increment increased the time taken for analysis but did not provide a better uncertainty or return on measured values.

The final output from the system provides data for the area scan measurements, physical and splined (1mm resolution) cube scan with physical and calculated values (1mm resolution).

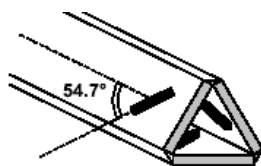
The overall uncertainty for the methodology and algorithms the ALSAS-10-U used during the SAR calculation was evaluated using the data from IEEE 1528 f3 algorithm:

$$f_3(x, y, z) = A \frac{a^2}{\frac{a^2}{4} + x'^2 + y'^2} \left(e^{-\frac{2z}{a}} + \frac{a^2}{2(a + 2z)^2} \right)$$

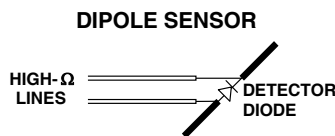
The probe used during the measurement process has been assessed to provide values for diode compression. These values are calculated during the probe calibration exercise and are used in the mathematical calculations for the assessment of SAR.

E-Field Probe

The E-field probe used by RF Exposure Lab, LLC, has been fully calibrated and assessed for isotropic, and boundary effect. The probe utilizes a triangular sensor arrangement as detailed in the diagram below right.



Δ-BEAM



The SAR is assessed with the probe which moves at a default height of 4mm from the center of the diode, which is mounted to the sensor, to the phantom surface (Z height). The diagram above right shows how the center of the sensor is defined with the location of the diode placed at the center of the dipole. The 4mm default in the Z axis is the optimum height for assessing SAR where the boundary effect is at its least, with the probe located closest to the phantom surface (boundary).

The manufacturer specified precision of the robot is ± 0.05 mm and the precision of the APREL bottom detection device is ± 0.1 mm. These precisions are calibrated and tested in the manufacturing process of the bottom detection device. A constant distance is maintained because the surface of the phantom is dynamically detected for each point. The surface detection algorithm corrects the position of the robot so that the probe rests on the surface of the phantom. The probe is then moved to the measurement location 2.44 mm above the phantom surface resulting in the probe center location to be at 4.0 mm above the phantom surface. Therefore, the probe sensor will be at 4.0 mm above the phantom surface ± 0.1 mm for each SAR location for frequencies below 3 GHz. The probe is moved to the measurement location 1.44 mm above the phantom surface resulting in the probe center location to be at 2.0 mm above the phantom surface. Therefore, the probe sensor will be at 2.0 mm above the phantom surface ± 0.1 mm for each SAR location for frequencies above 3 GHz.

The probe boundary effect compensation cannot be disabled in the ALSAS-10U testing system. The probe tip will always be at least half a probe tip diameter from the phantom surface. For frequencies up to 3 GHz, the probe diameter is 5 mm. With the sensor offset set at 1.54 mm (default setting), the sensor to phantom gap will be 4.0 mm which is greater than half the probe tip diameter. For frequencies greater than 3 GHz, the probe diameter is 3 mm. With the sensor offset set at 0.56 mm (default setting), the sensor to phantom gap will be 3.0 mm which is greater than half the probe tip diameter.

The separation of the first 2 measurement points in the zoom scan is specified in the test setup software. For frequencies below 3 GHz, the user must specify a zoom scan resolution of less than 6 mm in the z-axis to have the first two measurements within 1 cm of the surface. The z-axis is set to 4 mm as shown on each of the data sheets in Appendix B. For frequencies above 3 GHz, the user must specify a zoom scan resolution of less than 3 mm in the z-axis to have the first two measurements within 5 mm of the surface. The z-axis is set to 2 mm as shown on each of the data sheets in Appendix B.

The zoom scan volume for devices ≤ 3 GHz with a cube scan of 5x5x8 yields a volume of 32x32x28 mm³. For devices >3 GHz and <4.5 GHz, the cube scan of 9x9x9 yields a volume of 32x32x24 mm³. For devices ≥ 4.5 GHz, the cube scan of 7x7x12 yields a volume of 24x24x22 mm³.

3. Robot Specifications

Specifications

Positioner: ThermoCRS, Robot Model: Robocomm 3
Repeatability: 0.05 mm
No. of axis: 6

Data Acquisition Card (DAC) System

Cell Controller

Processor: Pentium 4™
Clock Speed: 2.66 GHz
Operating System: Windows XP Pro™

Data Converter

Features: Signal Amplifier, End Effector, DAC
Software: ALSAS 10-U Software

E-Field Probe

Model: Various See Probe Calibration Sheet
Serial Number: Various See Probe Calibration Sheet
Construction: Triangular Core Touch Detection System
Frequency: 10MHz to 6GHz

Phantom

Phantom: Uniphantom, Right Phantom, Left Phantom



4. Probe and Dipole Calibration

See Appendix D and E.

5. Phantom & Simulating Tissue Specifications

SAM Phantom



The Aprel system utilizes three separate phantoms. Each phantom for SAR assessment testing is a low loss dielectric shell, with shape and dimensions derived from the anthropomorphic data of the 90th percentile adult male head dimensions as tabulated by the US Army. The SAM phantom shell is bisected along the mid sagittal plane into right and left halves. The perimeter sidewalls of each phantom half is extended to allow filling with liquid to a depth of 15 cm that is sufficient to minimize reflections from the upper surface [5]. The Uni-Phantom is used to conduct body measurements and held to face measurements. The depth of the phantom allows for 15 cm of tissue material to be filled within the phantom. See photos in Appendix C.

Head & Body Simulating Mixture Characterization

The head and body mixtures consist of the material based on the table listed below. The mixture is calibrated to obtain proper dielectric constant (permittivity) and conductivity of the desired tissue. Body tissue parameters that have not been specified in P1528 are derived from the tissue dielectric parameters computed from the 4-Cole-Cole equations.

Table 5.1 Typical Composition of Ingredients for Tissue

Ingredients		Simulating Tissue		
		835 MHz Body	1900 MHz Body	782 MHz Body
Mixing Percentage				
Water		52.50	69.91	52.50
Sugar		45.00	0.00	45.00
Salt		1.40	0.13	1.40
HEC		1.00	0.00	1.00
Bactericide		0.10	0.00	0.10
DGBE		0.00	29.96	0.00
Dielectric Constant	Target	55.20	53.30	55.41
Conductivity (S/m)	Target	0.97	1.52	0.97

Device Holder



In combination with the SAM phantom, the scissor jack mounting device with 6 inches of Styrofoam enables the ability to mount the device under test to the uni-phantom. The devices can easily, accurately, and repeatably be positioned according to the FCC specifications.

6. ANSI/IEEE C95.1 – 1992 RF Exposure Limits [2]

Uncontrolled Environment

Uncontrolled Environments are defined as locations where there is the exposure of individuals who have no knowledge or control of their exposure. The general population/uncontrolled exposure limits are applicable to situations in which the general public may be exposed or in which persons who are exposed as a consequence of their employment may not be made fully aware of the potential for exposure or cannot exercise control over their exposure. Members of the general public would come under this category when exposure is not employment-related; for example, in the case of a wireless transmitter that exposes persons in its vicinity.

Controlled Environment

Controlled Environments are defined as locations where there is exposure that may be incurred by persons who are aware of the potential for exposure, (i.e. as a result of employment or occupation). In general, occupational/controlled exposure limits are applicable to situations in which persons are exposed as a consequence of their employment, who have been made fully aware of the potential for exposure and can exercise control over their exposure. This exposure category is also applicable when the exposure is of a transient nature due to incidental passage through a location where the exposure levels may be higher than the general population/uncontrolled limits, but the exposed person is fully aware of the potential for exposure and can exercise control over his or her exposure by leaving the area or by some other appropriate means.

Table 8.1 Human Exposure Limits

	UNCONTROLLED ENVIRONMENT General Population (W/kg) or (mW/g)	CONTROLLED ENVIROMENT Professional Population (W/kg) or (mW/g)
SPATIAL PEAK SAR ¹ Head	1.60	8.00
SPATIAL AVERAGE SAR ² Whole Body	0.08	0.40
SPATIAL PEAK SAR ³ Hands, Feet, Ankles, Wrists	4.00	20.00

¹ The Spatial Peak value of the SAR averaged over any 1 gram of tissue (defined as a tissue volume in the shape of a cube) and over the appropriate averaging time.

² The Spatial Average value of the SAR averaged over the whole body.

³ The Spatial Peak value of the SAR averaged over any 10 grams of tissue (defined as a tissue volume in the shape of a cube) and over the appropriate averaging time.

7. Measurement Uncertainty

Exposure Assessment Measurement Uncertainty

Source of Uncertainty	Tolerance Value	Probability Distribution	Divisor	c_i^1 (1-g)	c_i^1 (10-g)	Standard Uncertainty (1-g) %	Standard Uncertainty (10-g) %	v_i
Measurement System								
Probe Calibration	3.5	normal	1	1	1	3.5	3.5	∞
Axial Isotropy	3.7	rectangular	$\sqrt{3}$	0.7	0.7	1.5	1.5	∞
Hemispherical Isotropy	10.9	rectangular	$\sqrt{3}$	0.7	0.7	4.4	4.4	∞
Boundary Effect	1.0	rectangular	$\sqrt{3}$	1	1	0.6	0.6	∞
Linearity	4.7	rectangular	$\sqrt{3}$	1	1	2.7	2.7	∞
Detection Limit	1.0	rectangular	$\sqrt{3}$	1	1	0.6	0.6	∞
Readout Electronics	1.0	normal	1	1	1	1.0	1.0	∞
Response Time	0.8	rectangular	$\sqrt{3}$	1	1	0.5	0.5	∞
Integration Time	1.7	rectangular	$\sqrt{3}$	1	1	1.0	1.0	∞
RF Ambient Condition	3.0	rectangular	$\sqrt{3}$	1	1	1.7	1.7	∞
Probe Positioner Mech. Restriction	0.4	rectangular	$\sqrt{3}$	1	1	0.2	0.2	∞
Probe Positioning with respect to Phantom Shell	2.9	rectangular	$\sqrt{3}$	1	1	1.7	1.7	∞
Extrapolation and Integration	3.7	rectangular	$\sqrt{3}$	1	1	2.1	2.1	∞
Test Sample Positioning	4.0	normal	1	1	1	4.0	4.0	7
Device Holder Uncertainty	2.0	normal	1	1	1	2.0	2.0	2
Drift of Output Power	4.2	rectangular	$\sqrt{3}$	1	1	2.4	2.4	∞
Phantom and Setup								
Phantom Uncertainty (shape & thickness tolerance)	3.4	rectangular	$\sqrt{3}$	1	1	2.0	2.0	∞
Liquid Conductivity (target)	5.0	rectangular	$\sqrt{3}$	0.7	0.5	2.0	1.4	∞
Liquid Conductivity (meas.)	0.5	normal	1	0.7	0.5	0.4	0.3	5
Liquid Permittivity (target)	5.0	rectangular	$\sqrt{3}$	0.6	0.5	1.7	1.4	∞
Liquid Permittivity (meas.)	1.0	normal	1	0.6	0.5	0.6	0.5	5
Combined Uncertainty		RSS				9.6	9.4	>500
Combined Uncertainty (coverage factor=2)		Normal (k=2)				19.1	18.8	>500

8. System Validation

Tissue Verification

Table 8.1 Measured Tissue Parameters

		835 MHz Body		1900 MHz Body		782 MHz Body	
Date(s)		Jul. 19, 2011		Jul. 19, 2011		Jul. 22, 2011	
Liquid Temperature (°C)	20.0	Target	Measured	Target	Measured	Target	Measured
Dielectric Constant: ϵ		55.20	55.02	53.30	53.11	55.41	54.98
Conductivity: σ		0.97	0.98	1.52	1.55	0.97	0.99
		782 MHz Body					
Date(s)		Jul. 23, 2011					
Liquid Temperature (°C)	20.0	Target	Measured				
Dielectric Constant: ϵ		55.41	54.87				
Conductivity: σ		0.97	0.98				

See Appendix A for data printout.

Test System Verification

Prior to assessment, the system is verified to the $\pm 10\%$ of the specifications at the test frequency by using the system kit. Power is normalized to 1 watt. (Graphic Plots Attached)

Table 8.2 System Dipole Validation Target & Measured

	Test Frequency	Targeted SAR _{1g} (W/kg)	Measure SAR _{1g} (W/kg)	Tissue Used for Verification	Deviation (%)
19-Jul-2011	835 MHz	9.81	9.92	Body	+ 1.12
19-Jul-2011	1900 MHz	40.90	40.12	Body	- 1.91
22-Jul-2011	750 MHz	8.70	8.96	Body	+ 2.99
23-Jul-2011	750 MHz	8.70	8.85	Body	+ 1.72

See Appendix A for data plots.

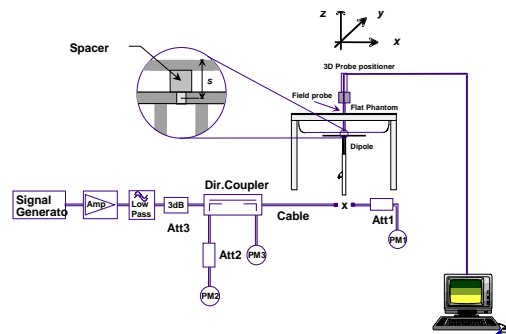


Figure 8.1 Dipole Validation Test Setup

Note: KDB 450824 D01 and D02 was applied for probe calibration frequencies greater than or equal to 50 MHz of the DUT frequencies and dipole extended calibrations (See Appendix E).

9. SAR Test Data Summary

See Measurement Result Data Pages

See Appendix B for SAR Test Data Plots.
See Appendix C for SAR Test Setup Photos.

Procedures Used To Establish Test Signal

The device was either placed into simulated transmit mode using the manufacturer's test codes or the actual transmission is activated through a base station simulator or similar equipment. See data pages for actual procedure used in measurement.

Device Test Condition

In order to verify that the device was tested at full power, conducted output power measurements were performed before and after each SAR measurement to confirm the output power unless otherwise noted. If a conducted power deviation of more than 5% occurred, the test was repeated. The power drift of each test is measured at the start of the test and again at the end of the test. The drift percentage is calculated by the formula $((\text{end}/\text{start})-1)*100$ and rounded to three decimal places. The drift percentage is calculated into the resultant SAR value on the data sheet for each test.

The USB Modem was installed on a high quality 12 inch USB extension cable. A Toshiba Portege A600 laptop computer was used to power the EUT. An Agilent 8960 was used to continuously transmit at a maximum output power on the channel specified in the test data for CDMA signals and an Anritsu MT8820C was used for LTE. The main antenna is for transmit and receive. The diversity antenna is for receive only.

The PC was using the Qualcomm QXDM Version 03.12.914, Qualcomm QPST Version 2.7 Build 371 and the device driver was version 1.26.

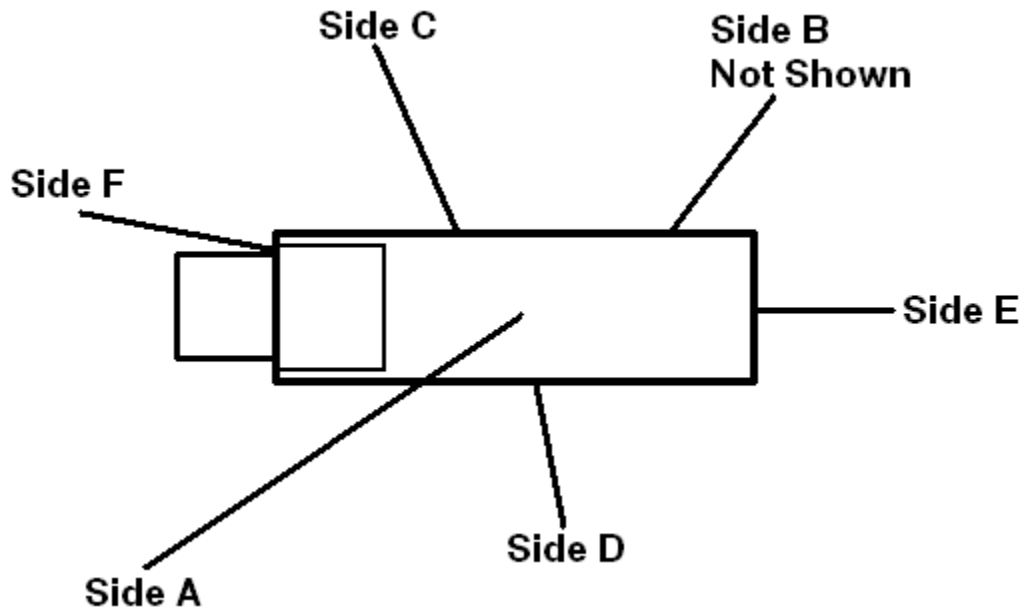
The modem was tested on all six sides of the device. During each test, the modem was on a minimum of 10 cm of Styrofoam during the test. The USB extension cable from the laptop to the modem was 300 mm in length. The laptop was set to be >10 cm from the modem during the test. The following is a pictorial drawing (Figure 9.1) of the locations.

The 1xRTT testing was conducted in RC3 with the device configured using TDSO/SO32 with FCH transmitting at full rate. The power control was set to "All Bits Up." 1xRTT did not require SAR testing due to the measured power being less than ¼ dB higher than the conducted power of Rev. 0.

The Rev. 0 testing was conducted with the Reverse Data Channel rate of 153.6 kbps. The Forward Traffic Channel data rate is set to the 2-slot version of 307.2 kbps with the ACK Channel transmitting in all slots. The power control was set to "All Bits Up."

The Rev. A Subtype 2 testing was conducted with the Reverse Data Channel payload size of 4096 bits and Termination Target of 16 slots. The Forward Traffic Channel data rate is set to the 2-slot version of 307.2 kbps with the ACK Channel transmitting in all slots. The power control was set to "All Bits Up." Rev. A did not require SAR testing due to the measured power being less than ¼ dB higher than the conducted power of Rev. 0.

Figure 9.1
SAR Location Diagram of Modem Testing



10. FCC 3G Measurement Procedures

Power measurements were performed using a base station simulator under average power.

10.1 Procedures Used to Establish RF Signal for SAR

The device was placed into a simulated call using a base station simulator in a screen room. Such test signals offer a consistent means for testing SAR and recommended for evaluating SAR. The SAR measurement software calculates a reference point at the start and end of the test to check for power drifts. If conducted power deviations of more than 5% occurred, the tests were repeated.

10.2 SAR Measurement Conditions for CDMA2000, 1xEV-DO

10.2.1 Output Power Verification 1xRTT

Use CDMA2000 Rev 6 protocol in the call box.

- 1) Test for RC 3 Reverse FCH, RC3 Reverse SCH0 and demodulation of RC 3, 4 and 5.
 - a. Set up a call using Supplemental Channel Test Mode 3 (RC 3, SO 32) with 9600 bps Fundamental Channel and 9600 bps SCH0 data rate.
 - b. As per C.S0011 or TIA/EIA-98-F Table 4.4.5.2-2, set the test parameters.
 - c. Send alternating '0' and '1' power control bit to the device
 - d. Determine the active channel configuration. If the desired channel configuration is not the active channel configuration, increase $\hat{\rho}$ by 1 dB and repeat the verification. Repeat this step until the desired channel configuration becomes active.
 - e. Measure the output power at the device antenna connector.
 - f. Decrease $\hat{\rho}$ by 0.5 dB.
 - g. Determine the active channel configuration. If the active channel configuration is the desired channel configuration, measure the output power at the device antenna connector.
 - h. Repeat step f and g until the output power no longer increases or the desired channel configuration is no longer active. Record the highest output power achieved with the desired channel configuration active.
 - i. Repeat step a through h ten times and average the result.

10.2.2 Output Power Verification 1xEvDo

- 1) Use 1xEV-DO Rel 0 protocol in the call box 8960.
 - a. FTAP
 - Select Test Application Protocol to FTAP
 - Set FTAP Rate to 307.2 kbps (2 Slot, QPSK)
 - Generator Info -> Termination Parameters -> Max Forward Packet Duration -> 16 Slots
 - Set $\hat{\rho}$ to -60 dBm/1.23 MHz
 - Send continuously '0' power control bits
 - Measure the power at device antenna connector
 - b. RTAP
 - Select Test Application Protocol to RTAP
 - Set RTAP Rate to 153.6 kbps

- Generator Info -> Termination Parameters -> Max Forward Packet Duration -> 16 Slots
 - Set \hat{I} or to -60 dBm/1.23 MHz
 - Send continuously '0' power control bits
 - Measure the power at device antenna connector
- 2) Use 1xEV-DO Rev A protocol in the call box 8960
- a. FETAP
 - Select Test Application Protocol to FETAP
 - Set FETAP Rate to 307.2 kbps (2 Slot, QPSK)
 - Generator Info -> Termination Parameters -> Max Forward Packet Duration -> 16 Slots
 - Set \hat{I} or to -60 dBm/1.23 MHz
 - Send continuously '0' power control bits
 - Measure the power at device antenna connector
 - b. RETAP
 - Select Test Application Protocol to RETAP
 - F-Traffic Format -> 4 (1024, 2, 128) Canonical (307.2k, QPSK) • Set R-Data Pkt Size to 128
 - Protocol Subtype Config -> Release A Physical Layer Subtype -> Subtype 2 -> PL Subtype 2 Access Channel MAC Subtype -> Default (Subtype 0)
 - Generator Info -> Termination Parameters -> Max Forward Packet Duration -> 16 Slots ->ACK R-Data After -> Subpacket 0 (All ACK)
 - Set \hat{I} or to -60 dBm/1.23 MHz
 - Send continuously '0' power control bits
 - Measure the power at device antenna connector

CDMA Power Measurements

Power Control was set in "All Bits Up" for all measurements.

		IS-2000	1Xev-Do Rev. 0		1Xev-Do Rev. A Subtype 0/1		1Xev-Do Rev. A Subtype 2	
	Channel	TDSO SO32 RC3	FTAP [dBm]	RTAP [dBm]	FTAP [dBm]	RTAP [dBm]	FETAP [dBm]	RETAP [dBm]
Cellular	1013	24.45	24.42	24.46	24.41	24.39	24.38	24.37
	384	24.40	24.48	24.45	24.49	24.42	24.46	24.45
	777	24.39	24.43	24.49	24.43	24.45	24.46	23.43
PCS	25	23.76	23.79	23.72	23.71	23.77	23.75	24.71
	600	23.95	23.97	23.91	23.89	23.82	23.89	23.84
	1175	23.81	23.95	23.87	23.81	23.85	23.87	23.88

10.3 SAR Measurement Conditions for LTE Band 13

10.3.1 LTE Functionality

This device supports 5 MHz and 10 MHz bandwidths. At the 5 MHz bandwidth operation, there are two channels of operation. At the 10 MHz bandwidth, there is one channel of operation.

10.3.2 Test Conditions

All SAR measurements for LTE were performed using the Anritsu MT8820C. A closed loop power control setting allowed the UE to transmit at the maximum output power during the SAR measurements. The 5 MHz bandwidth was not tested due to the maximum conducted measured output power was within ½ dB of the 10 MHz bandwidth maximum conducted output power measurement and the SAR was less than 1.45 W/kg per KDB 941225 D05.

MPR was enabled for this device. A-MPR was disabled for all SAR test measurements.

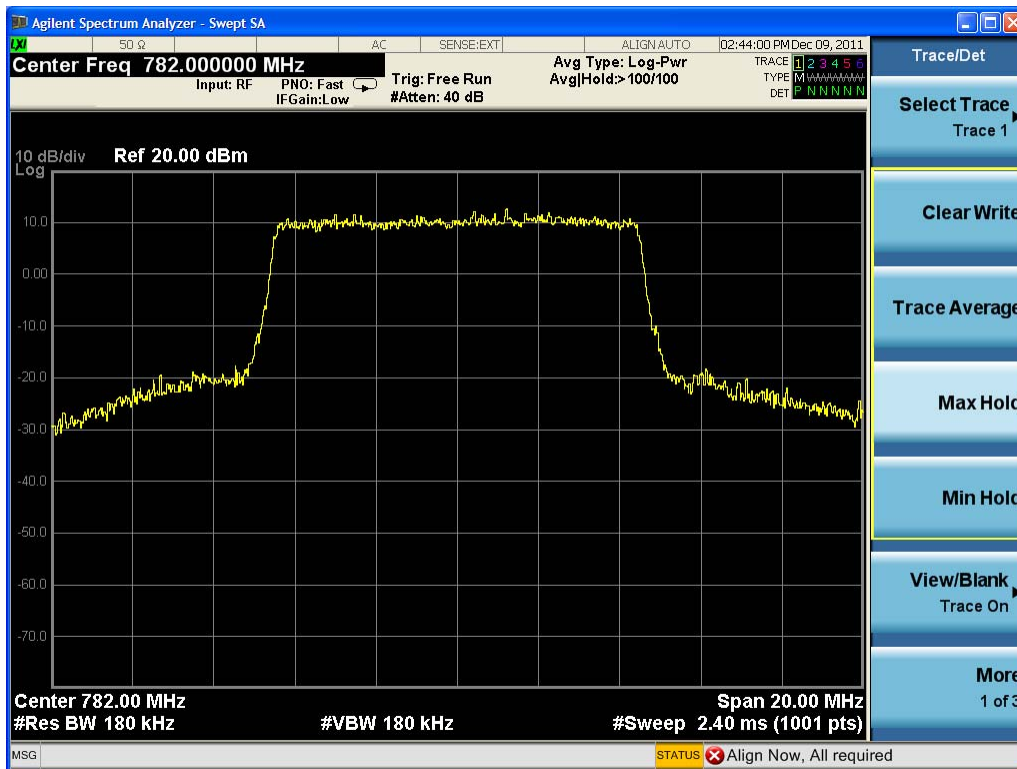
Band 13 LTE Power Measurements

Freq. (MHz)	Modulation	Channel Bandwidth (MHz)	RB Size	RB Offset	MPR Disabled Max. Avg. Power (dBm)	MPR Enabled Max. Avg. Power (dBm)	MPR Target Backoff (dB)	Measured Reduction (dB)
779.5	QPSK	5	1	0	24.0	23.9	0	-----
	16QAM	5	1	0	24.0	23.0	1	1.0
	QPSK	5	1	24	23.9	23.9	0	-----
	16QAM	5	1	24	24.2	23.1	1	1.1
	QPSK	5	12	6	24.1	23.1	1	1.0
	16QAM	5	12	6	24.3	22.2	2	2.1
	QPSK	5	25	0	24.2	23.1	1	1.1
	16QAM	5	25	0	24.1	22.2	2	1.9
784.5	QPSK	5	1	0	24.1	24.0	0	-----
	16QAM	5	1	0	24.1	23.1	1	1.0
	QPSK	5	1	24	23.8	23.8	0	-----
	16QAM	5	1	24	24.0	23.0	1	1.0
	QPSK	5	12	6	24.1	23.1	1	1.0
	16QAM	5	12	6	24.1	22.0	2	2.1
	QPSK	5	25	0	24.2	23.1	1	1.1
	16QAM	5	25	0	23.9	22.0	2	1.9
782	QPSK	10	1	0	23.9	23.9	0	-----
	16QAM	10	1	0	24.3	23.2	1	1.1
	QPSK	10	1	49	23.9	23.9	0	-----
	16QAM	10	1	49	24.0	22.9	1	1.1
	QPSK	10	25	13	24.1	23.1	1	1.0
	16QAM	10	25	13	24.3	22.1	2	2.2
	QPSK	10	50	0	24.2	23.2	1	1.0
	16QAM	10	50	0	24.3	22.2	2	2.1

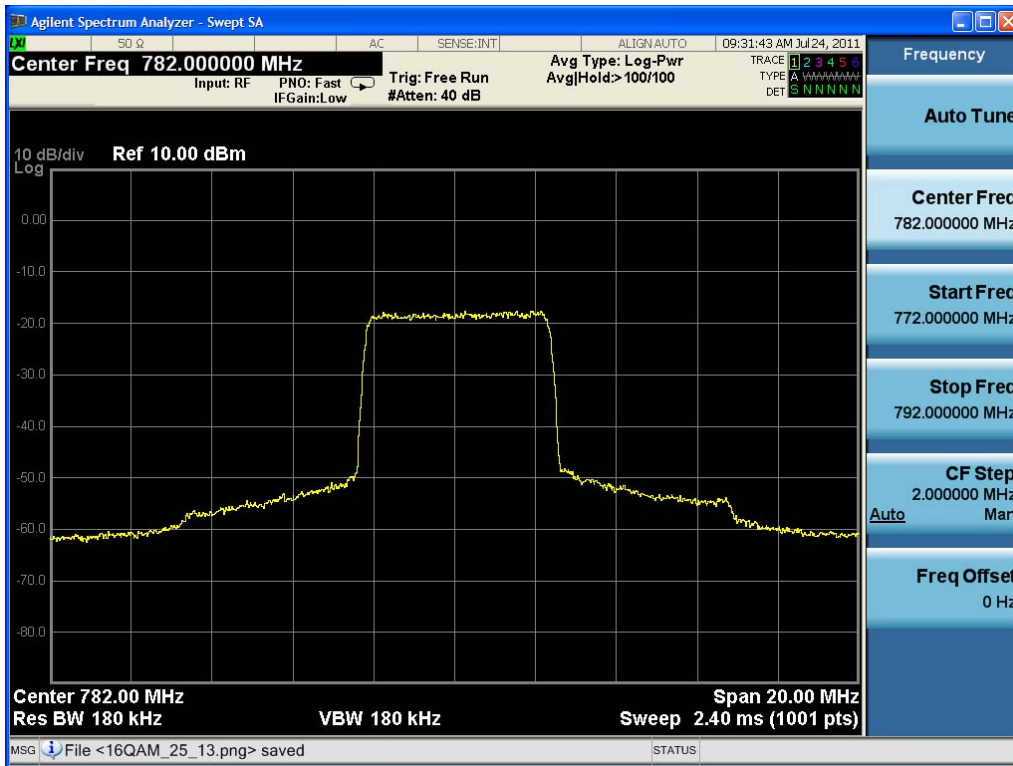
10.3.2 Plots



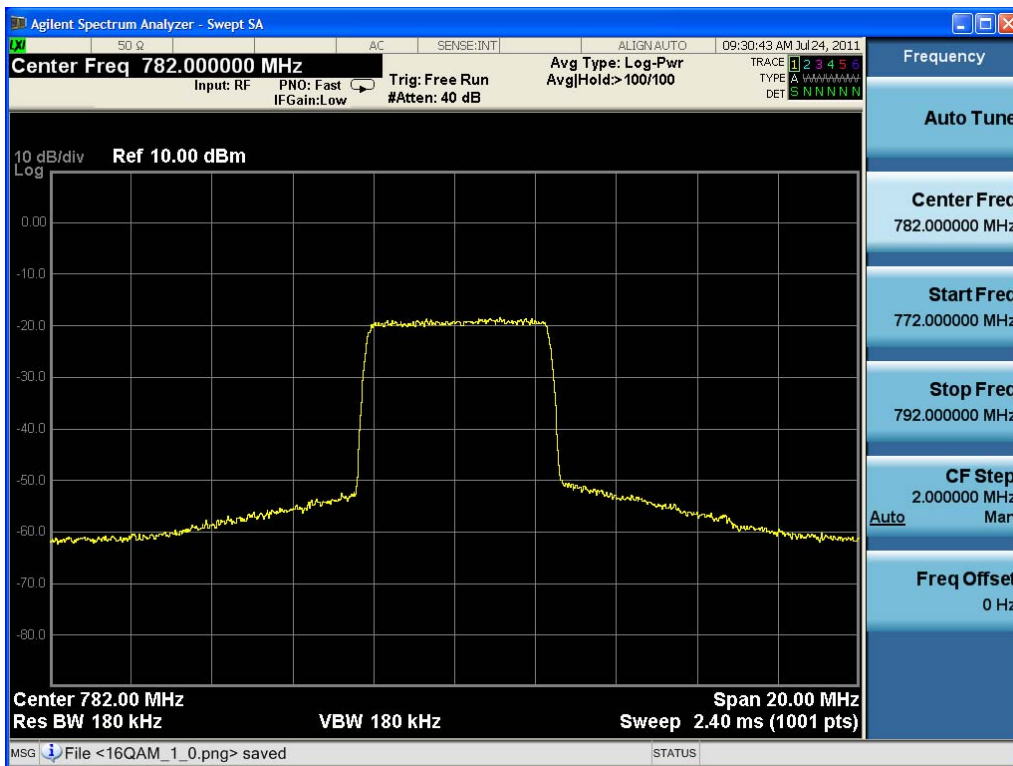
10 MHz RB 50 Offset 0 QPSK



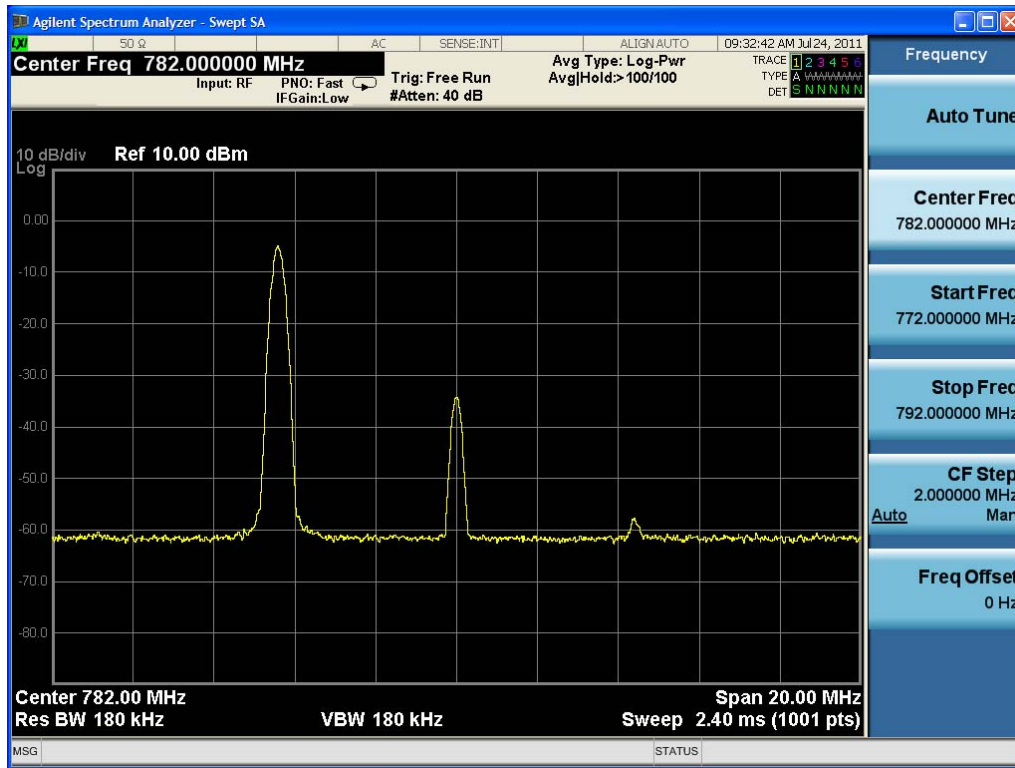
10 MHz RB 50 Offset 0 16QAM



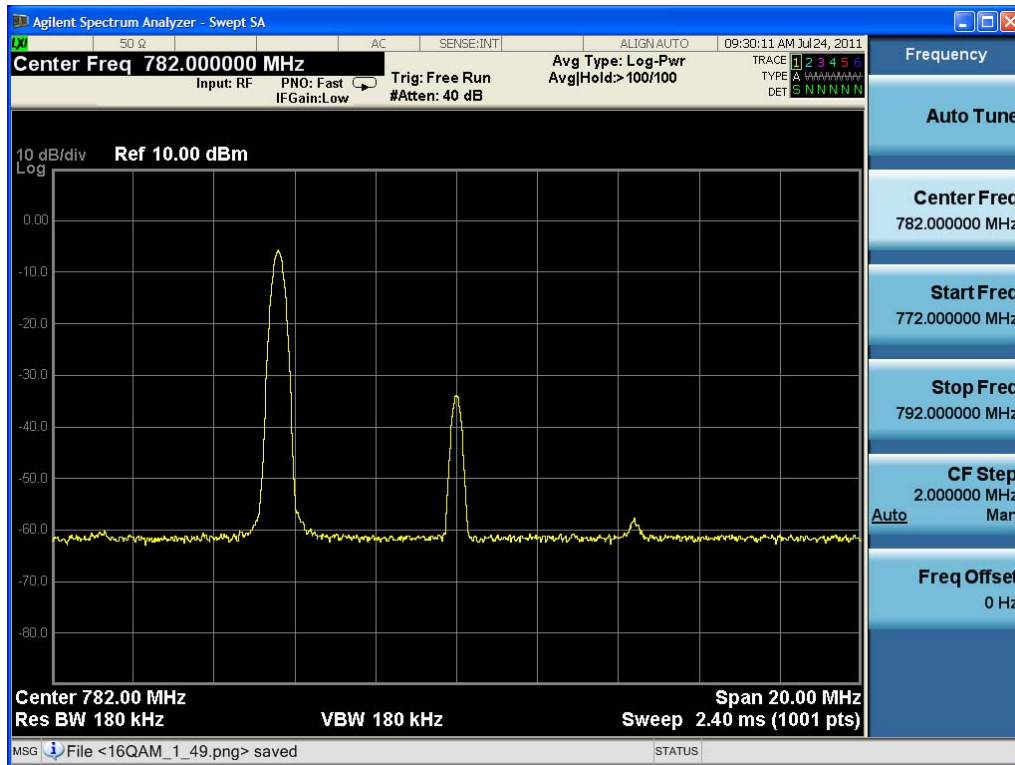
10 MHz RB 25 Offset 13 QPSK



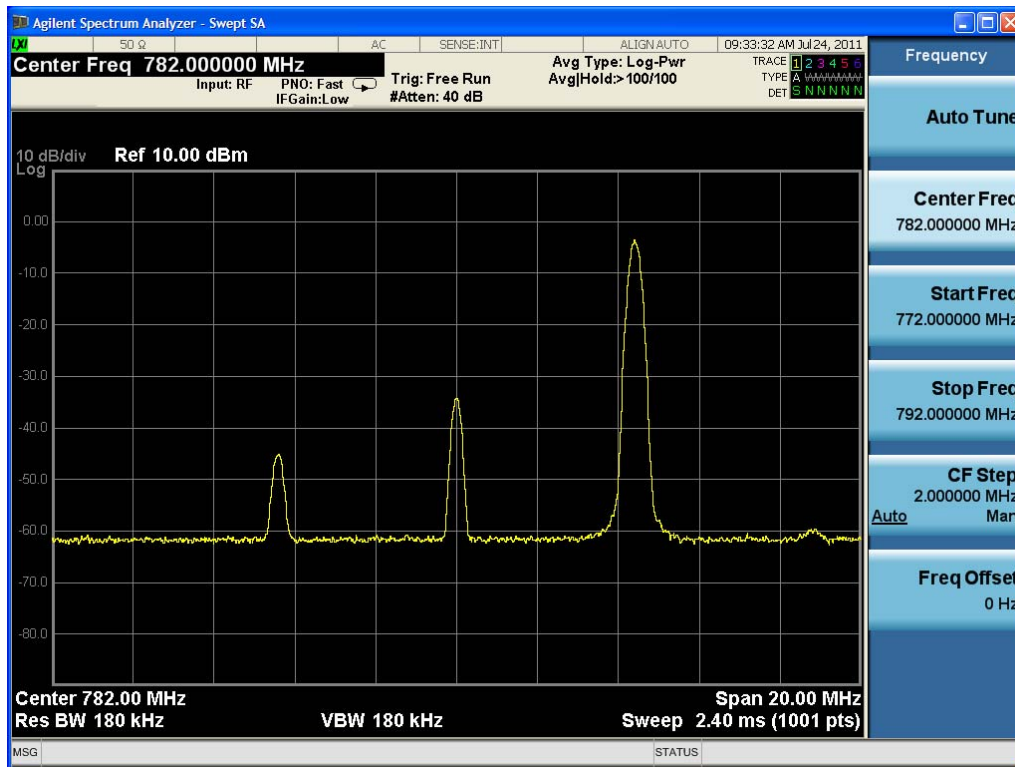
10 MHz RB 25 Offset 13 16QAM



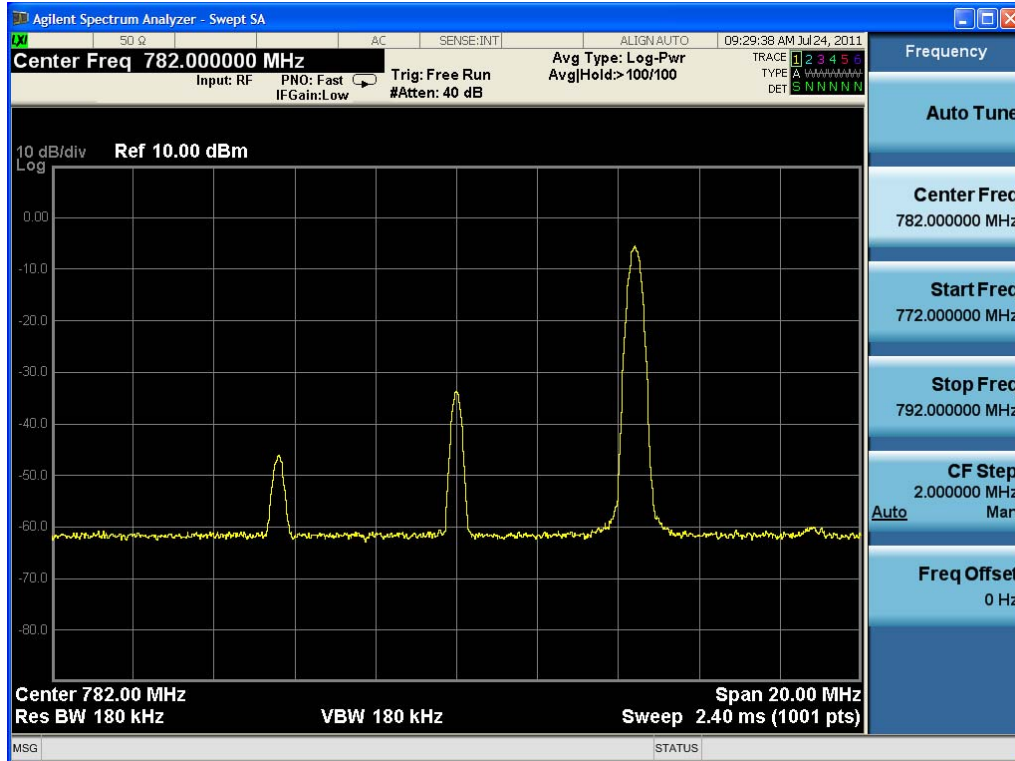
10 MHz RB 1 Offset 0 QPSK



10 MHz RB 1 Offset 0 16QAM



10 MHz RB 1 Offset 49 QPSK



10 MHz RB 1 Offset 49 16QAM

The 3 peaks in each of the 1 RB plots (Main RB, LO leakage, Image leakage) are all products of using Qualcomm RTR8600 chipset. Verizon has already defined specific limits regarding these peaks.

Verizon spec listed below:

1.LTE_3GPP_Band13_Supplementary_RF_Conformance_Ver 7.0

2.6.4 EXPECTED RESULT

For all tests, the LO Leakage and image leakage power shall meet the requirements in Table 2.6.4-1 below.

Table 2.6.4-1. Criteria for LO and image suppression.


UE Transmitter Output Power	Limit	
	LO	Image
Output power > 0 dBm	-27.2 dBc	-29.2 dB
-30 dBm <= Output power <= 0 dBm	-19.2 dBc	-24.2 dB
-40 dBm <= Output power < -30 dBm	-9.2 dBc	-24.2 dB

SAR Data Summary – 835 MHz Body

MEASUREMENT RESULTS								
Gap	Frequency		Rev Level/ Modulation	Position	Drift (%)	Reverse Channel/ RMC / TX Level	Forward Channel/ Test Set Up/ Multislot Configuration	SAR (W/kg)
	MHz	Ch.						
24 mm	836.6	384	Rev 0	Side A	+ 2.599	153.6 kbps	2 Slot 307.2 kbps	0.295
	836.6	384	Rev 0	Side B	- 0.790	153.6 kbps	2 Slot 307.2 kbps	0.396
	836.6	384	Rev 0	Side C	+ 1.394	153.6 kbps	2 Slot 307.2 kbps	0.323
	836.6	384	Rev 0	Side D	+ 3.170	153.6 kbps	2 Slot 307.2 kbps	0.353
	836.6	384	Rev 0	Side E	+ 4.023	153.6 kbps	2 Slot 307.2 kbps	0.204
	836.6	384	Rev 0	Side F	+ 4.413	153.6 kbps	2 Slot 307.2 kbps	0.233

Body
1.6 W/kg (mW/g)
averaged over 1 gram

1. Battery is fully charged for all tests.
 Power Measured Conducted ERP EIRP
2. SAR Measurement
 Phantom Configuration Left Head Uniphantom Right Head
 SAR Configuration Head Body
3. Test Signal Call Mode Test Code Base Station Simulator
4. Test Configuration With Belt Clip Without Belt Clip N/A
5. Tissue Depth is at least 15.0 cm




 Jay M. Moulton
 Vice President

Note: SAR Tested on the Highest output power channel. When the measured channel is 3 dB or more below the limit the remaining channels are not required to be tested per KDB 447498 section 1) e). The testing was conducted on all sides of the modem. All testing was conducted per KDB 447498, 941225 D01 and OET Bulletin 65. See the photo in Appendix C and diagram on page 14 for a pictorial of the setup and labeling of the test locations and distances.

SAR Data Summary – 1900 MHz Body

MEASUREMENT RESULTS								
Gap	Frequency		Rev Level/ Modulation	Position	Drift (%)	Reverse Channel/ RMC / TX Level	Forward Channel/ Test Set Up/ Multislot Configuration	SAR (W/kg)
	MHz	Ch.						
24 mm	1880	600	Rev 0	Side A	+ 0.707	153.6 kbps	2 Slot 307.2 kbps	0.391
	1880	600	Rev 0	Side B	+ 2.245	153.6 kbps	2 Slot 307.2 kbps	0.387
	1880	600	Rev 0	Side C	- 2.121	153.6 kbps	2 Slot 307.2 kbps	0.358
	1880	600	Rev 0	Side D	- 3.468	153.6 kbps	2 Slot 307.2 kbps	0.255
	1880	600	Rev 0	Side E	+ 0.047	153.6 kbps	2 Slot 307.2 kbps	0.374
	1880	600	Rev 0	Side F	+ 3.788	153.6 kbps	2 Slot 307.2 kbps	0.331
Body 1.6 W/kg (mW/g) averaged over 1 gram								

- Battery is fully charged for all tests.
 Power Measured Conducted ERP EIRP
- SAR Measurement
 Phantom Configuration Left Head Uniphantom Right Head
 SAR Configuration Head Body
- Test Signal Call Mode Test Code Base Station Simulator
- Test Configuration With Belt Clip Without Belt Clip N/A
- Tissue Depth is at least 15.0 cm



 Jay M. Moulton
 Vice President

Note: SAR Tested on the Highest output power channel. When the measured channel is 3 dB or more below the limit the remaining channels are not required to be tested per KDB 447498 section 1) e). The testing was conducted on all sides of the modem. All testing was conducted per KDB 447498, 941225 D01 and OET Bulletin 65. See the photo in Appendix C and diagram on page 14 for a pictorial of the setup and labeling of the test locations and distances.

SAR Data Summary – 750 MHz Body – LTE Band 13 10 MHz QPSK

MEASUREMENT RESULTS								
Gap	Position	Frequency		Modulation	RB Size	RB Offset	Drift (%)	SAR (W/kg) Measured
		MHz	Ch.					
24 mm	Side A	782.0	23230	QPSK	25	13	+4.297	0.245
	Side B	782.0	23230	QPSK	25	13	+0.302	0.305
	Side C	782.0	23230	QPSK	25	13	+3.945	0.143
	Side D	782.0	23230	QPSK	25	13	-1.790	0.161
	Side E	782.0	23230	QPSK	25	13	-1.206	0.104
	Side F	782.0	23230	QPSK	25	13	-3.509	0.116
	Side A	782.0	23230	QPSK	1	49	-0.132	0.273
	Side B	782.0	23230	QPSK	1	49	-0.022	0.389
	Side C	782.0	23230	QPSK	1	49	-1.342	0.183
	Side D	782.0	23230	QPSK	1	49	+2.158	0.197
	Side E	782.0	23230	QPSK	1	49	-4.549	0.107
	Side F	782.0	23230	QPSK	1	49	-2.636	0.122
	Side A	782.0	23230	QPSK	1	0	+3.634	0.273
	Side B	782.0	23230	QPSK	1	0	+0.129	0.394
	Side C	782.0	23230	QPSK	1	0	+2.382	0.165
	Side D	782.0	23230	QPSK	1	0	-0.709	0.207
	Side E	782.0	23230	QPSK	1	0	+2.231	0.109
	Side F	782.0	23230	QPSK	1	0	-0.036	0.150

Body
1.6 W/kg (mW/g)
 averaged over 1 gram

- Battery is fully charged for all tests.
 Power Measured Conducted ERP EIRP
- SAR Measurement
 Phantom Configuration Left Head Uniphantom Right Head
 SAR Configuration Head Body
- Test Signal Call Mode Test Code Base Station Simulator
- Test Configuration With Belt Clip Without Belt Clip N/A
- Tissue Depth is at least 15.0 cm



Jay M. Moulton
 Vice President

Note: Test reduction was based on KDB 941225 D05. The testing was conducted on all sides of the modem. The 5 MHz bandwidth was not tested due to the maximum conducted measured output power was within 1/2 dB of the 10 MHz bandwidth maximum conducted output power measurement and the SAR was less than 1.45 W/kg per KDB 941225 D05. MPR was enabled for this device. A-MPR was disabled for all SAR test measurements. All testing was conducted per KDB 941225 D05, KDB 447498 and OET Bulletin 65. See the photo in Appendix C and diagram on page 14 for a pictorial of the setup and labeling of the test locations and distances.

SAR Data Summary – 750 MHz Body – LTE Band 13 10 MHz 16QAM

MEASUREMENT RESULTS								
Gap	Position	Frequency		Modulation	RB Size	RB Offset	Drift (%)	SAR (W/kg) Measured
		MHz	Ch.					
24 mm	Side A	782.0	23230	16QAM	25	13	+0.962	0.194
	Side B	782.0	23230	16QAM	25	13	+1.808	0.272
	Side C	782.0	23230	16QAM	25	13	+2.043	0.147
	Side D	782.0	23230	16QAM	25	13	+2.466	0.110
	Side E	782.0	23230	16QAM	25	13	+0.523	0.090
	Side F	782.0	23230	16QAM	25	13	+3.479	0.112
	Side A	782.0	23230	16QAM	1	49	-3.479	0.240
	Side B	782.0	23230	16QAM	1	49	-0.323	0.307
	Side C	782.0	23230	16QAM	1	49	-1.955	0.154
	Side D	782.0	23230	16QAM	1	49	-1.911	0.167
	Side E	782.0	23230	16QAM	1	49	-0.830	0.101
	Side F	782.0	23230	16QAM	1	49	+1.091	0.117
	Side A	782.0	23230	16QAM	1	0	+0.101	0.225
	Side B	782.0	23230	16QAM	1	0	+2.239	0.312
	Side C	782.0	23230	16QAM	1	0	+1.332	0.139
	Side D	782.0	23230	16QAM	1	0	-0.686	0.170
	Side E	782.0	23230	16QAM	1	0	+0.636	0.095
	Side F	782.0	23230	16QAM	1	0	+2.525	0.140

Body
1.6 W/kg (mW/g)
 averaged over 1 gram

- Battery is fully charged for all tests.
 Power Measured Conducted ERP EIRP
- SAR Measurement
 Phantom Configuration Left Head Uniphantom Right Head
 SAR Configuration Head Body
- Test Signal Call Mode Test Code Base Station Simulator
- Test Configuration With Belt Clip Without Belt Clip N/A
- Tissue Depth is at least 15.0 cm



Jay M. Moulton
 Vice President

Note: Test reduction was based on KDB941225 D05. The testing was conducted on all sides of the antenna and four (4) sides of the laptop. The 5 MHz bandwidth was not tested due to the maximum conducted measured output power was within 1/2 dB of the 10 MHz bandwidth maximum conducted output power measurement and the SAR was less than 1.45 W/kg per KDB 941225 D05. MPR was enabled for this device. A-MPR was disabled for all SAR test measurements. All testing was conducted per KDB 941225 D05, KDB 447498 and OET Bulletin 65. See the photo in Appendix C and diagram on page 15 for a pictorial of the setup and labeling of the test locations and distances.

11. Test Equipment List

Table 11.1 Equipment Specifications

Type	Calibration Due Date	Calibration Done Date	Serial Number
ThermoCRS Robot	N/A	N/A	RAF0338198
ThermoCRS Controller	N/A	N/A	RCF0338224
ThermoCRS Teach Pendant (Joystick)	N/A	N/A	STP0334405
IBM Computer, 2.66 MHz P4	N/A	N/A	8189D8U KCPR08N
Aprel E-Field Probe ALS-E020	09/22/2011	09/22/2010	RFE-215
Aprel E-Field Probe ALS-E020	06/17/2012	06/17/2011	RFE-217
Aprel E-Field Probe ALS-E030	07/15/2012	07/15/2011	E030-001
Aprel Dummy Probe	N/A	N/A	023
Aprel Left Phantom	N/A	N/A	RFE-267
Aprel Right Phantom	N/A	N/A	RFE-268
Aprel UniPhantom	N/A	N/A	RFE-273
Aprel Validation Dipole ALS-D-450-S-2 Head	01/12/2012	01/12/2010	RFE-362
Aprel Validation Dipole ALS-D-450-S-2 Body	01/19/2012	01/19/2011	RFE-362
Aprel Validation Dipole ALS-D-750-S-2 Head	01/14/2012	01/14/2010	177-00501
Aprel Validation Dipole ALS-D-750-S-2 Body	11/15/2011	11/15/2010	177-00501
Aprel Validation Dipole ALS-D-835-S-2 Head	01/14/2012	01/14/2010	180-00561
Aprel Validation Dipole ALS-D-835-S-2 Body	11/16/2011	11/16/2010	180-00561
Aprel Validation Dipole ALS-D-900-S-2 Head	01/12/2012	01/12/2010	RFE-275
Aprel Validation Dipole ALS-D-900-S-2 Body	11/19/2011	11/19/2010	RFE-275
Aprel Validation Dipole ALS-D-1900-S-2 Head	01/15/2012	01/15/2010	210-00713
Aprel Validation Dipole ALS-D-1900-S-2 Body	11/16/2011	11/16/2010	210-00713
Aprel Validation Dipole ALS-D-2450-S-2 Head	01/12/2012	01/12/2010	RFE-278
Aprel Validation Dipole ALS-D-2450-S-2 Body	11/18/2011	11/18/2010	RFE-278
Aprel Validation Dipole RFE-D-2600-S-2 Body	01/18/2012	01/18/2010	RFE-121
Aprel Validation Dipole RFE-D-BB-S-2 Head	01/12/2012	01/12/2010	235-00801
Aprel Validation Dipole RFE-D-BB-S-2 Body	02/09/2012	02/09/2011	235-00801
Agilent (HP) 437B Power Meter	03/30/2012	03/30/2011	3125U08837
Agilent (HP) 8481B Power Sensor	03/30/2012	03/30/2011	3318A05384
Agilent N1911A Power Meter	03/30/2012	03/30/2011	GB45100254
Agilent N1922A Power Sensor	03/30/2012	03/30/2011	MY45240464
Advantest R3261A Spectrum Analyzer	03/30/2012	03/30/2011	31720068
Agilent (HP) 8350B Signal Generator	03/31/2012	03/31/2011	2749A10226
Agilent (HP) 83525A RF Plug-In	03/31/2012	03/31/2011	2647A01172
Agilent (HP) 8753C Vector Network Analyzer	03/30/2012	03/30/2011	3135A01724
Agilent (HP) 85047A S-Parameter Test Set	03/31/2012	03/31/2011	2904A00595
Agilent (HP) 8960 Base Station Sim.	03/25/2012	03/25/2011	MY48360364
Anritsu MT8820C	03/23/2012	03/23/2011	6200837710
Aprel Dielectric Probe Assembly	N/A	N/A	0011
Head Equivalent Matter (450 MHz)	N/A	N/A	N/A
Head Equivalent Matter (835/900 MHz)	N/A	N/A	N/A
Head Equivalent Matter (1900 MHz)	N/A	N/A	N/A
Head Equivalent Matter (2450 MHz)	N/A	N/A	N/A
Body Equivalent Matter (450 MHz)	N/A	N/A	N/A
Body Equivalent Matter (750 MHz)	N/A	N/A	N/A
Body Equivalent Matter (835/900 MHz)	N/A	N/A	N/A
Body Equivalent Matter (1900 MHz)	N/A	N/A	N/A
Body Equivalent Matter (2450 MHz)	N/A	N/A	N/A
Body Equivalent Matter (2600 MHz)	N/A	N/A	N/A
Body Equivalent Matter (5200 MHz)	N/A	N/A	N/A
Body Equivalent Matter (5800 MHz)	N/A	N/A	N/A

12. Conclusion

The SAR measurement indicates that the EUT complies with the RF radiation exposure limits of the FCC. These measurements are taken to simulate the RF effects exposure under worst-case conditions. Precise laboratory measures were taken to assure repeatability of the tests. The tested device complies with the requirements in respect to all parameters subject to the test. The test results and statements relate only to the item(s) tested.

Please note that the absorption and distribution of electromagnetic energy in the body is a very complex phenomena that depends on the mass, shape, and size of the body; the orientation of the body with respect to the field vectors; and, the electrical properties of both the body and the environment. Other variables that may play a substantial role in possible biological effects are those that characterize the environment (e.g. ambient temperature, air velocity, relative humidity, and body insulation) and those that characterize the individual (e.g. age, gender, activity level, debilitation, or disease). Because innumerable factors may interact to determine the specific biological outcome of an exposure to electromagnetic fields, any protection guide shall consider maximal amplification of biological effects as a result of field-body interactions, environmental conditions, and physiological variables.

13. References

- [1] Federal Communications Commission, ET Docket 93-62, Guidelines for Evaluating the Environmental Effects of Radio Frequency Radiation, August 1996
- [2] ANSI/IEEE C95.1 – 1992, American National Standard Safety Levels with respect to Human Exposure to Radio Frequency Electromagnetic Fields, 300kHz to 100GHz, New York: IEEE, 1992.
- [3] ANSI/IEEE C95.3 – 1992, IEEE Recommended Practice for the Measurement of Potentially Hazardous Electromagnetic Fields – RF and Microwave, New York: IEEE, 1992.
- [4] Federal Communications Commission, OET Bulletin 65 (Edition 97-01), Supplement C (Edition 01-01), Evaluating Compliance with FCC Guidelines for Human Exposure to Radio Frequency Electromagnetic Fields, June 2001.
- [5] IEEE Standard 1528 – 2003, IEEE Recommended Practice for Determining the Peak-Spatial Average Specific Absorption Rate (SAR) in the Human Head from Wireless Communication Devices: Measurement Techniques, October 2003.
- [6] Industry Canada, RSS – 102e, Radio Frequency Exposure Compliance of Radiocommunication Apparatus (All Frequency Bands), March 2010.
- [7] Health Canada, Safety Code 6, Limits of Human Exposure to Radiofrequency Electromagnetic Fields in the Frequency Range from 3kHz to 300 GHz, 2009.

Appendix A – System Validation Plots and Data

Test Result for UIM Dielectric Parameter

Tue 19/Jul/2011 01:52:51

Freq Frequency(GHz)

FCC_eH FCC Bulletin 65 Supplement C (June 2001) Limits for Head Epsilon

FCC_sH FCC Bulletin 65 Supplement C (June 2001) Limits for Head Sigma

FCC_eB FCC Limits for Body Epsilon

FCC_sB FCC Limits for Body Sigma

Test_e Epsilon of UIM

Test_s Sigma of UIM

Freq	FCC_eB	FCC_sB	Test_e	Test_s
0.8050	55.32	0.97	55.16	0.93
0.8150	55.28	0.97	55.12	0.95
0.8250	55.24	0.97	55.07	0.96
0.8350	55.20	0.97	55.02	0.98
0.8450	55.17	0.98	54.99	1.00
0.8550	55.14	0.99	54.95	1.02
0.8650	55.11	1.01	54.91	1.03

Test Result for UIM Dielectric Parameter

Tue 19/Jul/2011 07:36:11

Freq Frequency(GHz)

FCC_eH FCC Bulletin 65 Supplement C (June 2001) Limits for Head Epsilon

FCC_sH FCC Bulletin 65 Supplement C (June 2001) Limits for Head Sigma

FCC_eB FCC Limits for Body Epsilon

FCC_sB FCC Limits for Body Sigma

Test_e Epsilon of UIM

Test_s Sigma of UIM

Freq	FCC_eB	FCC_sB	Test_e	Test_s
1.8700	53.30	1.52	53.19	1.50
1.8800	53.30	1.52	53.16	1.52
1.8900	53.30	1.52	53.14	1.53
1.9000	53.30	1.52	53.11	1.55
1.9100	53.30	1.52	53.09	1.56
1.9200	53.30	1.52	53.06	1.58
1.9300	53.30	1.52	53.03	1.59

Test Result for UIM Dielectric Parameter

Fri 22/Jul/2011 04:07:32

Freq Frequency(GHz)

FCC_eH FCC Bulletin 65 Supplement C (June 2001) Limits for Head Epsilon

FCC_sH FCC Bulletin 65 Supplement C (June 2001) Limits for Head Sigma

FCC_eB FCC Limits for Body Epsilon

FCC_sB FCC Limits for Body Sigma

Test_e Epsilon of UIM

Test_s Sigma of UIM

Freq	FCC_eB	FCC_sB	Test_e	Test_s
0.7520	55.52	0.96	55.11	0.95
0.7620	55.48	0.96	55.06	0.96
0.7720	55.45	0.97	55.03	0.98
0.7820	55.41	0.97	54.98	0.99
0.7920	55.37	0.97	54.94	1.00
0.8020	55.33	0.97	54.89	1.02
0.8120	55.29	0.97	54.84	1.04

Test Result for UIM Dielectric Parameter

Sat 23/Jul/2011 06:21:18

Freq Frequency(GHz)

FCC_eH FCC Bulletin 65 Supplement C (June 2001) Limits for Head Epsilon

FCC_sH FCC Bulletin 65 Supplement C (June 2001) Limits for Head Sigma

FCC_eB FCC Limits for Body Epsilon

FCC_sB FCC Limits for Body Sigma

Test_e Epsilon of UIM

Test_s Sigma of UIM

Freq	FCC_eB	FCC_sB	Test_e	Test_s
0.7520	55.52	0.96	55.00	0.94
0.7620	55.48	0.96	54.95	0.96
0.7720	55.45	0.97	54.91	0.97
0.7820	55.41	0.97	54.87	0.98
0.7920	55.37	0.97	54.82	0.99
0.8020	55.33	0.97	54.78	1.00
0.8120	55.29	0.97	54.73	1.02

SAR Test Report

By Operator : Jay
Measurement Date : 19-Jul-2011
Starting Time : 19-Jul-2011 01:55:41 PM
End Time : 19-Jul-2011 02:10:52 PM
Scanning Time : 911 secs

Product Data

Device Name : Validation
Serial No. : 835
Type : Dipole
Model : ALS-D-835-S-2
Frequency : 835.00 MHz
Max. Transmit Pwr : 0.1 W
Drift Time : 0 min(s)
Length : 161 mm
Width : 3.6 mm
Depth : 89.8 mm
Antenna Type : Internal
Orientation : Touch
Power Drift-Start : 1.326 W/kg
Power Drift-Finish: 1.287 W/kg
Power Drift (%) : -2.941

Phantom Data

Name : APREL-Uni
Type : Uni-Phantom
Size (mm) : 280 x 280 x 200
Serial No. : System Default
Location : Center
Description : Uni-Phantom

Tissue Data

Type : BODY
Serial No. : 835
Frequency : 835.00 MHz
Last Calib. Date : 19-Jul-2011
Temperature : 20.00 °C
Ambient Temp. : 23.00 °C
Humidity : 49.00 RH%
Epsilon : 55.02 F/m
Sigma : 0.98 S/m
Density : 1000.00 kg/cu. m

Probe Data

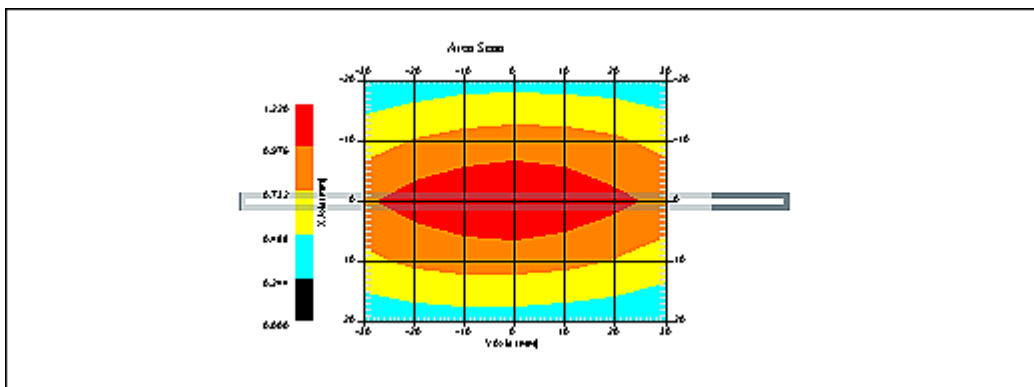
Name : Probe 215 - RFEL
Model : E020
Type : E-Field Triangle
Serial No. : 215
Last Calib. Date : 22-Sep-2010
Frequency : 835.00 MHz
Duty Cycle Factor: 1
Conversion Factor: 6.3
Probe Sensitivity: 1.20 1.20 1.20 $\mu\text{V}/(\text{V}/\text{m})^2$
Compression Point: 95.00 mV
Offset : 1.56 mm

Measurement Data

Crest Factor : 1
Scan Type : Complete
Tissue Temp. : 20.00 °C
Ambient Temp. : 25.00 °C
Set-up Date : 19-Jul-2011
Set-up Time : 9:21:48 AM
Area Scan : 5x7x1 : Measurement x=10mm, y=10mm, z=4mm
Zoom Scan : 5x5x8 : Measurement x=8mm, y=8mm, z=4mm

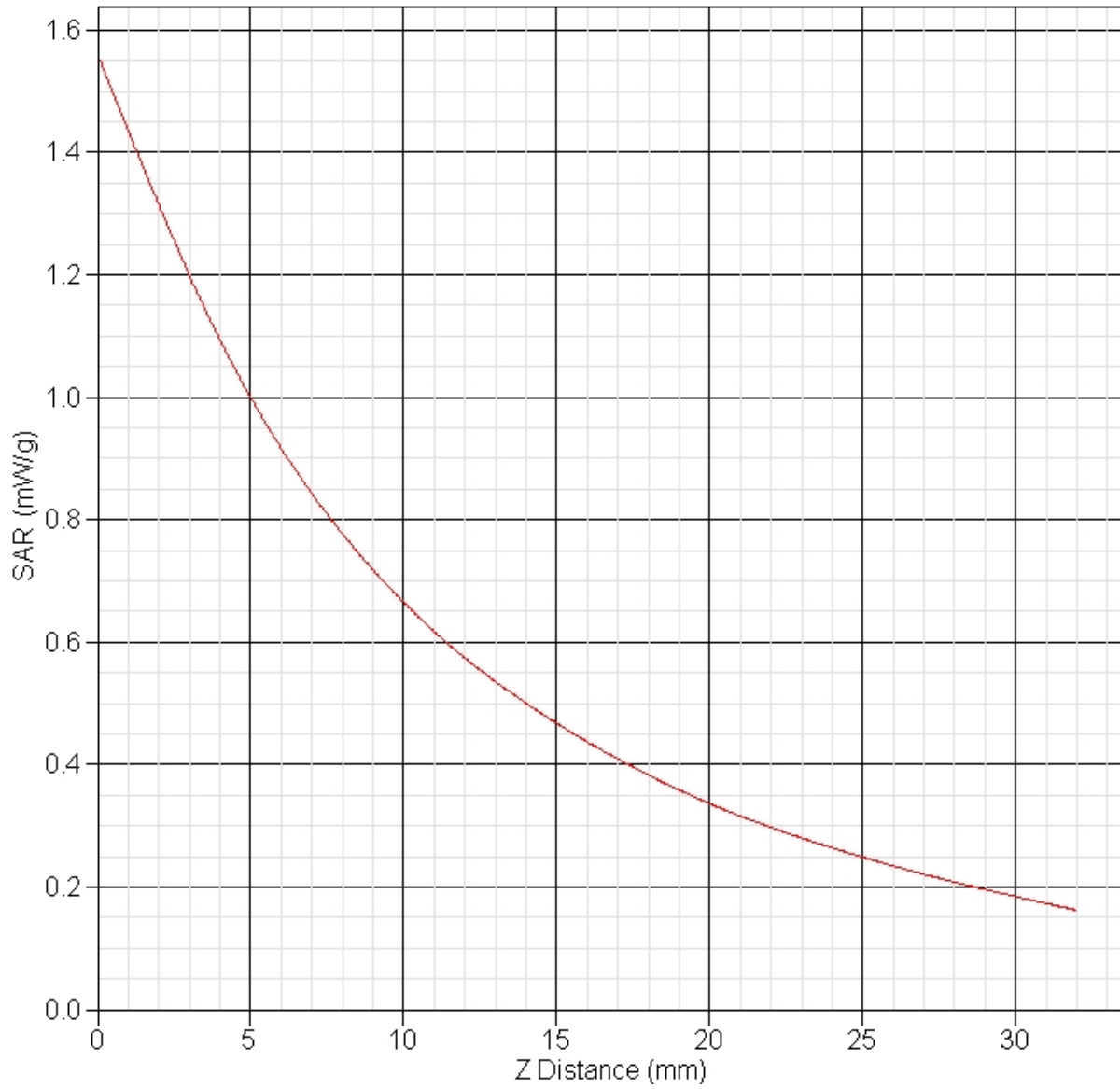
Other Data

DUT Position : Touch
Separation : 15 mm
Channel : Mid



1 gram SAR value : 0.992 W/kg
10 gram SAR value : 0.596 W/kg
Area Scan Peak SAR : 1.202 W/kg
Zoom Scan Peak SAR : 1.554 W/kg

SAR-Z Axis
at Hotspot x:0.25 y:-0.20



SAR Test Report

By Operator : Jay
Measurement Date : 19-Jul-2011
Starting Time : 19-Jul-2011 07:38:15 AM
End Time : 19-Jul-2011 07:51:18 AM
Scanning Time : 783 secs

Product Data

Device Name : Validation
Serial No. : 1900
Type : Dipole
Model : ALS-D-1900-S-2
Frequency : 1900.00 MHz
Max. Transmit Pwr : 0.1 W
Drift Time : 0 min(s)
Length : 68 mm
Width : 3.6 mm
Depth : 39.5 mm
Antenna Type : Internal
Orientation : Touch
Power Drift-Start : 4.658 W/kg
Power Drift-Finish: 4.657 W/kg
Power Drift (%) : -0.024

Phantom Data

Name : APREL-Uni
Type : Uni-Phantom
Size (mm) : 280 x 280 x 200
Serial No. : System Default
Location : Center
Description : Uni-Phantom

Tissue Data

Type : BODY
Serial No. : 1900
Frequency : 1900.00 MHz
Last Calib. Date : 19-Jul-2011
Temperature : 20.00 °C
Ambient Temp. : 23.00 °C
Humidity : 49.00 RH%
Epsilon : 53.11 F/m
Sigma : 1.55 S/m
Density : 1000.00 kg/cu. m

Probe Data

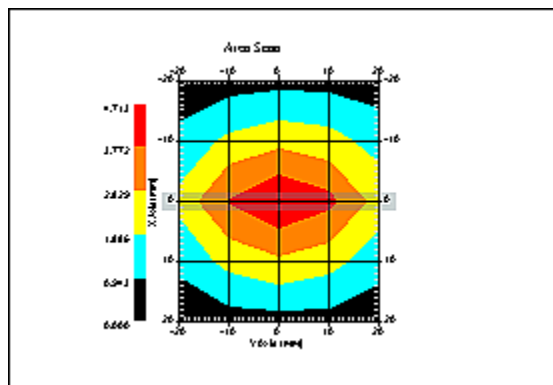
Name : RFEL 215
Model : E020
Type : E-Field Triangle
Serial No. : 215
Last Calib. Date : 22-Sep-2010
Frequency : 1900.00 MHz
Duty Cycle Factor: 1
Conversion Factor: 5
Probe Sensitivity: 1.20 1.20 1.20 $\mu\text{V}/(\text{V}/\text{m})^2$
Compression Point: 95.00 mV
Offset : 1.56 mm

Measurement Data

Crest Factor : 1
Scan Type : Complete
Tissue Temp. : 20.00 °C
Ambient Temp. : 23.00 °C
Set-up Date : 19-Jul-2011
Set-up Time : 8:39:41 AM
Area Scan : 5x5x1 : Measurement x=10mm, y=10mm, z=4mm
Zoom Scan : 5x5x8 : Measurement x=8mm, y=8mm, z=4mm

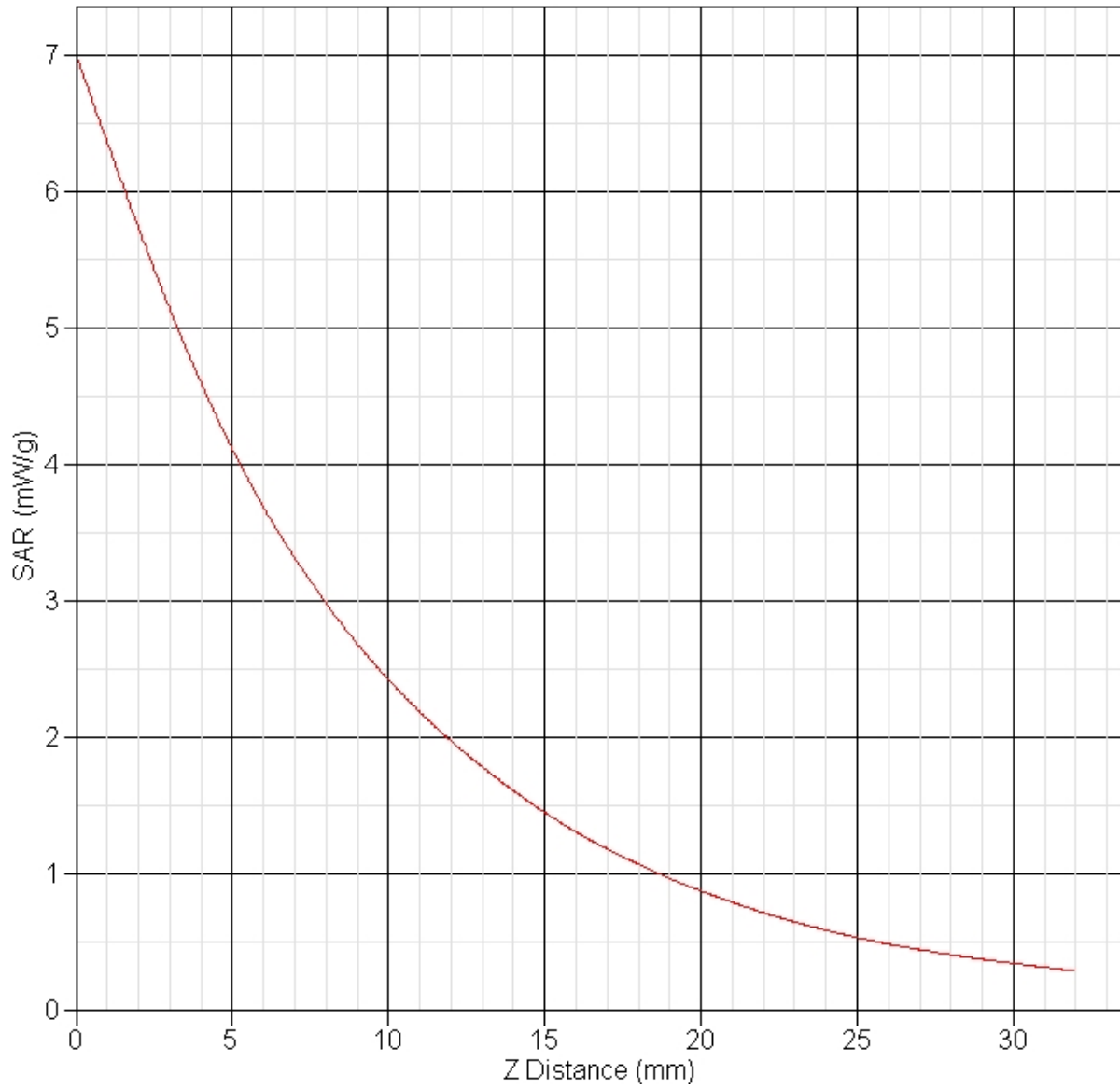
Other Data

DUT Position : Touch
Separation : 10 mm
Channel : Mid



1 gram SAR value : 4.012 W/kg
10 gram SAR value : 2.091 W/kg
Area Scan Peak SAR : 4.713 W/kg
Zoom Scan Peak SAR : 7.006 W/kg

SAR-Z Axis
at Hotspot x:0.22 y:-0.15



SAR Test Report

By Operator : Jay
Measurement Date : 22-Jul-2011
Starting Time : 22-Jul-2011 04:17:45 PM
End Time : 22-Jul-2011 04:32:55 PM
Scanning Time : 910 secs

Product Data

Device Name : Validation
Serial No. : 750
Type : Dipole
Model : ALS-D-750-S-2
Frequency : 750.00 MHz
Max. Transmit Pwr : 0.1 W
Drift Time : 0 min(s)
Length : 180.2 mm
Width : 3.6 mm
Depth : 97.0 mm
Antenna Type : Internal
Orientation : Touch
Power Drift-Start : 1.033 W/kg
Power Drift-Finish: 1.020 W/kg
Power Drift (%) : -1.199

Phantom Data

Name : APREL-Uni
Type : Uni-Phantom
Size (mm) : 280 x 280 x 200
Serial No. : System Default
Location : Center
Description : Uni-Phantom

Tissue Data

Type : BODY
Serial No. : 752
Frequency : 752.00 MHz
Last Calib. Date : 22-Jul-2011
Temperature : 20.00 °C
Ambient Temp. : 23.00 °C
Humidity : 49.00 RH%
Epsilon : 55.11 F/m
Sigma : 0.95 S/m
Density : 1000.00 kg/cu. m

Probe Data

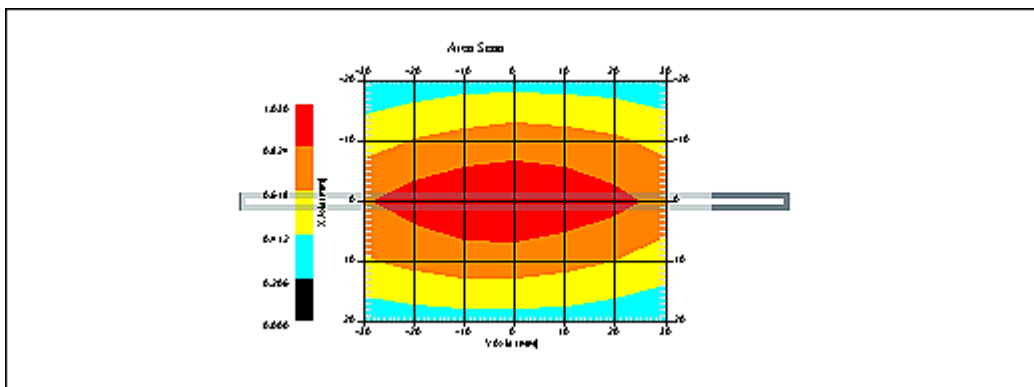
Name : Probe 217 - RFEL
Model : E020
Type : E-Field Triangle
Serial No. : 217
Last Calib. Date : 17-Jun-2011
Frequency : 750.00 MHz
Duty Cycle Factor: 1
Conversion Factor: 6.3
Probe Sensitivity: 1.20 1.20 1.20 $\mu\text{V}/(\text{V}/\text{m})^2$
Compression Point: 95.00 mV
Offset : 1.56 mm

Measurement Data

Crest Factor : 1
Scan Type : Complete
Tissue Temp. : 20.00 °C
Ambient Temp. : 25.00 °C
Set-up Date : 22-Jul-2011
Set-up Time : 9:21:48 AM
Area Scan : 5x7x1 : Measurement x=10mm, y=10mm, z=4mm
Zoom Scan : 5x5x8 : Measurement x=8mm, y=8mm, z=4mm

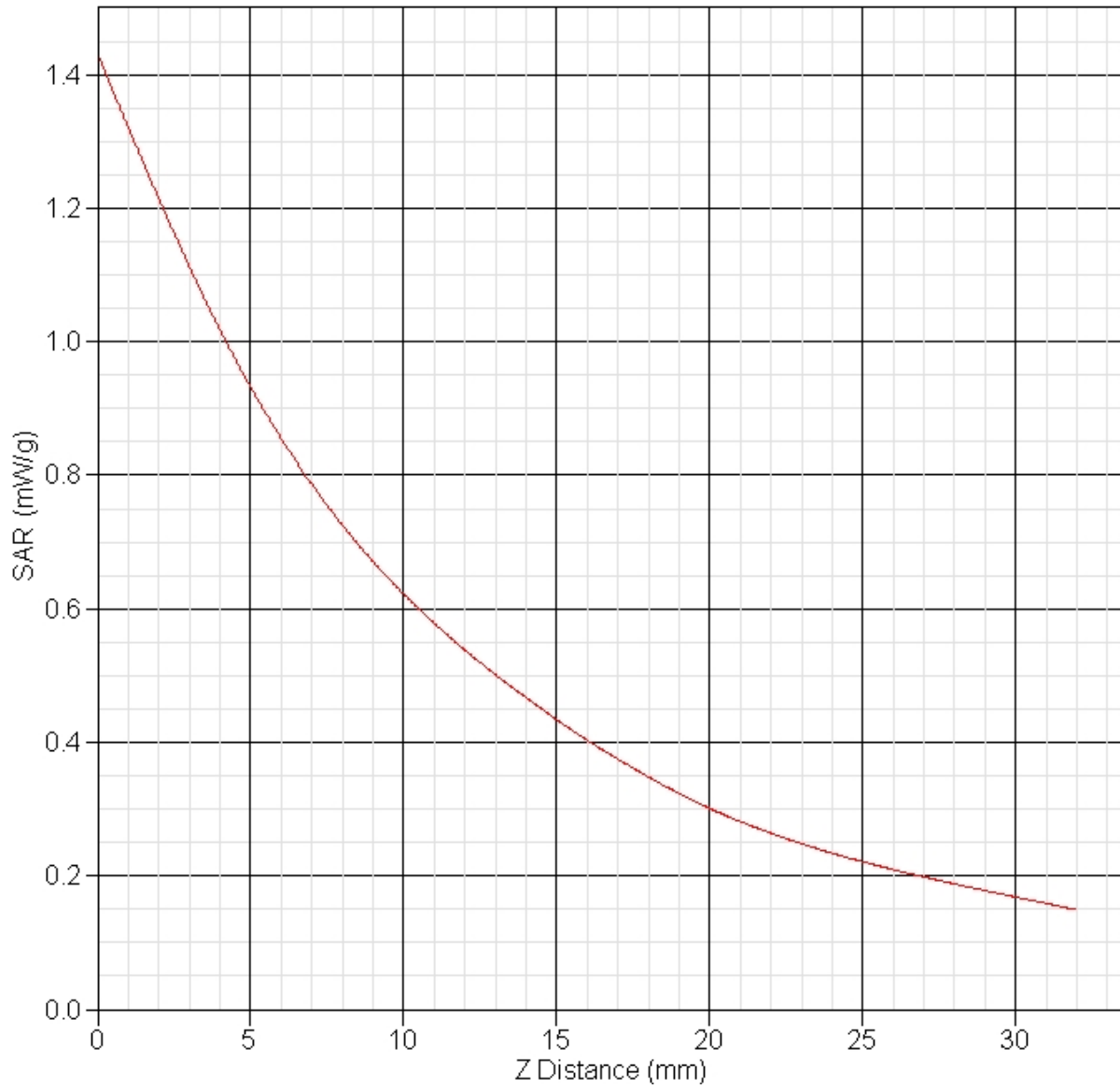
Other Data

DUT Position : Touch
Separation : 15 mm
Channel : Mid



1 gram SAR value : 0.896 W/kg
10 gram SAR value : 0.568 W/kg
Area Scan Peak SAR : 1.028 W/kg
Zoom Scan Peak SAR : 1.431 W/kg

SAR-Z Axis
at Hotspot x:0.26 y:-0.21



SAR Test Report

By Operator : Jay
Measurement Date : 23-Jul-2011
Starting Time : 23-Jul-2011 06:27:55 AM
End Time : 23-Jul-2011 06:42:56 AM
Scanning Time : 901 secs

Product Data

Device Name : Validation
Serial No. : 750
Type : Dipole
Model : ALS-D-750-S-2
Frequency : 750.00 MHz
Max. Transmit Pwr : 0.1 W
Drift Time : 0 min(s)
Length : 180.2 mm
Width : 3.6 mm
Depth : 97.0 mm
Antenna Type : Internal
Orientation : Touch
Power Drift-Start : 1.004 W/kg
Power Drift-Finish: 0.985 W/kg
Power Drift (%) : -1.907

Phantom Data

Name : APREL-Uni
Type : Uni-Phantom
Size (mm) : 280 x 280 x 200
Serial No. : System Default
Location : Center
Description : Uni-Phantom

Tissue Data

Type : BODY
Serial No. : 752
Frequency : 752.00 MHz
Last Calib. Date : 22-Jul-2011
Temperature : 20.00 °C
Ambient Temp. : 23.00 °C
Humidity : 49.00 RH%
Epsilon : 55.11 F/m
Sigma : 0.95 S/m
Density : 1000.00 kg/cu. m

Probe Data

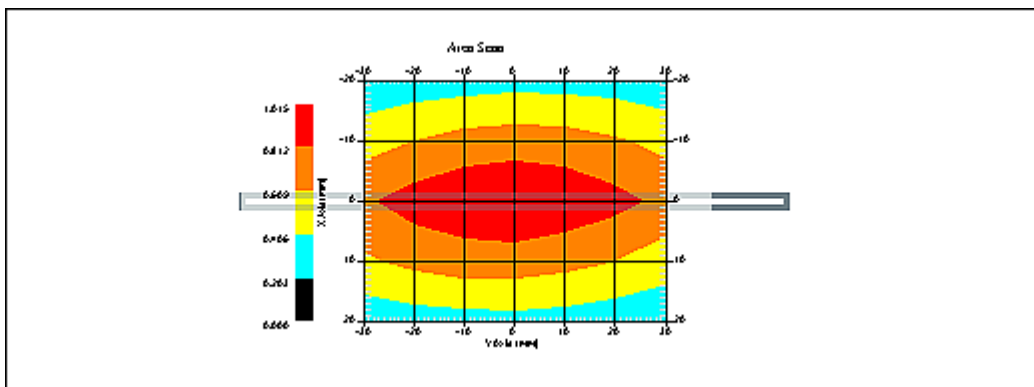
Name : Probe 217 - RFEL
Model : E020
Type : E-Field Triangle
Serial No. : 217
Last Calib. Date : 17-Jun-2011
Frequency : 750.00 MHz
Duty Cycle Factor: 1
Conversion Factor: 6.3
Probe Sensitivity: 1.20 1.20 1.20 $\mu\text{V}/(\text{V}/\text{m})^2$
Compression Point: 95.00 mV
Offset : 1.56 mm

Measurement Data

Crest Factor : 1
Scan Type : Complete
Tissue Temp. : 20.00 °C
Ambient Temp. : 25.00 °C
Set-up Date : 23-Jul-2011
Set-up Time : 9:21:48 AM
Area Scan : 5x7x1 : Measurement x=10mm, y=10mm, z=4mm
Zoom Scan : 5x5x8 : Measurement x=8mm, y=8mm, z=4mm

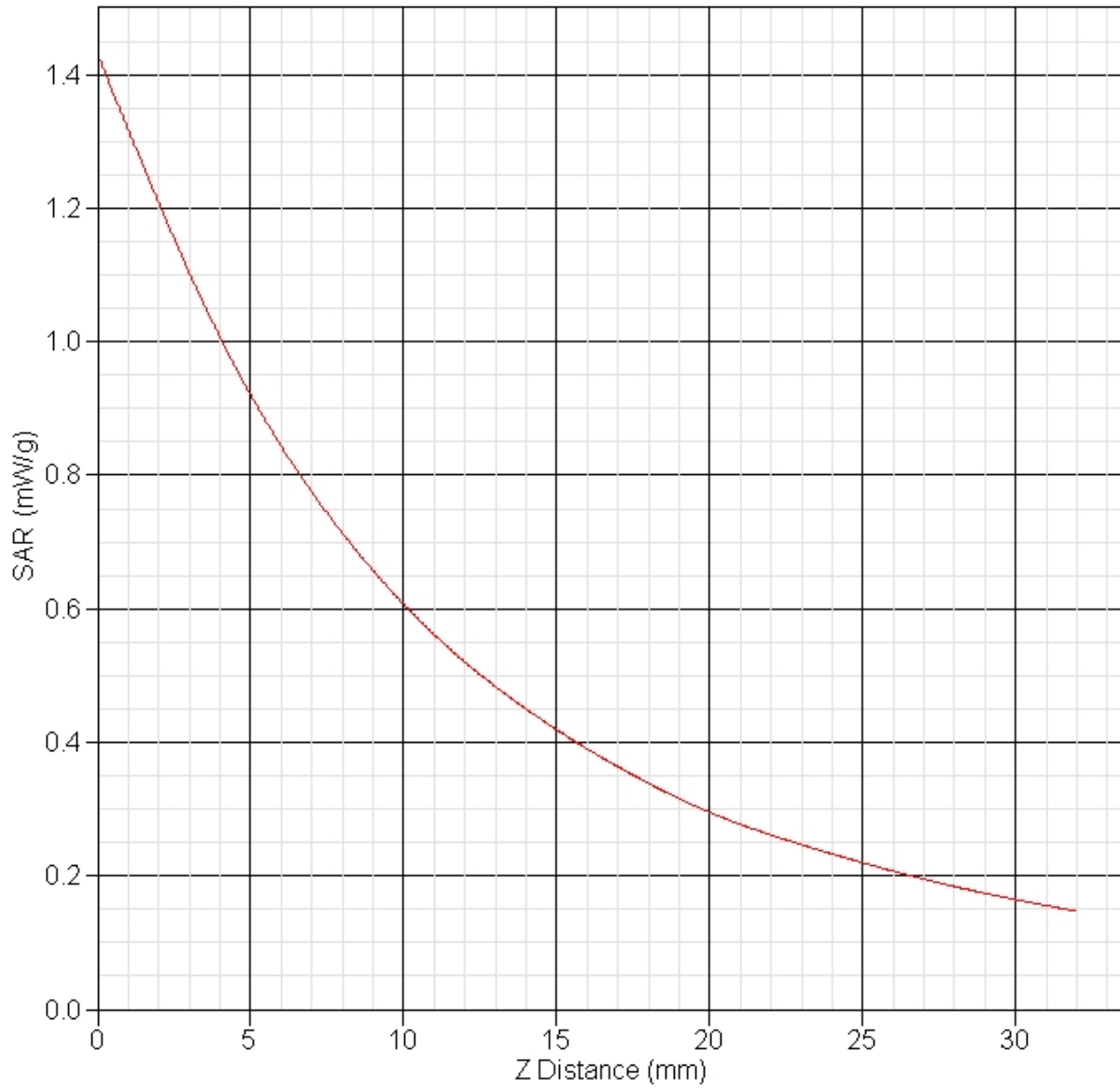
Other Data

DUT Position : Touch
Separation : 15 mm
Channel : Mid



1 gram SAR value : 0.885 W/kg
10 gram SAR value : 0.559 W/kg
Area Scan Peak SAR : 1.014 W/kg
Zoom Scan Peak SAR : 1.431 W/kg

SAR-Z Axis
at Hotspot x:0.25 y:-0.15



Appendix B – SAR Test Data Plots

Note: In all data sheets in Appendix B, the frequency noted in the ‘Product Data’ section is the frequency band which the device was transmitting. This frequency does not refer to the actual frequency and channel of the test. The channel is listed in the ‘Other Data’ section of the data sheet as Low, Mid or High. The actual test frequency is listed in Section 10 in each of the data summary sheets.

SAR Test Report

By Operator : Jay
Measurement Date : 19-Jul-2011
Starting Time : 19-Jul-2011 07:37:37 PM
End Time : 19-Jul-2011 07:58:08 PM
Scanning Time : 1231 secs

Product Data

Device Name : Novatel Wireless
Serial No. : 8044B0FC
Mode : Rev 0
Model : MC551
Frequency : 835.00 MHz
Max. Transmit Pwr : 0.281 W
Drift Time : 0 min(s)
Length : 36 mm
Width : 86 mm
Depth : 10 mm
Antenna Type : Internal
Orientation : Side A
Power Drift-Start : 0.138 W/kg
Power Drift-Finish: 0.142 W/kg
Power Drift (%) : 2.599

Phantom Data

Name : APREL-Uni
Type : Uni-Phantom
Size (mm) : 280 x 280 x 200
Serial No. : System Default
Location : Center
Description : Uni-Phantom

Tissue Data

Type : BODY
Serial No. : 835
Frequency : 835.00 MHz
Last Calib. Date : 19-Jul-2011
Temperature : 20.00 °C
Ambient Temp. : 23.00 °C
Humidity : 40.00 RH%
Epsilon : 55.02 F/m
Sigma : 0.98 S/m
Density : 1000.00 kg/cu. m

Probe Data

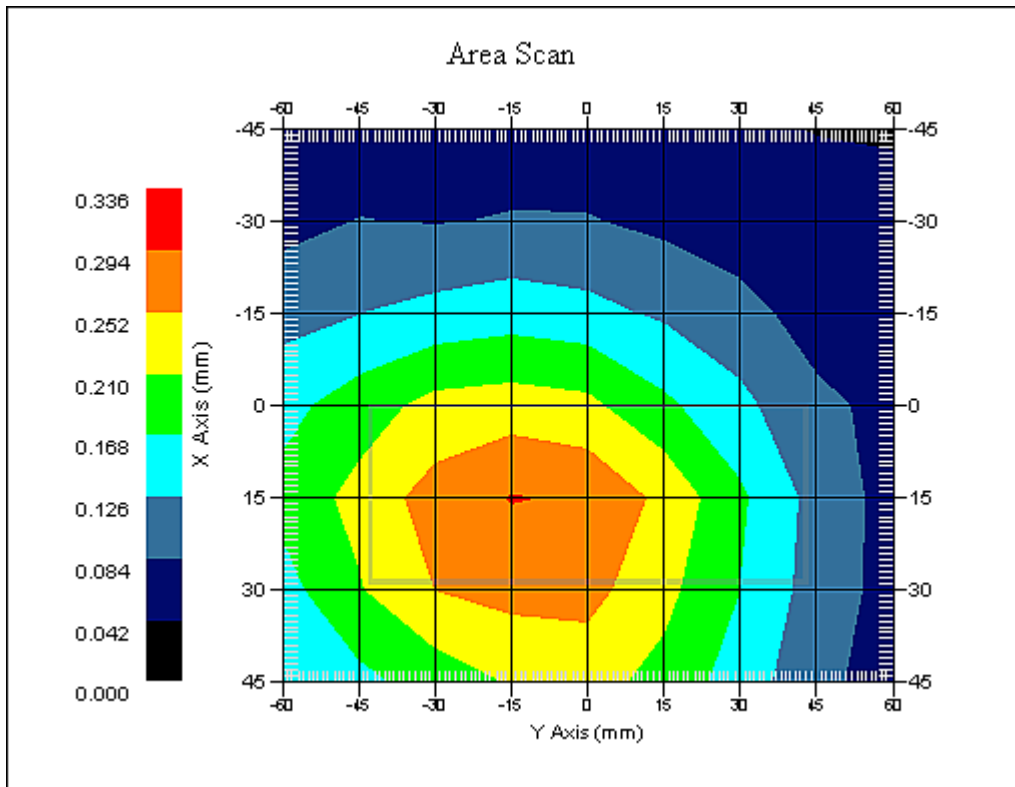
Name : Probe 215 - RFEL
Model : E020
Type : E-Field Triangle
Serial No. : 215
Last Calib. Date : 22-Sep-2010
Frequency : 835.00 MHz
Duty Cycle Factor: 1
Conversion Factor: 6.3
Probe Sensitivity: 1.20 1.20 1.20 $\mu\text{V}/(\text{V}/\text{m})^2$
Compression Point: 95.00 mV
Offset : 1.56 mm

Measurement Data

Crest Factor : 1
Scan Type : Complete
Tissue Temp. : 20.00 °C
Ambient Temp. : 23.00 °C
Set-up Date : 19-Jul-2011
Set-up Time : 3:52:27 PM
Area Scan : 7x9x1 : Measurement x=15mm, y=15mm, z=4mm
Zoom Scan : 5x5x8 : Measurement x=8mm, y=8mm, z=4mm

Other Data

DUT Position : Side A
Separation : 24 mm
Channel : Mid



1 gram SAR value : 0.295 W/kg
10 gram SAR value : 0.219 W/kg
Area Scan Peak SAR : 0.296 W/kg
Zoom Scan Peak SAR : 0.350 W/kg

SAR Test Report

By Operator : Jay
Measurement Date : 19-Jul-2011
Starting Time : 19-Jul-2011 06:10:53 PM
End Time : 19-Jul-2011 06:31:19 PM
Scanning Time : 1226 secs

Product Data

Device Name : Novatel Wireless
Serial No. : 8044B0FC
Mode : Rev 0
Model : MC551
Frequency : 835.00 MHz
Max. Transmit Pwr : 0.281 W
Drift Time : 0 min(s)
Length : 36 mm
Width : 86 mm
Depth : 10 mm
Antenna Type : Internal
Orientation : Side B
Power Drift-Start : 0.253 W/kg
Power Drift-Finish: 0.251 W/kg
Power Drift (%) : -0.790

Phantom Data

Name : APREL-Uni
Type : Uni-Phantom
Size (mm) : 280 x 280 x 200
Serial No. : System Default
Location : Center
Description : Uni-Phantom

Tissue Data

Type : BODY
Serial No. : 835
Frequency : 835.00 MHz
Last Calib. Date : 19-Jul-2011
Temperature : 20.00 °C
Ambient Temp. : 23.00 °C
Humidity : 40.00 RH%
Epsilon : 55.02 F/m
Sigma : 0.98 S/m
Density : 1000.00 kg/cu. m

Probe Data

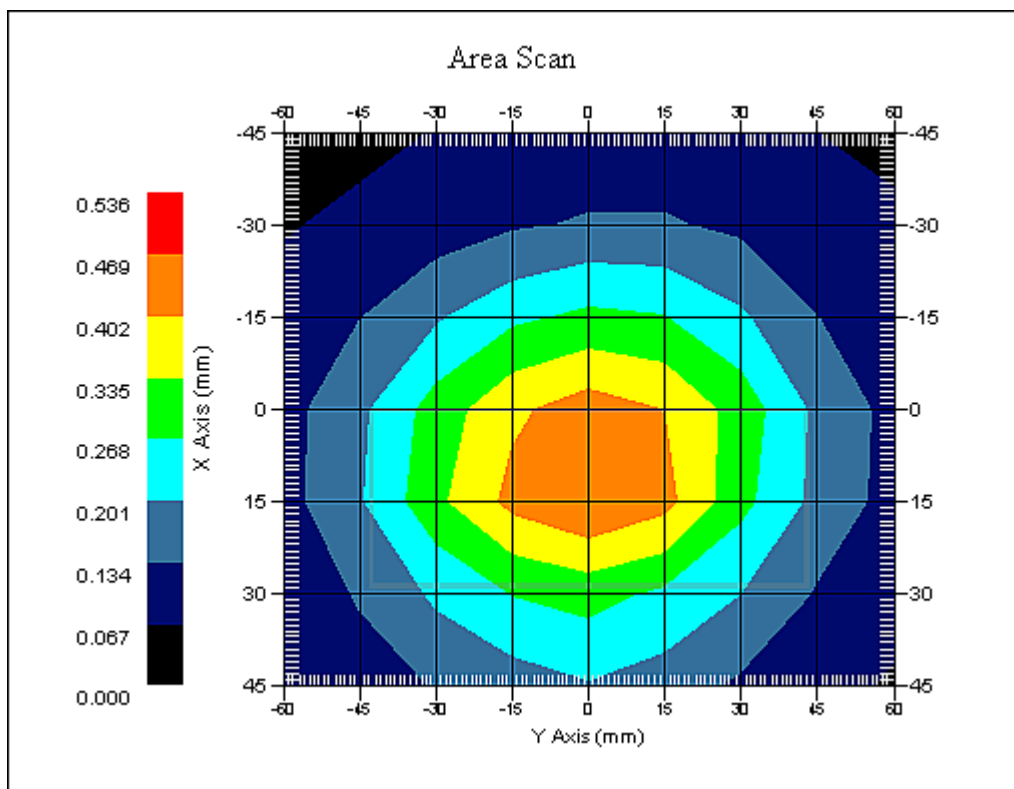
Name : Probe 215 - RFEL
Model : E020
Type : E-Field Triangle
Serial No. : 215
Last Calib. Date : 22-Sep-2010
Frequency : 835.00 MHz
Duty Cycle Factor: 1
Conversion Factor: 6.3
Probe Sensitivity: 1.20 1.20 1.20 $\mu\text{V}/(\text{V}/\text{m})^2$
Compression Point: 95.00 mV
Offset : 1.56 mm

Measurement Data

Crest Factor : 1
Scan Type : Complete
Tissue Temp. : 20.00 °C
Ambient Temp. : 23.00 °C
Set-up Date : 19-Jul-2011
Set-up Time : 3:52:27 PM
Area Scan : 7x9x1 : Measurement x=15mm, y=15mm, z=4mm
Zoom Scan : 5x5x8 : Measurement x=8mm, y=8mm, z=4mm

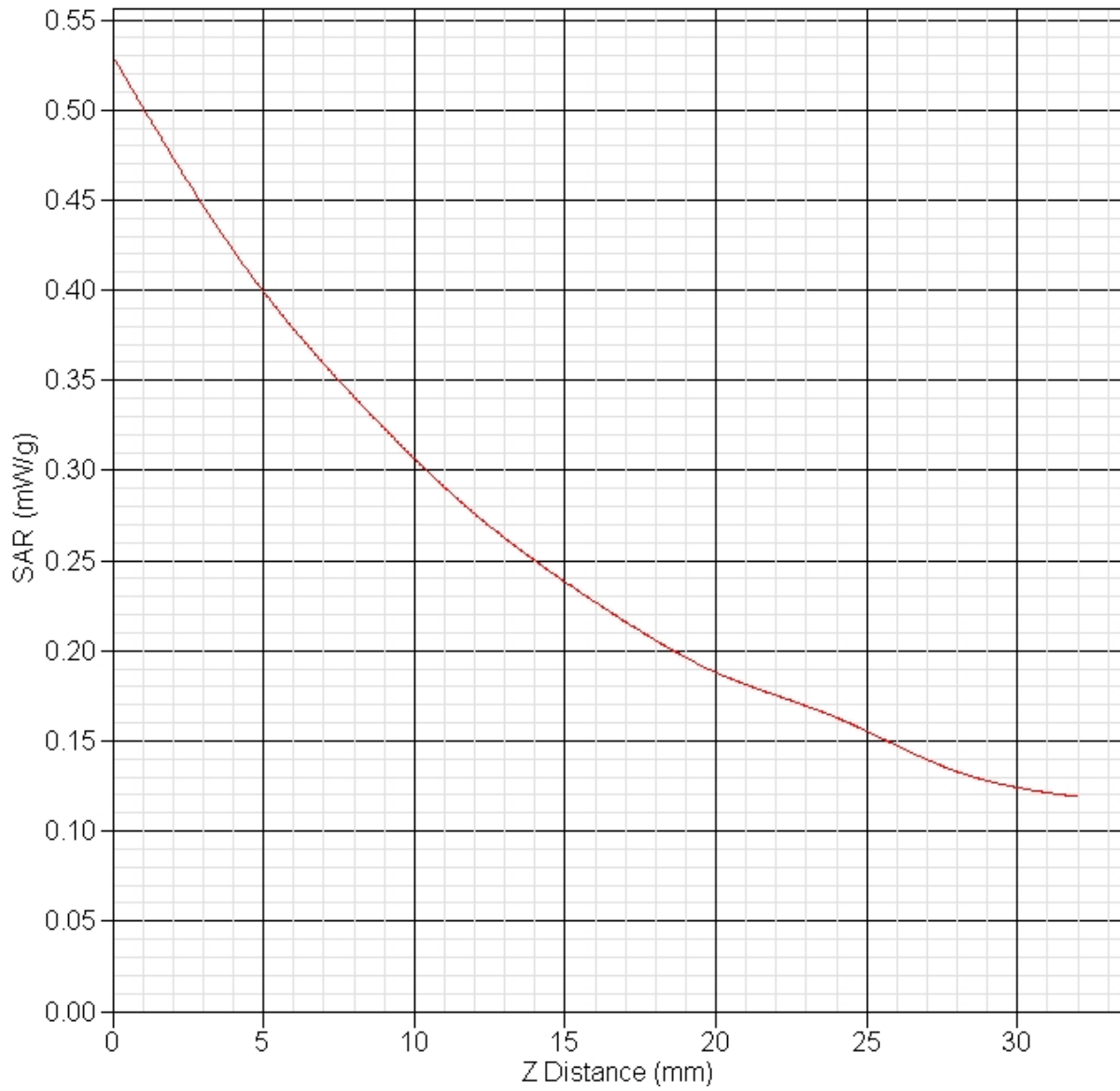
Other Data

DUT Position : Side B
Separation : 24 mm
Channel : Mid



1 gram SAR value : 0.396 W/kg
10 gram SAR value : 0.289 W/kg
Area Scan Peak SAR : 0.470 W/kg
Zoom Scan Peak SAR : 0.530 W/kg

SAR-Z Axis
at Hotspot x:22.23 y:0.06



SAR Test Report

By Operator : Jay
Measurement Date : 19-Jul-2011
Starting Time : 19-Jul-2011 05:11:28 PM
End Time : 19-Jul-2011 05:30:23 PM
Scanning Time : 1135 secs

Product Data

Device Name : Novatel Wireless
Serial No. : 8044B0FC
Mode : Rev 0
Model : MC551
Frequency : 835.00 MHz
Max. Transmit Pwr : 0.281 W
Drift Time : 0 min(s)
Length : 10 mm
Width : 86 mm
Depth : 36 mm
Antenna Type : Internal
Orientation : Side C
Power Drift-Start : 0.306 W/kg
Power Drift-Finish: 0.310 W/kg
Power Drift (%) : 1.394

Phantom Data

Name : APREL-Uni
Type : Uni-Phantom
Size (mm) : 280 x 280 x 200
Serial No. : System Default
Location : Center
Description : Uni-Phantom

Tissue Data

Type : BODY
Serial No. : 835
Frequency : 835.00 MHz
Last Calib. Date : 19-Jul-2011
Temperature : 20.00 °C
Ambient Temp. : 23.00 °C
Humidity : 40.00 RH%
Epsilon : 55.02 F/m
Sigma : 0.98 S/m
Density : 1000.00 kg/cu. m

Probe Data

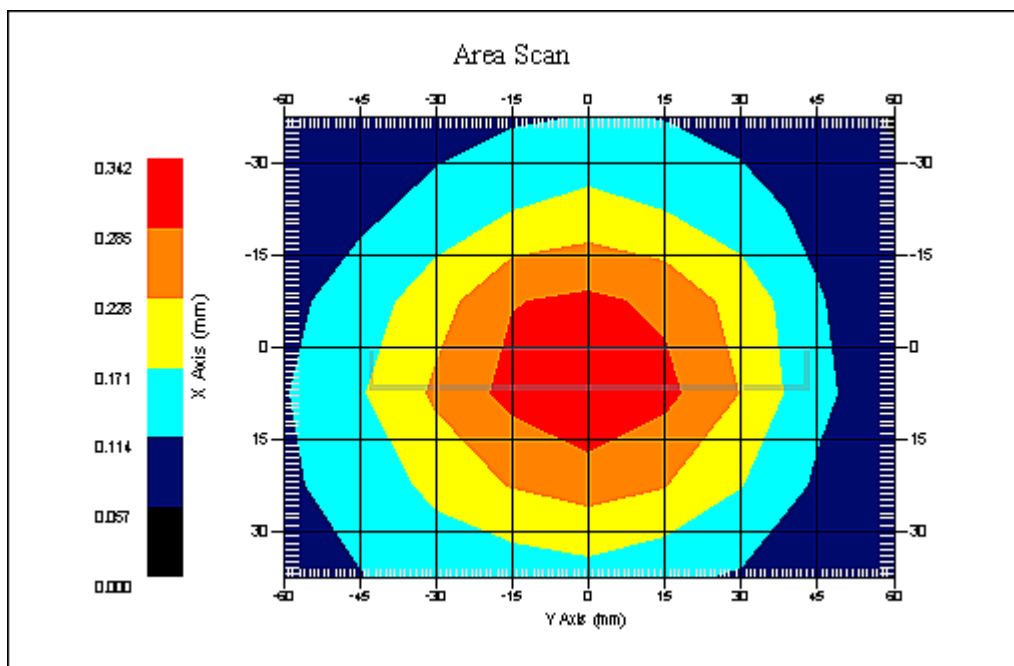
Name : Probe 215 - RFEL
Model : E020
Type : E-Field Triangle
Serial No. : 215
Last Calib. Date : 22-Sep-2010
Frequency : 835.00 MHz
Duty Cycle Factor: 1
Conversion Factor: 6.3
Probe Sensitivity: 1.20 1.20 1.20 $\mu\text{V}/(\text{V}/\text{m})^2$
Compression Point: 95.00 mV
Offset : 1.56 mm

Measurement Data

Crest Factor : 1
Scan Type : Complete
Tissue Temp. : 20.00 °C
Ambient Temp. : 23.00 °C
Set-up Date : 19-Jul-2011
Set-up Time : 3:52:27 PM
Area Scan : 6x9x1 : Measurement x=15mm, y=15mm, z=4mm
Zoom Scan : 5x5x8 : Measurement x=8mm, y=8mm, z=4mm

Other Data

DUT Position : Side C
Separation : 24 mm
Channel : Mid



1 gram SAR value : 0.323 W/kg
10 gram SAR value : 0.236 W/kg
Area Scan Peak SAR : 0.341 W/kg
Zoom Scan Peak SAR : 0.430 W/kg

SAR Test Report

By Operator : Jay
Measurement Date : 19-Jul-2011
Starting Time : 19-Jul-2011 05:33:24 PM
End Time : 19-Jul-2011 05:52:03 PM
Scanning Time : 1119 secs

Product Data

Device Name : Novatel Wireless
Serial No. : 8044B0FC
Mode : Rev 0
Model : MC551
Frequency : 835.00 MHz
Max. Transmit Pwr : 0.281 W
Drift Time : 0 min(s)
Length : 10 mm
Width : 86 mm
Depth : 36 mm
Antenna Type : Internal
Orientation : Side D
Power Drift-Start : 0.252 W/kg
Power Drift-Finish: 0.260 W/kg
Power Drift (%) : 3.170

Phantom Data

Name : APREL-Uni
Type : Uni-Phantom
Size (mm) : 280 x 280 x 200
Serial No. : System Default
Location : Center
Description : Uni-Phantom

Tissue Data

Type : BODY
Serial No. : 835
Frequency : 835.00 MHz
Last Calib. Date : 19-Jul-2011
Temperature : 20.00 °C
Ambient Temp. : 23.00 °C
Humidity : 40.00 RH%
Epsilon : 55.02 F/m
Sigma : 0.98 S/m
Density : 1000.00 kg/cu. m

Probe Data

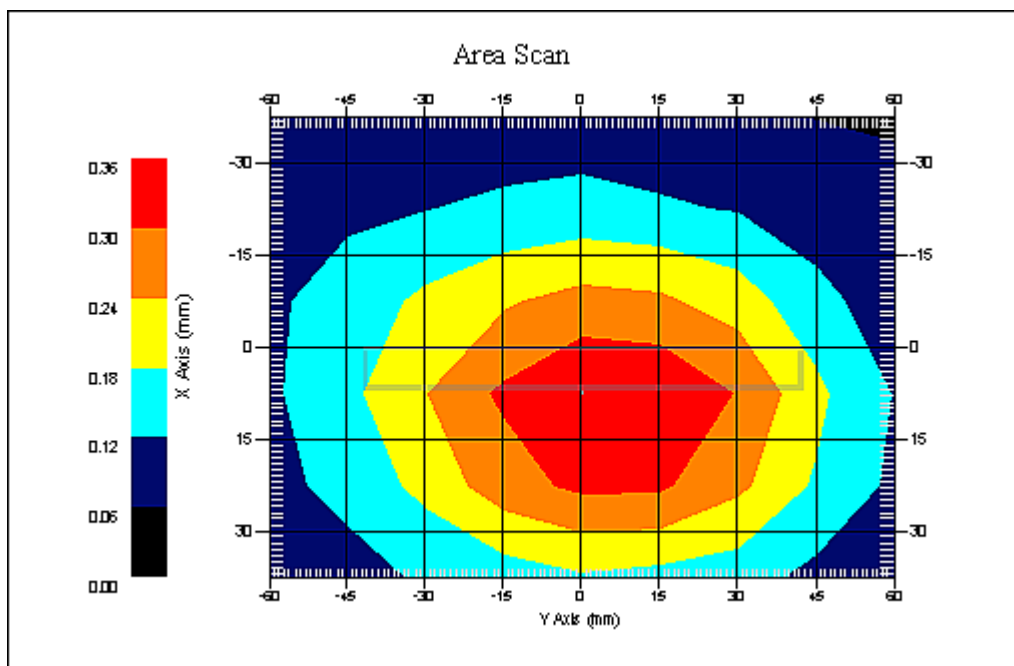
Name : Probe 215 - RFEL
Model : E020
Type : E-Field Triangle
Serial No. : 215
Last Calib. Date : 22-Sep-2010
Frequency : 835.00 MHz
Duty Cycle Factor: 1
Conversion Factor: 6.3
Probe Sensitivity: 1.20 1.20 1.20 $\mu\text{V}/(\text{V}/\text{m})^2$
Compression Point: 95.00 mV
Offset : 1.56 mm

Measurement Data

Crest Factor : 1
Scan Type : Complete
Tissue Temp. : 20.00 °C
Ambient Temp. : 23.00 °C
Set-up Date : 19-Jul-2011
Set-up Time : 3:52:27 PM
Area Scan : 6x9x1 : Measurement x=15mm, y=15mm, z=4mm
Zoom Scan : 5x5x8 : Measurement x=8mm, y=8mm, z=4mm

Other Data

DUT Position : Side D
Separation : 24 mm
Channel : Mid



1 gram SAR value : 0.353 W/kg
10 gram SAR value : 0.256 W/kg
Area Scan Peak SAR : 0.360 W/kg
Zoom Scan Peak SAR : 0.470 W/kg

SAR Test Report

By Operator : Jay
Measurement Date : 19-Jul-2011
Starting Time : 19-Jul-2011 04:49:42 PM
End Time : 19-Jul-2011 05:07:18 PM
Scanning Time : 1056 secs

Product Data

Device Name : Novatel Wireless
Serial No. : 8044B0FC
Mode : Rev 0
Model : MC551
Frequency : 835.00 MHz
Max. Transmit Pwr : 0.281 W
Drift Time : 0 min(s)
Length : 10 mm
Width : 36 mm
Depth : 86 mm
Antenna Type : Internal
Orientation : Side E
Power Drift-Start : 0.131 W/kg
Power Drift-Finish: 0.136 W/kg
Power Drift (%) : 4.023

Phantom Data

Name : APREL-Uni
Type : Uni-Phantom
Size (mm) : 280 x 280 x 200
Serial No. : System Default
Location : Center
Description : Uni-Phantom

Tissue Data

Type : BODY
Serial No. : 835
Frequency : 835.00 MHz
Last Calib. Date : 19-Jul-2011
Temperature : 20.00 °C
Ambient Temp. : 23.00 °C
Humidity : 40.00 RH%
Epsilon : 55.02 F/m
Sigma : 0.98 S/m
Density : 1000.00 kg/cu. m

Probe Data

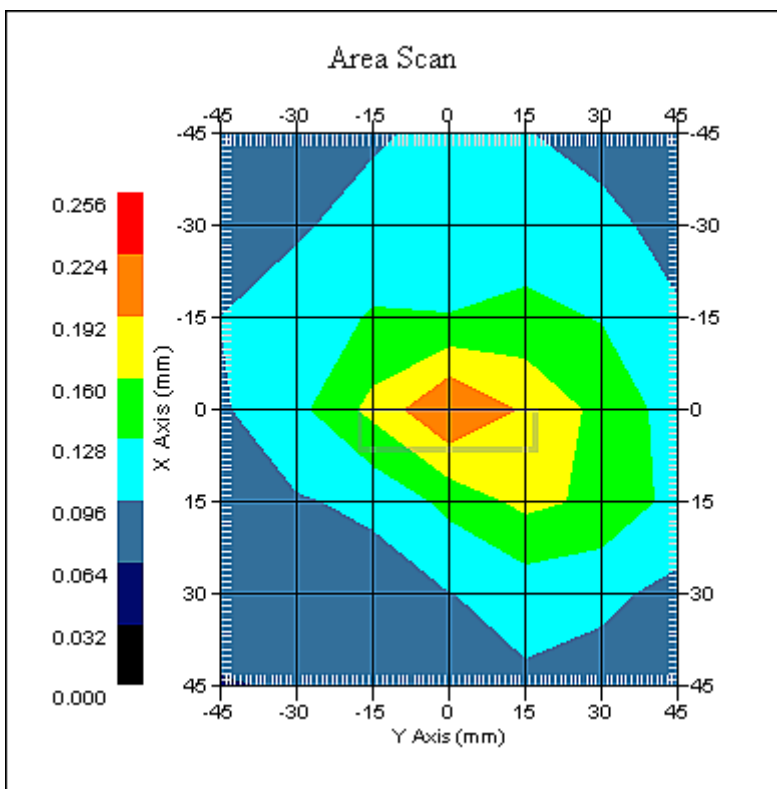
Name : Probe 215 - RFEL
Model : E020
Type : E-Field Triangle
Serial No. : 215
Last Calib. Date : 22-Sep-2010
Frequency : 835.00 MHz
Duty Cycle Factor: 1
Conversion Factor: 6.3
Probe Sensitivity: 1.20 1.20 1.20 $\mu\text{V}/(\text{V}/\text{m})^2$
Compression Point: 95.00 mV
Offset : 1.56 mm

Measurement Data

Crest Factor : 1
Scan Type : Complete
Tissue Temp. : 20.00 °C
Ambient Temp. : 23.00 °C
Set-up Date : 19-Jul-2011
Set-up Time : 3:52:27 PM
Area Scan : 7x7x1 : Measurement x=15mm, y=15mm, z=4mm
Zoom Scan : 5x5x8 : Measurement x=8mm, y=8mm, z=4mm

Other Data

DUT Position : Side E
Separation : 24 mm
Channel : Mid



1 gram SAR value : 0.204 W/kg
10 gram SAR value : 0.131 W/kg
Area Scan Peak SAR : 0.225 W/kg
Zoom Scan Peak SAR : 0.330 W/kg

SAR Test Report

By Operator : Jay
Measurement Date : 19-Jul-2011
Starting Time : 19-Jul-2011 03:56:17 PM
End Time : 19-Jul-2011 04:13:59 PM
Scanning Time : 1062 secs

Product Data

Device Name : Novatel Wireless
Serial No. : 8044B0FC
Mode : Rev 0
Model : MC551
Frequency : 835.00 MHz
Max. Transmit Pwr : 0.281 W
Drift Time : 0 min(s)
Length : 10 mm
Width : 36 mm
Depth : 86 mm
Antenna Type : Internal
Orientation : Side F
Power Drift-Start : 0.227 W/kg
Power Drift-Finish: 0.237 W/kg
Power Drift (%) : 4.413

Phantom Data

Name : APREL-Uni
Type : Uni-Phantom
Size (mm) : 280 x 280 x 200
Serial No. : System Default
Location : Center
Description : Uni-Phantom

Tissue Data

Type : BODY
Serial No. : 835
Frequency : 835.00 MHz
Last Calib. Date : 19-Jul-2011
Temperature : 20.00 °C
Ambient Temp. : 23.00 °C
Humidity : 40.00 RH%
Epsilon : 55.02 F/m
Sigma : 0.98 S/m
Density : 1000.00 kg/cu. m

Probe Data

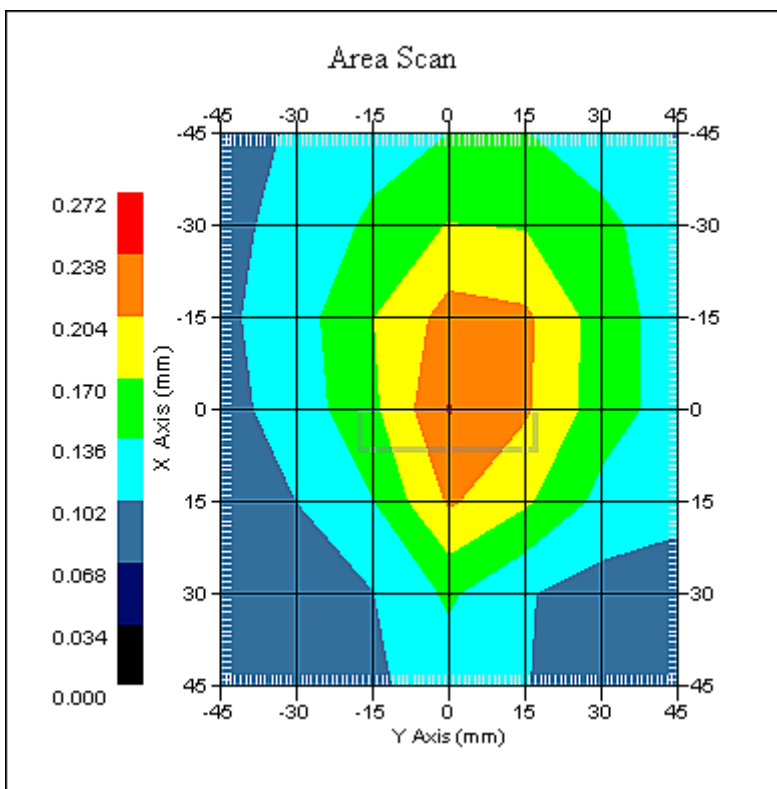
Name : Probe 215 - RFEL
Model : E020
Type : E-Field Triangle
Serial No. : 215
Last Calib. Date : 22-Sep-2010
Frequency : 835.00 MHz
Duty Cycle Factor: 1
Conversion Factor: 6.3
Probe Sensitivity: 1.20 1.20 1.20 $\mu\text{V}/(\text{V}/\text{m})^2$
Compression Point: 95.00 mV
Offset : 1.56 mm

Measurement Data

Crest Factor : 1
Scan Type : Complete
Tissue Temp. : 20.00 °C
Ambient Temp. : 23.00 °C
Set-up Date : 19-Jul-2011
Set-up Time : 3:52:27 PM
Area Scan : 7x7x1 : Measurement x=15mm, y=15mm, z=4mm
Zoom Scan : 5x5x8 : Measurement x=8mm, y=8mm, z=4mm

Other Data

DUT Position : Side F
Separation : 24 mm
Channel : Mid



1 gram SAR value : 0.233 W/kg
10 gram SAR value : 0.168 W/kg
Area Scan Peak SAR : 0.240 W/kg
Zoom Scan Peak SAR : 0.310 W/kg

SAR Test Report

By Operator : Jay
Measurement Date : 19-Jul-2011
Starting Time : 19-Jul-2011 10:49:29 AM
End Time : 19-Jul-2011 11:10:14 AM
Scanning Time : 1245 secs

Product Data

Device Name : Novatel Wireless
Serial No. : 8044B0FC
Mode : Rev. 0
Model : MC551
Frequency : 1900.00 MHz
Max. Transmit Pwr : 0.25 W
Drift Time : 0 min(s)
Length : 36 mm
Width : 86 mm
Depth : 10 mm
Antenna Type : Internal
Orientation : Side A
Power Drift-Start : 0.343 W/kg
Power Drift-Finish: 0.345 W/kg
Power Drift (%) : 0.707

Phantom Data

Name : APREL-Uni
Type : Uni-Phantom
Size (mm) : 280 x 280 x 200
Serial No. : System Default
Location : Center
Description : Uni-Phantom

Tissue Data

Type : BODY
Serial No. : 1900
Frequency : 1900.00 MHz
Last Calib. Date : 19-Jul-2011
Temperature : 20.00 °C
Ambient Temp. : 23.00 °C
Humidity : 36.00 RH%
Epsilon : 53.11 F/m
Sigma : 1.55 S/m
Density : 1000.00 kg/cu. m

Probe Data

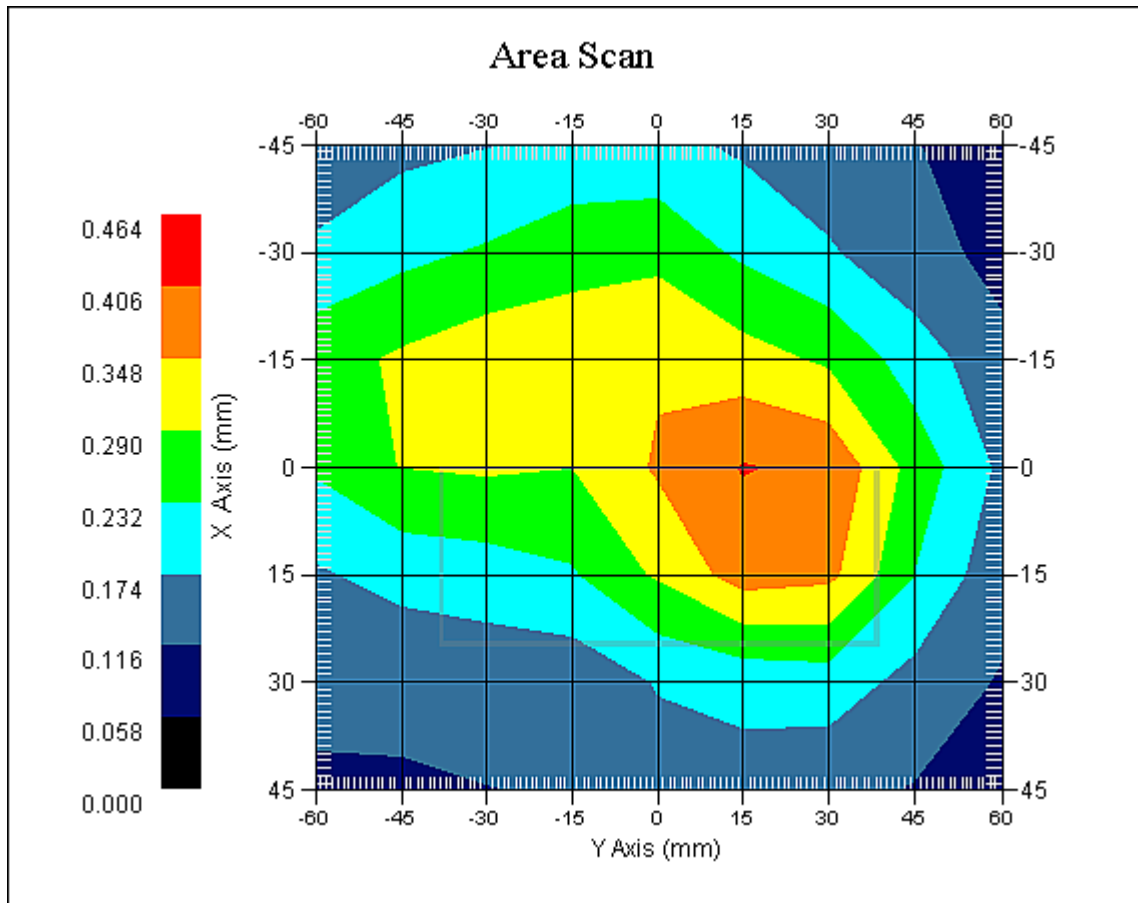
Name : Probe 215 - RFEL
Model : E020
Type : E-Field Triangle
Serial No. : 215
Last Calib. Date : 22-Sep-2010
Frequency : 1900.00 MHz
Duty Cycle Factor: 1
Conversion Factor: 5
Probe Sensitivity: 1.20 1.20 1.20 $\mu\text{V}/(\text{V}/\text{m})^2$
Compression Point: 95.00 mV
Offset : 1.56 mm

Measurement Data

Crest Factor : 1
Scan Type : Complete
Tissue Temp. : 20.00 °C
Ambient Temp. : 23.00 °C
Set-up Date : 19-Jul-2011
Set-up Time : 10:49:22 AM
Area Scan : 7x9x1 : Measurement x=15mm, y=15mm, z=4mm
Zoom Scan : 5x5x8 : Measurement x=8mm, y=8mm, z=4mm

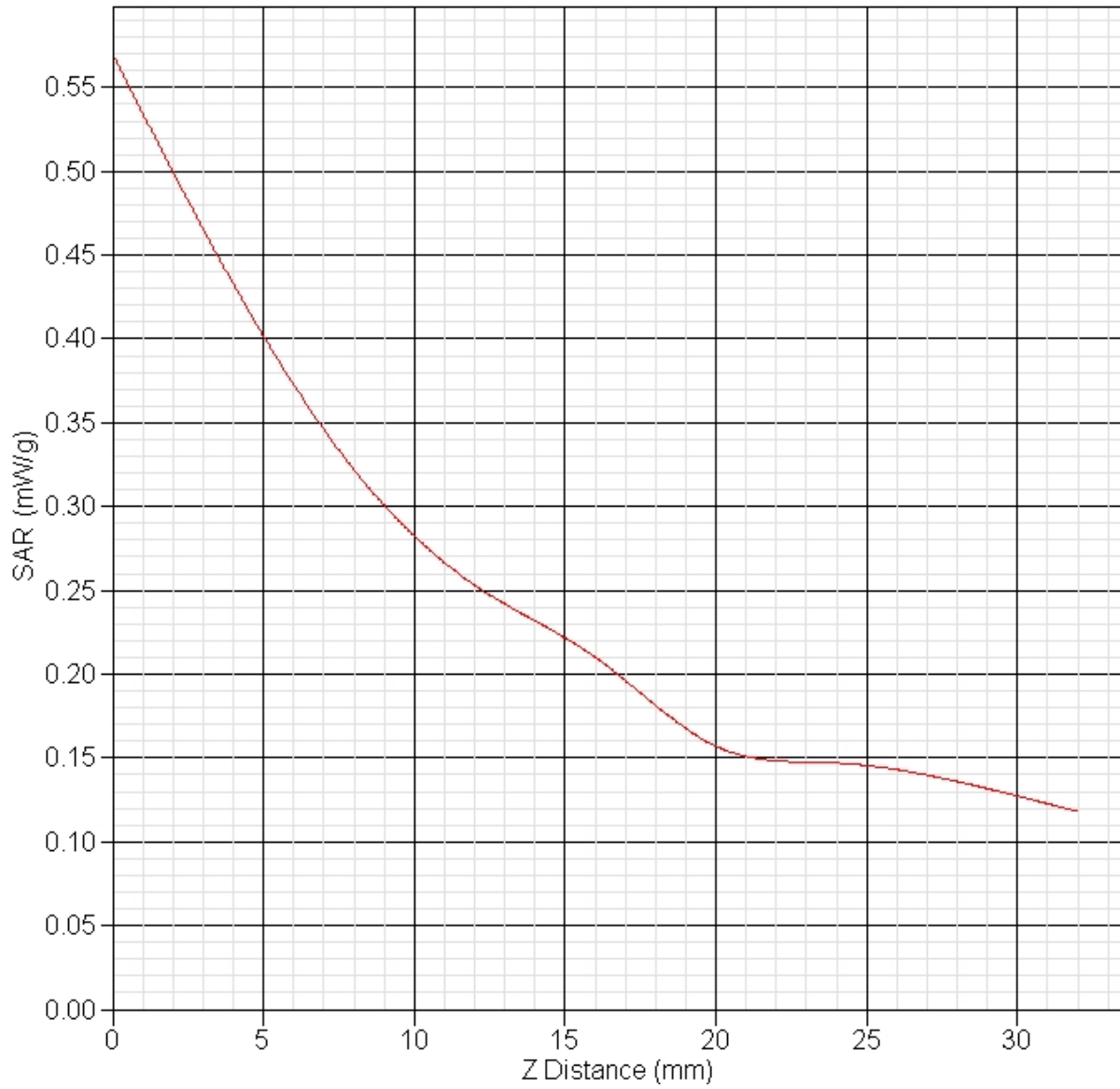
Other Data

DUT Position : Side A
Separation : 24 mm
Channel : Mid



1 gram SAR value : 0.391 W/kg
10 gram SAR value : 0.294 W/kg
Area Scan Peak SAR : 0.409 W/kg
Zoom Scan Peak SAR : 0.570 W/kg

SAR-Z Axis
at Hotspot x:0.00 y:0.00



SAR Test Report

By Operator : Jay
Measurement Date : 19-Jul-2011
Starting Time : 19-Jul-2011 10:20:38 AM
End Time : 19-Jul-2011 10:41:08 AM
Scanning Time : 1230 secs

Product Data

Device Name : Novatel Wireless
Serial No. : 8044B0FC
Mode : Rev. 0
Model : MC551
Frequency : 1900.00 MHz
Max. Transmit Pwr : 0.25 W
Drift Time : 0 min(s)
Length : 36 mm
Width : 86 mm
Depth : 10 mm
Antenna Type : Internal
Orientation : Side B
Power Drift-Start : 0.304 W/kg
Power Drift-Finish: 0.311 W/kg
Power Drift (%) : 2.245

Phantom Data

Name : APREL-Uni
Type : Uni-Phantom
Size (mm) : 280 x 280 x 200
Serial No. : System Default
Location : Center
Description : Uni-Phantom

Tissue Data

Type : BODY
Serial No. : 1900
Frequency : 1900.00 MHz
Last Calib. Date : 19-Jul-2011
Temperature : 20.00 °C
Ambient Temp. : 23.00 °C
Humidity : 36.00 RH%
Epsilon : 53.11 F/m
Sigma : 1.55 S/m
Density : 1000.00 kg/cu. m

Probe Data

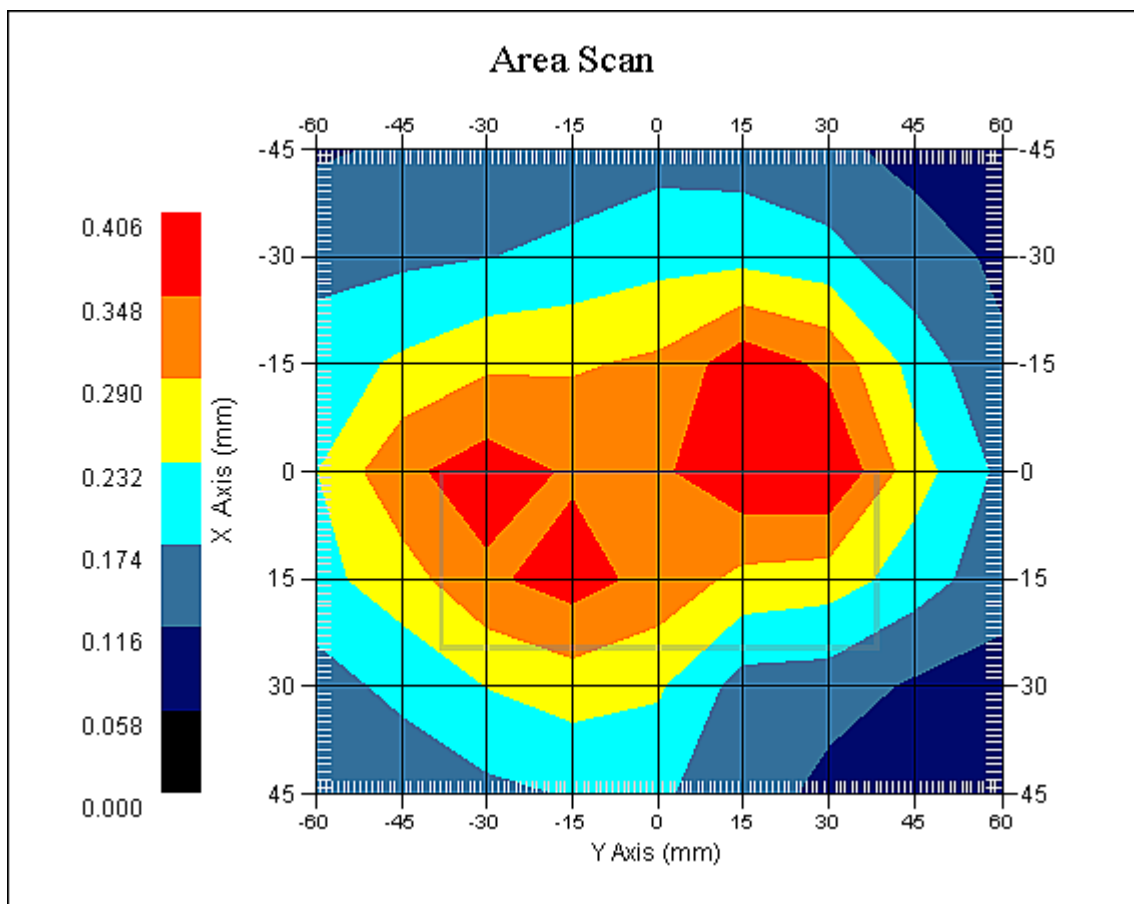
Name : Probe 215 - RFEL
Model : E020
Type : E-Field Triangle
Serial No. : 215
Last Calib. Date : 22-Sep-2010
Frequency : 1900.00 MHz
Duty Cycle Factor: 1
Conversion Factor: 5
Probe Sensitivity: 1.20 1.20 1.20 $\mu\text{V}/(\text{V}/\text{m})^2$
Compression Point: 95.00 mV
Offset : 1.56 mm

Measurement Data

Crest Factor : 1
Scan Type : Complete
Tissue Temp. : 20.00 °C
Ambient Temp. : 23.00 °C
Set-up Date : 19-Jul-2011
Set-up Time : 9:56:47 AM
Area Scan : 7x9x1 : Measurement x=15mm, y=15mm, z=4mm
Zoom Scan : 5x5x8 : Measurement x=8mm, y=8mm, z=4mm

Other Data

DUT Position : Side B
Separation : 24 mm
Channel : Mid



1 gram SAR value : 0.387 W/kg
10 gram SAR value : 0.260 W/kg
Area Scan Peak SAR : 0.404 W/kg
Zoom Scan Peak SAR : 0.600 W/kg

SAR Test Report

By Operator : Jay
Measurement Date : 19-Jul-2011
Starting Time : 19-Jul-2011 11:49:05 AM
End Time : 19-Jul-2011 12:09:37 PM
Scanning Time : 1232 secs

Product Data

Device Name : Novatel Wireless
Serial No. : 8044B0FC
Mode : Rev. 0
Model : MC551
Frequency : 1900.00 MHz
Max. Transmit Pwr : 0.25 W
Drift Time : 0 min(s)
Length : 10 mm
Width : 86 mm
Depth : 36 mm
Antenna Type : Internal
Orientation : Side C
Power Drift-Start : 0.282 W/kg
Power Drift-Finish: 0.276 W/kg
Power Drift (%) : -2.121

Phantom Data

Name : APREL-Uni
Type : Uni-Phantom
Size (mm) : 280 x 280 x 200
Serial No. : System Default
Location : Center
Description : Uni-Phantom

Tissue Data

Type : BODY
Serial No. : 1900
Frequency : 1900.00 MHz
Last Calib. Date : 19-Jul-2011
Temperature : 20.00 °C
Ambient Temp. : 23.00 °C
Humidity : 36.00 RH%
Epsilon : 53.11 F/m
Sigma : 1.55 S/m
Density : 1000.00 kg/cu. m

Probe Data

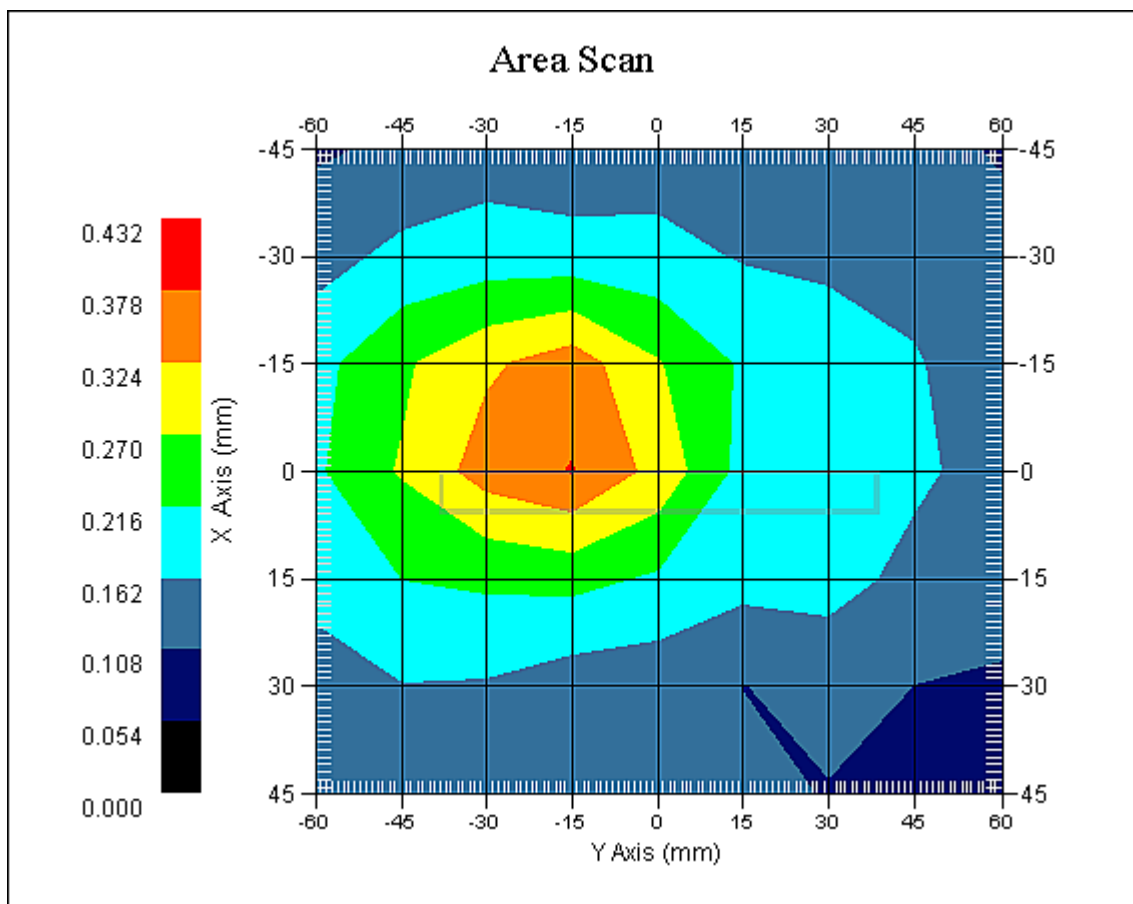
Name : Probe 215 - RFEL
Model : E020
Type : E-Field Triangle
Serial No. : 215
Last Calib. Date : 22-Sep-2010
Frequency : 1900.00 MHz
Duty Cycle Factor: 1
Conversion Factor: 5
Probe Sensitivity: 1.20 1.20 1.20 $\mu\text{V}/(\text{V}/\text{m})^2$
Compression Point: 95.00 mV
Offset : 1.56 mm

Measurement Data

Crest Factor : 1
Scan Type : Complete
Tissue Temp. : 20.00 °C
Ambient Temp. : 23.00 °C
Set-up Date : 19-Jul-2011
Set-up Time : 11:48:15 AM
Area Scan : 7x9x1 : Measurement x=15mm, y=15mm, z=4mm
Zoom Scan : 5x5x8 : Measurement x=8mm, y=8mm, z=4mm

Other Data

DUT Position : Side C
Separation : 24 mm
Channel : Mid



1 gram SAR value : 0.358 W/kg
10 gram SAR value : 0.239 W/kg
Area Scan Peak SAR : 0.381 W/kg
Zoom Scan Peak SAR : 0.550 W/kg

SAR Test Report

By Operator : Jay
Measurement Date : 19-Jul-2011
Starting Time : 19-Jul-2011 11:22:36 AM
End Time : 19-Jul-2011 11:43:18 AM
Scanning Time : 1242 secs

Product Data

Device Name : Novatel Wireless
Serial No. : 8044B0FC
Mode : Rev. 0
Model : MC551
Frequency : 1900.00 MHz
Max. Transmit Pwr : 0.25 W
Drift Time : 0 min(s)
Length : 10 mm
Width : 86 mm
Depth : 36 mm
Antenna Type : Internal
Orientation : Side D
Power Drift-Start : 0.260 W/kg
Power Drift-Finish: 0.251 W/kg
Power Drift (%) : -3.468

Phantom Data

Name : APREL-Uni
Type : Uni-Phantom
Size (mm) : 280 x 280 x 200
Serial No. : System Default
Location : Center
Description : Uni-Phantom

Tissue Data

Type : BODY
Serial No. : 1900
Frequency : 1900.00 MHz
Last Calib. Date : 19-Jul-2011
Temperature : 20.00 °C
Ambient Temp. : 23.00 °C
Humidity : 36.00 RH%
Epsilon : 53.11 F/m
Sigma : 1.55 S/m
Density : 1000.00 kg/cu. m

Probe Data

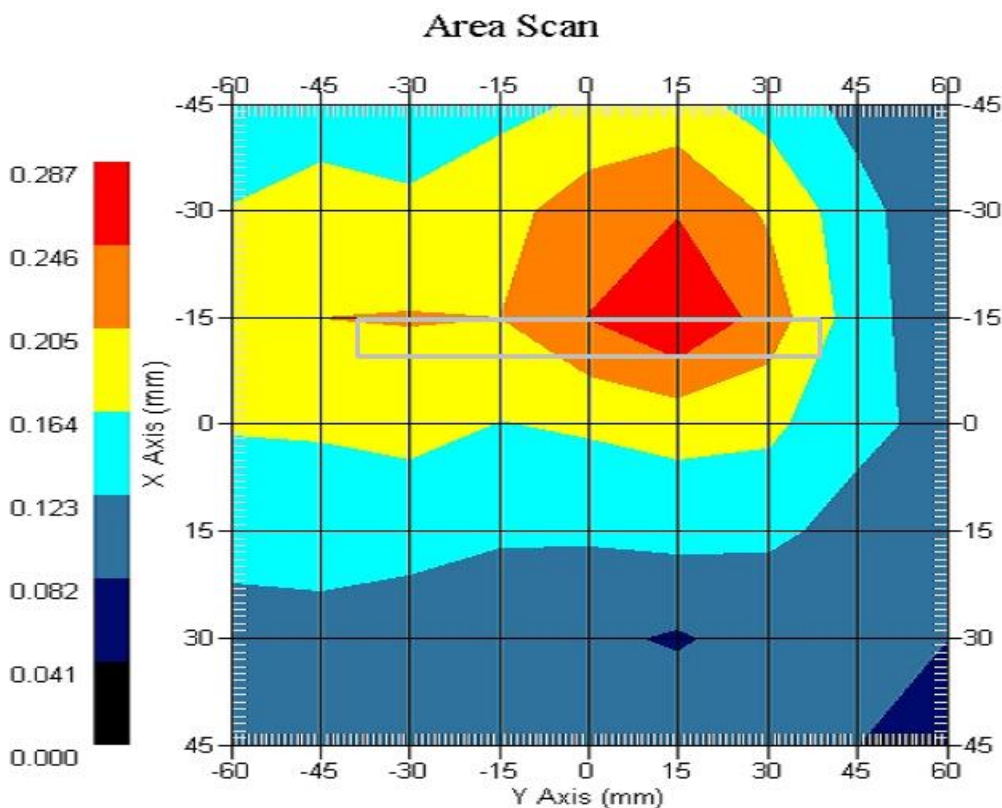
Name : Probe 215 - RFEL
Model : E020
Type : E-Field Triangle
Serial No. : 215
Last Calib. Date : 22-Sep-2010
Frequency : 1900.00 MHz
Duty Cycle Factor: 1
Conversion Factor: 5
Probe Sensitivity: 1.20 1.20 1.20 $\mu\text{V}/(\text{V}/\text{m})^2$
Compression Point: 95.00 mV
Offset : 1.56 mm

Measurement Data

Crest Factor : 1
Scan Type : Complete
Tissue Temp. : 20.00 °C
Ambient Temp. : 23.00 °C
Set-up Date : 19-Jul-2011
Set-up Time : 11:21:53 AM
Area Scan : 7x9x1 : Measurement x=15mm, y=15mm, z=4mm
Zoom Scan : 5x5x8 : Measurement x=8mm, y=8mm, z=4mm

Other Data

DUT Position : Side D
Separation : 24 mm
Channel : Mid



1 gram SAR value : 0.255 W/kg
10 gram SAR value : 0.182 W/kg
Area Scan Peak SAR : 0.287 W/kg
Zoom Scan Peak SAR : 0.340 W/kg

SAR Test Report

By Operator : Jay
Measurement Date : 19-Jul-2011
Starting Time : 19-Jul-2011 12:49:39 PM
End Time : 19-Jul-2011 01:07:37 PM
Scanning Time : 1078 secs

Product Data

Device Name : Novatel Wireless
Serial No. : 8044B0FC
Mode : Rev. 0
Model : MC551
Frequency : 1900.00 MHz
Max. Transmit Pwr : 0.25 W
Drift Time : 0 min(s)
Length : 10 mm
Width : 36 mm
Depth : 86 mm
Antenna Type : Internal
Orientation : Side E
Power Drift-Start : 0.252 W/kg
Power Drift-Finish: 0.252 W/kg
Power Drift (%) : 0.047

Phantom Data

Name : APREL-Uni
Type : Uni-Phantom
Size (mm) : 280 x 280 x 200
Serial No. : System Default
Location : Center
Description : Uni-Phantom

Tissue Data

Type : BODY
Serial No. : 1900
Frequency : 1900.00 MHz
Last Calib. Date : 19-Jul-2011
Temperature : 20.00 °C
Ambient Temp. : 23.00 °C
Humidity : 36.00 RH%
Epsilon : 53.11 F/m
Sigma : 1.55 S/m
Density : 1000.00 kg/cu. m

Probe Data

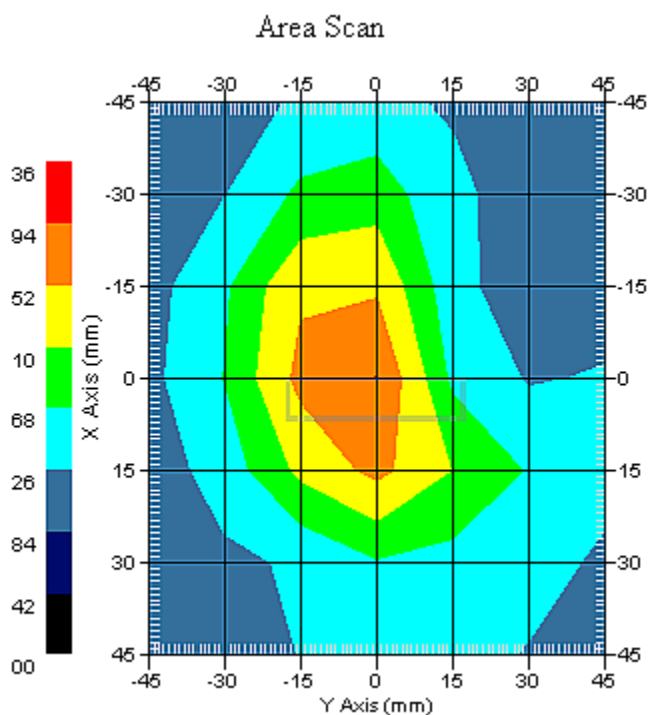
Name : Probe 215 - RFEL
Model : E020
Type : E-Field Triangle
Serial No. : 215
Last Calib. Date : 22-Sep-2010
Frequency : 1900.00 MHz
Duty Cycle Factor: 1
Conversion Factor: 5
Probe Sensitivity: 1.20 1.20 1.20 $\mu\text{V}/(\text{V}/\text{m})^2$
Compression Point: 95.00 mV
Offset : 1.56 mm

Measurement Data

Crest Factor : 1
Scan Type : Complete
Tissue Temp. : 20.00 °C
Ambient Temp. : 23.00 °C
Set-up Date : 19-Jul-2011
Set-up Time : 12:14:06 PM
Area Scan : 7x7x1 : Measurement x=15mm, y=15mm, z=4mm
Zoom Scan : 5x5x8 : Measurement x=8mm, y=8mm, z=4mm

Other Data

DUT Position : Side E
Separation : 24 mm
Channel : Mid



1 gram SAR value : 0.374 W/kg
10 gram SAR value : 0.219 W/kg
Area Scan Peak SAR : 0.395 W/kg
Zoom Scan Peak SAR : 0.540 W/kg

SAR Test Report

By Operator : Jay
Measurement Date : 19-Jul-2011
Starting Time : 19-Jul-2011 01:12:20 PM
End Time : 19-Jul-2011 01:30:38 PM
Scanning Time : 1098 secs

Product Data

Device Name : Novatel Wireless
Serial No. : 8044B0FC
Mode : Rev. 0
Model : MC551
Frequency : 1900.00 MHz
Max. Transmit Pwr : 0.25 W
Drift Time : 0 min(s)
Length : 10 mm
Width : 36 mm
Depth : 86 mm
Antenna Type : Internal
Orientation : Side F
Power Drift-Start : 0.315 W/kg
Power Drift-Finish: 0.327 W/kg
Power Drift (%) : 3.788

Phantom Data

Name : APREL-Uni
Type : Uni-Phantom
Size (mm) : 280 x 280 x 200
Serial No. : System Default
Location : Center
Description : Uni-Phantom

Tissue Data

Type : BODY
Serial No. : 1900
Frequency : 1900.00 MHz
Last Calib. Date : 19-Jul-2011
Temperature : 20.00 °C
Ambient Temp. : 23.00 °C
Humidity : 36.00 RH%
Epsilon : 53.11 F/m
Sigma : 1.55 S/m
Density : 1000.00 kg/cu. m

Probe Data

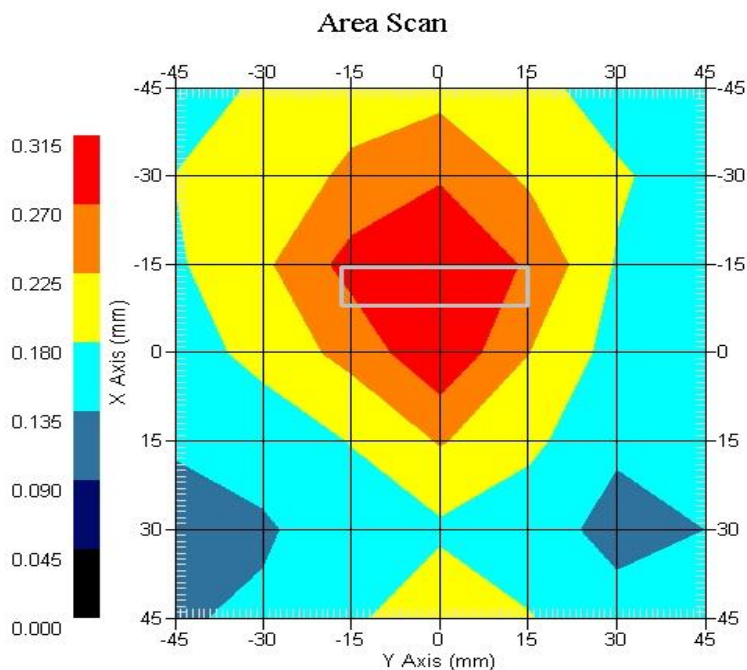
Name : Probe 215 - RFEL
Model : E020
Type : E-Field Triangle
Serial No. : 215
Last Calib. Date : 22-Sep-2010
Frequency : 1900.00 MHz
Duty Cycle Factor: 1
Conversion Factor: 5
Probe Sensitivity: 1.20 1.20 1.20 $\mu\text{V}/(\text{V}/\text{m})^2$
Compression Point: 95.00 mV
Offset : 1.56 mm

Measurement Data

Crest Factor : 1
Scan Type : Complete
Tissue Temp. : 20.00 °C
Ambient Temp. : 23.00 °C
Set-up Date : 19-Jul-2011
Set-up Time : 12:14:06 PM
Area Scan : 7x7x1 : Measurement x=15mm, y=15mm, z=4mm
Zoom Scan : 5x5x8 : Measurement x=8mm, y=8mm, z=4mm

Other Data

DUT Position : Side F
Separation : 24 mm
Channel : Mid



1 gram SAR value : 0.331 W/kg
10 gram SAR value : 0.224 W/kg
Area Scan Peak SAR : 0.314 W/kg
Zoom Scan Peak SAR : 0.540 W/kg

SAR Test Report

By Operator : Jay
Measurement Date : 22-Jul-2011
Starting Time : 22-Jul-2011 05:16:19 PM
End Time : 22-Jul-2011 05:36:58 PM
Scanning Time : 1239 secs

Product Data

Device Name : Novatel Wireless
Serial No. : 8044B0FC
Mode : QPSK
Model : MC551
Frequency : 750.00 MHz
Max. Transmit Pwr : 0.25 W
Drift Time : 0 min(s)
Length : 36 mm
Width : 86 mm
Depth : 10 mm
Antenna Type : Internal
Orientation : Side A : RB Size - 25 RB : Offset - 13
Power Drift-Start : 0.111 W/kg
Power Drift-Finish: 0.116 W/kg
Power Drift (%) : 4.297

Phantom Data

Name : APREL-Uni
Type : Uni-Phantom
Size (mm) : 280 x 280 x 200
Serial No. : System Default
Location : Center
Description : Uni-Phantom

Tissue Data

Type : BODY
Serial No. : 782
Frequency : 782.00 MHz
Last Calib. Date : 22-Jul-2011
Temperature : 23.00 °C
Ambient Temp. : 22.00 °C
Humidity : 42.00 RH%
Epsilon : 54.98 F/m
Sigma : 0.99 S/m
Density : 1000.00 kg/cu. m

Probe Data

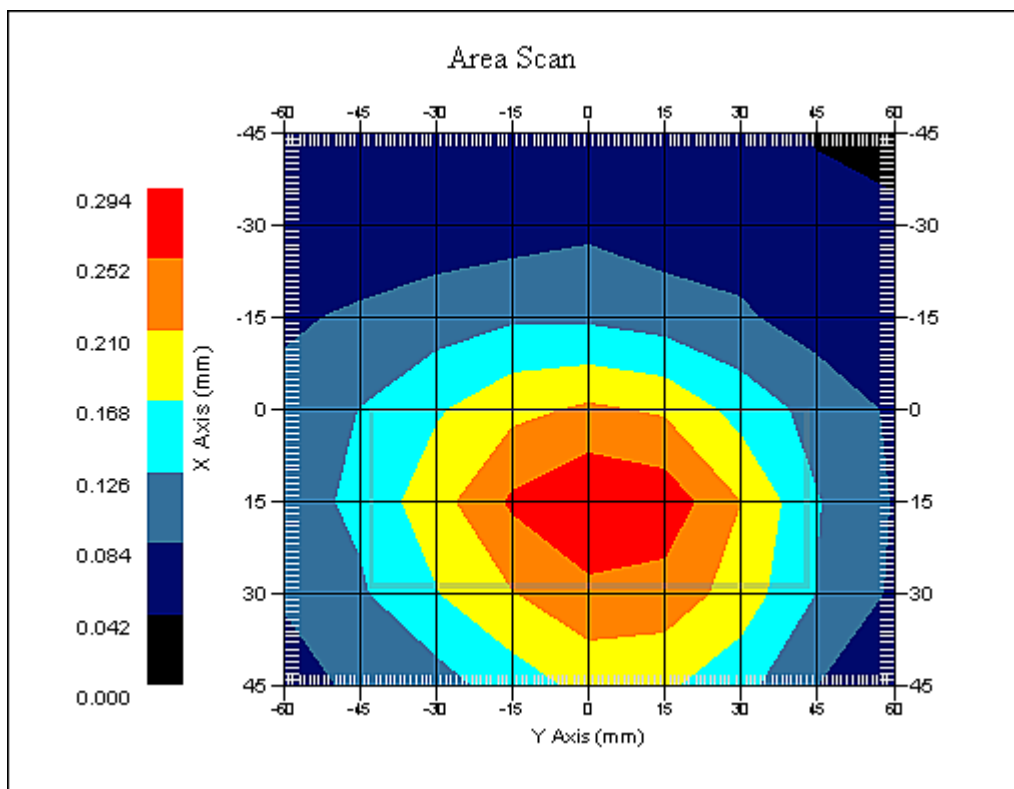
Name : RFEL 217
Model : E020
Type : E-Field Triangle
Serial No. : 217
Last Calib. Date : 17-Jun-2011
Frequency : 750.00 MHz
Duty Cycle Factor: 1
Conversion Factor: 6.3
Probe Sensitivity: 1.20 1.20 1.20 $\mu\text{V}/(\text{V}/\text{m})^2$
Compression Point: 95.00 mV
Offset : 1.56 mm

Measurement Data

Crest Factor : 1
Scan Type : Complete
Tissue Temp. : 20.00 °C
Ambient Temp. : 23.00 °C
Set-up Date : 22-Jul-2011
Set-up Time : 12:35:22 PM
Area Scan : 7x9x1 : Measurement x=15mm, y=15mm, z=4mm
Zoom Scan : 5x5x8 : Measurement x=8mm, y=8mm, z=4mm

Other Data

DUT Position : Side A : RB Size - 25 RB : Offset - 13
Separation : 24 mm
Channel : Mid



1 gram SAR value : 0.245 W/kg
10 gram SAR value : 0.199 W/kg
Area Scan Peak SAR : 0.293 W/kg
Zoom Scan Peak SAR : 0.380 W/kg

SAR Test Report

By Operator : Jay
Measurement Date : 22-Jul-2011
Starting Time : 22-Jul-2011 09:32:36 PM
End Time : 22-Jul-2011 09:52:37 PM
Scanning Time : 1201 secs

Product Data

Device Name : Novatel Wireless
Serial No. : 8044B0FC
Mode : QPSK
Model : MC551
Frequency : 750.00 MHz
Max. Transmit Pwr : 0.25 W
Drift Time : 0 min(s)
Length : 36 mm
Width : 86 mm
Depth : 10 mm
Antenna Type : Internal
Orientation : Side B : RB Size - 25 RB : Offset - 13
Power Drift-Start : 0.203 W/kg
Power Drift-Finish: 0.204 W/kg
Power Drift (%) : 0.302

Phantom Data

Name : APREL-Uni
Type : Uni-Phantom
Size (mm) : 280 x 280 x 200
Serial No. : System Default
Location : Center
Description : Uni-Phantom

Tissue Data

Type : BODY
Serial No. : 782
Frequency : 782.00 MHz
Last Calib. Date : 22-Jul-2011
Temperature : 23.00 °C
Ambient Temp. : 22.00 °C
Humidity : 42.00 RH%
Epsilon : 54.98 F/m
Sigma : 0.99 S/m
Density : 1000.00 kg/cu. m

Probe Data

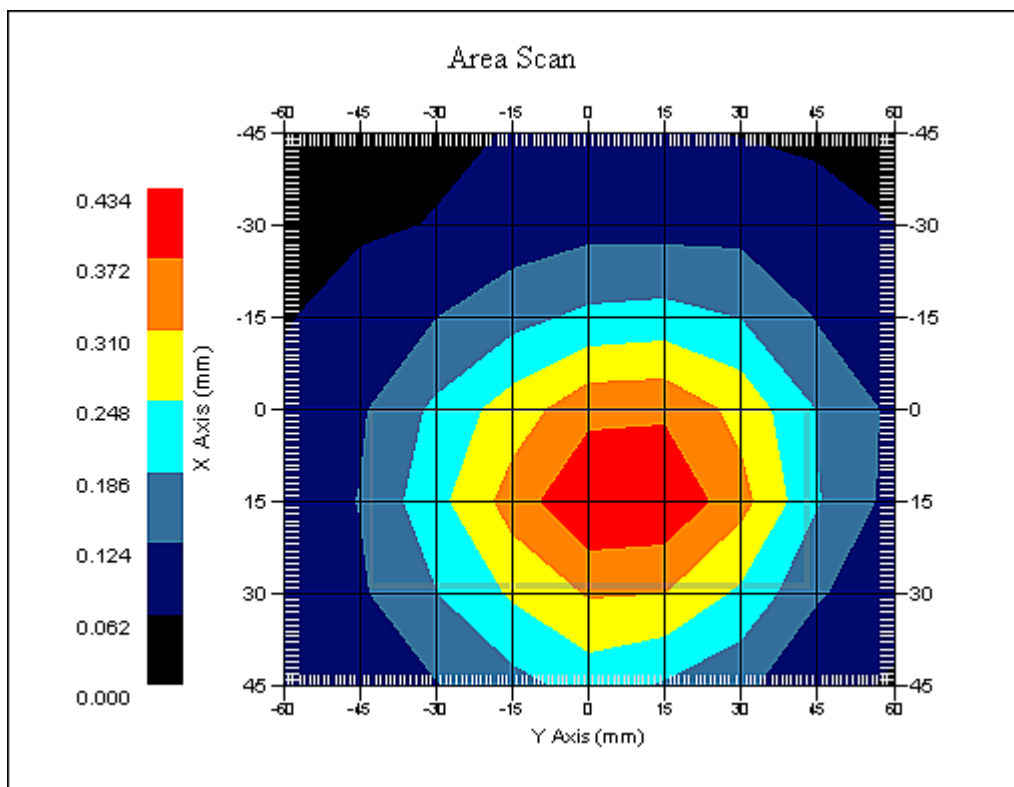
Name : RFEL 217
Model : E020
Type : E-Field Triangle
Serial No. : 217
Last Calib. Date : 17-Jun-2011
Frequency : 750.00 MHz
Duty Cycle Factor: 1
Conversion Factor: 6.3
Probe Sensitivity: 1.20 1.20 1.20 $\mu\text{V}/(\text{V}/\text{m})^2$
Compression Point: 95.00 mV
Offset : 1.56 mm

Measurement Data

Crest Factor : 1
Scan Type : Complete
Tissue Temp. : 20.00 °C
Ambient Temp. : 23.00 °C
Set-up Date : 22-Jul-2011
Set-up Time : 12:35:22 PM
Area Scan : 7x9x1 : Measurement x=15mm, y=15mm, z=4mm
Zoom Scan : 5x5x8 : Measurement x=8mm, y=8mm, z=4mm

Other Data

DUT Position : Side B : RB Size - 25 RB : Offset - 13
Separation : 24 mm
Channel : Mid



1 gram SAR value : 0.305 W/kg
10 gram SAR value : 0.270 W/kg
Area Scan Peak SAR : 0.401 W/kg
Zoom Scan Peak SAR : 0.460 W/kg

SAR Test Report

By Operator : Jay
Measurement Date : 23-Jul-2011
Starting Time : 23-Jul-2011 07:11:54 AM
End Time : 23-Jul-2011 07:30:28 AM
Scanning Time : 1114 secs

Product Data

Device Name : Novatel Wireless
Serial No. : 8044B0FC
Mode : QPSK
Model : MC551
Frequency : 750.00 MHz
Max. Transmit Pwr : 0.25 W
Drift Time : 0 min(s)
Length : 10 mm
Width : 86 mm
Depth : 36 mm
Antenna Type : Internal
Orientation : Side C : RB Size - 25 RB : Offset - 13
Power Drift-Start : 0.150 W/kg
Power Drift-Finish: 0.156 W/kg
Power Drift (%) : 3.945

Phantom Data

Name : APREL-Uni
Type : Uni-Phantom
Size (mm) : 280 x 280 x 200
Serial No. : System Default
Location : Center
Description : Uni-Phantom

Tissue Data

Type : BODY
Serial No. : 782
Frequency : 782.00 MHz
Last Calib. Date : 23-Jul-2011
Temperature : 23.00 °C
Ambient Temp. : 22.00 °C
Humidity : 42.00 RH%
Epsilon : 54.87 F/m
Sigma : 0.98 S/m
Density : 1000.00 kg/cu. m

Probe Data

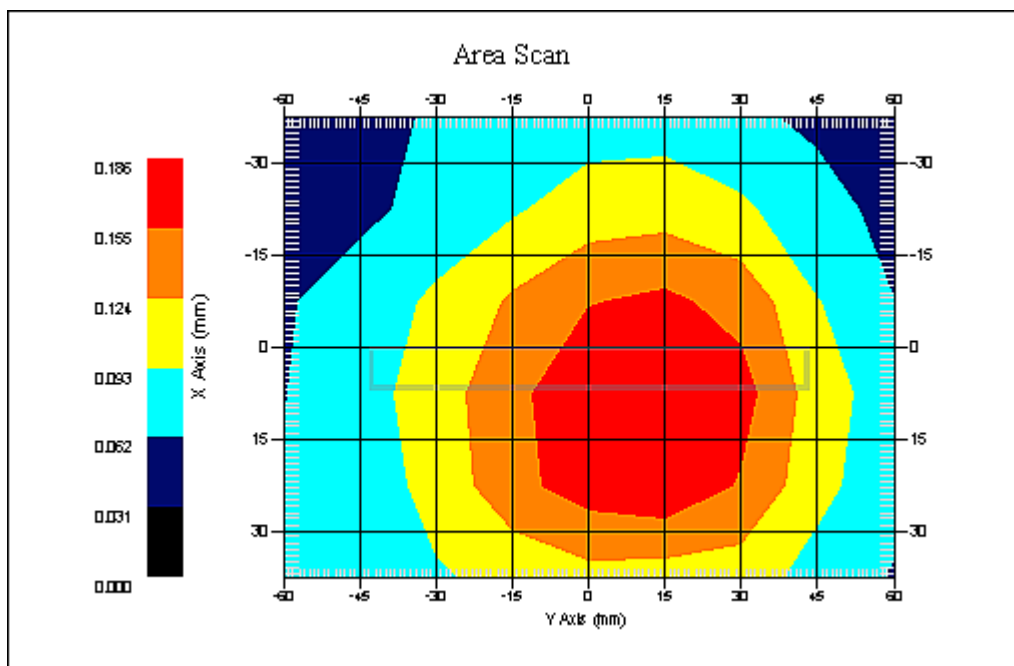
Name : RFEL 217
Model : E020
Type : E-Field Triangle
Serial No. : 217
Last Calib. Date : 17-Jun-2011
Frequency : 750.00 MHz
Duty Cycle Factor: 1
Conversion Factor: 6.3
Probe Sensitivity: 1.20 1.20 1.20 $\mu\text{V}/(\text{V}/\text{m})^2$
Compression Point: 95.00 mV
Offset : 1.56 mm

Measurement Data

Crest Factor : 1
Scan Type : Complete
Tissue Temp. : 20.00 °C
Ambient Temp. : 23.00 °C
Set-up Date : 23-Jul-2011
Set-up Time : 7:10:49 AM
Area Scan : 6x9x1 : Measurement x=15mm, y=15mm, z=4mm
Zoom Scan : 5x5x8 : Measurement x=8mm, y=8mm, z=4mm

Other Data

DUT Position : Side C : RB Size - 25 RB : Offset - 13
Separation : 24 mm
Channel : Mid



1 gram SAR value : 0.143 W/kg
10 gram SAR value : 0.124 W/kg
Area Scan Peak SAR : 0.186 W/kg
Zoom Scan Peak SAR : 0.260 W/kg

SAR Test Report

By Operator : Jay
Measurement Date : 23-Jul-2011
Starting Time : 23-Jul-2011 10:52:34 AM
End Time : 23-Jul-2011 11:11:05 AM
Scanning Time : 1111 secs

Product Data

Device Name : Novatel Wireless
Serial No. : 8044B0FC
Mode : QPSK
Model : MC551
Frequency : 750.00 MHz
Max. Transmit Pwr : 0.25 W
Drift Time : 0 min(s)
Length : 10 mm
Width : 86 mm
Depth : 36 mm
Antenna Type : Internal
Orientation : Side D : RB Size - 25 RB : Offset - 13
Power Drift-Start : 0.175 W/kg
Power Drift-Finish: 0.171 W/kg
Power Drift (%) : -1.790

Phantom Data

Name : APREL-Uni
Type : Uni-Phantom
Size (mm) : 280 x 280 x 200
Serial No. : System Default
Location : Center
Description : Uni-Phantom

Tissue Data

Type : BODY
Serial No. : 782
Frequency : 782.00 MHz
Last Calib. Date : 23-Jul-2011
Temperature : 23.00 °C
Ambient Temp. : 22.00 °C
Humidity : 42.00 RH%
Epsilon : 54.87 F/m
Sigma : 0.98 S/m
Density : 1000.00 kg/cu. m

Probe Data

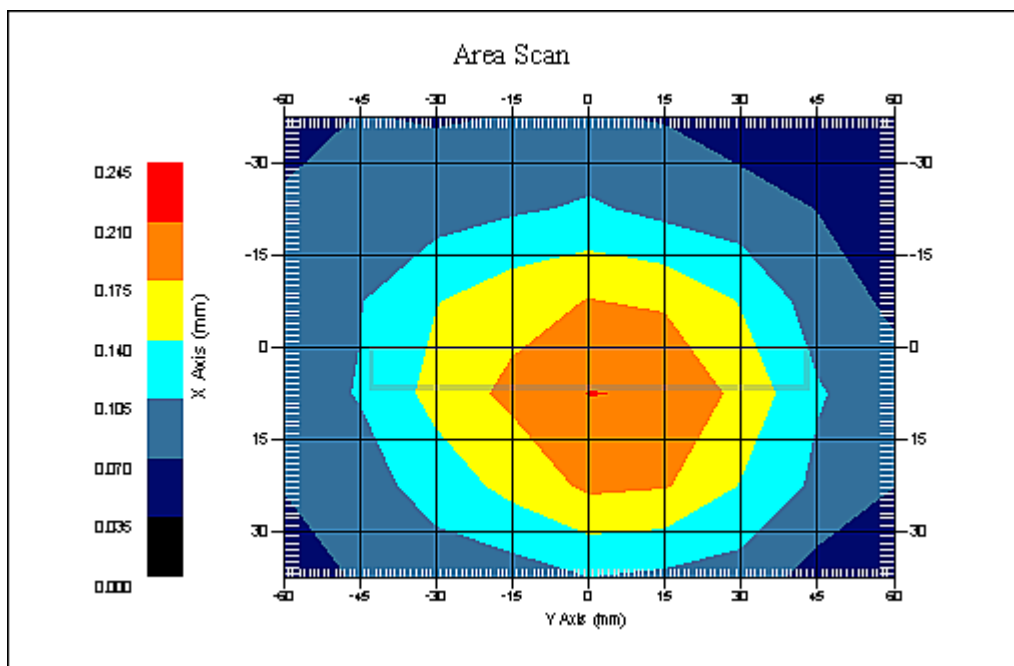
Name : RFEL 217
Model : E020
Type : E-Field Triangle
Serial No. : 217
Last Calib. Date : 17-Jun-2011
Frequency : 750.00 MHz
Duty Cycle Factor: 1
Conversion Factor: 6.3
Probe Sensitivity: 1.20 1.20 1.20 $\mu\text{V}/(\text{V}/\text{m})^2$
Compression Point: 95.00 mV
Offset : 1.56 mm

Measurement Data

Crest Factor : 1
Scan Type : Complete
Tissue Temp. : 20.00 °C
Ambient Temp. : 23.00 °C
Set-up Date : 23-Jul-2011
Set-up Time : 7:10:49 AM
Area Scan : 6x9x1 : Measurement x=15mm, y=15mm, z=4mm
Zoom Scan : 5x5x8 : Measurement x=8mm, y=8mm, z=4mm

Other Data

DUT Position : Side D : RB Size - 25 RB : Offset - 13
Separation : 24 mm
Channel : Mid



1 gram SAR value : 0.161 W/kg
10 gram SAR value : 0.113 W/kg
Area Scan Peak SAR : 0.211 W/kg
Zoom Scan Peak SAR : 0.230 W/kg

SAR Test Report

By Operator : Jay
Measurement Date : 23-Jul-2011
Starting Time : 23-Jul-2011 11:16:49 AM
End Time : 23-Jul-2011 11:33:04 AM
Scanning Time : 975 secs

Product Data

Device Name : Novatel Wireless
Serial No. : 8044B0FC
Mode : QPSK
Model : MC551
Frequency : 750.00 MHz
Max. Transmit Pwr : 0.25 W
Drift Time : 0 min(s)
Length : 10 mm
Width : 36 mm
Depth : 86 mm
Antenna Type : Internal
Orientation : Side E : RB Size - 25 RB : Offset - 13
Power Drift-Start : 0.083 W/kg
Power Drift-Finish: 0.082 W/kg
Power Drift (%) : -1.206

Phantom Data

Name : APREL-Uni
Type : Uni-Phantom
Size (mm) : 280 x 280 x 200
Serial No. : System Default
Location : Center
Description : Uni-Phantom

Tissue Data

Type : BODY
Serial No. : 782
Frequency : 782.00 MHz
Last Calib. Date : 23-Jul-2011
Temperature : 23.00 °C
Ambient Temp. : 22.00 °C
Humidity : 42.00 RH%
Epsilon : 54.87 F/m
Sigma : 0.98 S/m
Density : 1000.00 kg/cu. m

Probe Data

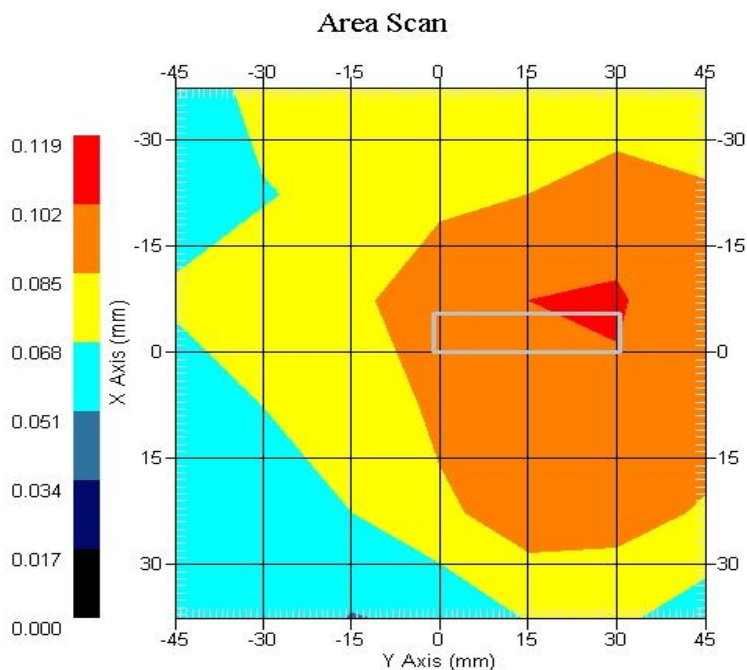
Name : RFEL 217
Model : E020
Type : E-Field Triangle
Serial No. : 217
Last Calib. Date : 17-Jun-2011
Frequency : 750.00 MHz
Duty Cycle Factor: 1
Conversion Factor: 6.3
Probe Sensitivity: 1.20 1.20 1.20 $\mu\text{V}/(\text{V}/\text{m})^2$
Compression Point: 95.00 mV
Offset : 1.56 mm

Measurement Data

Crest Factor : 1
Scan Type : Complete
Tissue Temp. : 20.00 °C
Ambient Temp. : 23.00 °C
Set-up Date : 23-Jul-2011
Set-up Time : 7:10:49 AM
Area Scan : 6x7x1 : Measurement x=15mm, y=15mm, z=4mm
Zoom Scan : 5x5x8 : Measurement x=8mm, y=8mm, z=4mm

Other Data

DUT Position : Side E : RB Size - 25 RB : Offset - 13
Separation : 24 mm
Channel : Mid



1 gram SAR value : 0.104 W/kg
10 gram SAR value : 0.083 W/kg
Area Scan Peak SAR : 0.104 W/kg
Zoom Scan Peak SAR : 0.140 W/kg

SAR Test Report

By Operator : Jay
Measurement Date : 23-Jul-2011
Starting Time : 23-Jul-2011 03:46:15 PM
End Time : 23-Jul-2011 04:02:28 PM
Scanning Time : 973 secs

Product Data

Device Name : Novatel Wireless
Serial No. : 8044B0FC
Mode : QPSK
Model : MC551
Frequency : 750.00 MHz
Max. Transmit Pwr : 0.25 W
Drift Time : 0 min(s)
Length : 10 mm
Width : 36 mm
Depth : 86 mm
Antenna Type : Internal
Orientation : Side F : RB Size - 25 RB : Offset - 13
Power Drift-Start : 0.114 W/kg
Power Drift-Finish: 0.110 W/kg
Power Drift (%) : -3.509

Phantom Data

Name : APREL-Uni
Type : Uni-Phantom
Size (mm) : 280 x 280 x 200
Serial No. : System Default
Location : Center
Description : Uni-Phantom

Tissue Data

Type : BODY
Serial No. : 782
Frequency : 782.00 MHz
Last Calib. Date : 23-Jul-2011
Temperature : 23.00 °C
Ambient Temp. : 22.00 °C
Humidity : 42.00 RH%
Epsilon : 54.87 F/m
Sigma : 0.98 S/m
Density : 1000.00 kg/cu. m

Probe Data

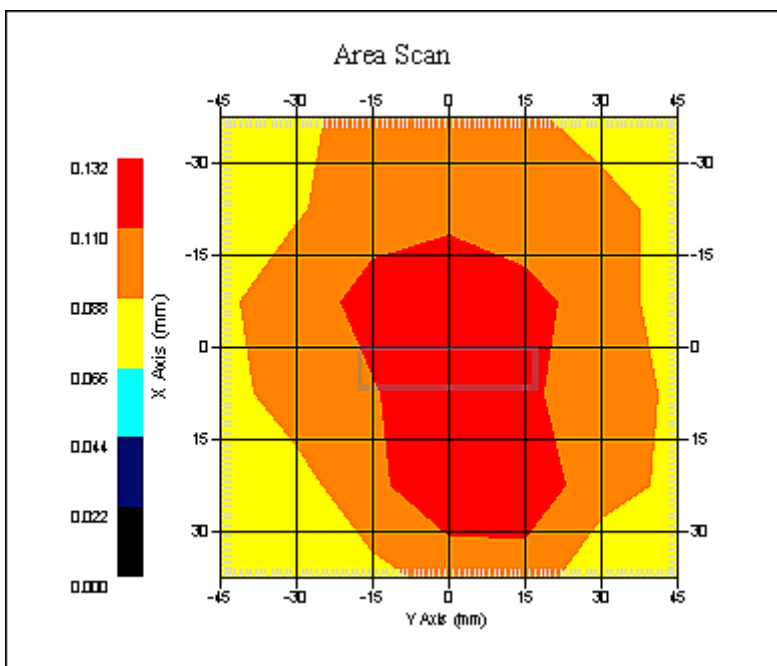
Name : RFEL 217
Model : E020
Type : E-Field Triangle
Serial No. : 217
Last Calib. Date : 17-Jun-2011
Frequency : 750.00 MHz
Duty Cycle Factor: 1
Conversion Factor: 6.3
Probe Sensitivity: 1.20 1.20 1.20 $\mu\text{V}/(\text{V}/\text{m})^2$
Compression Point: 95.00 mV
Offset : 1.56 mm

Measurement Data

Crest Factor : 1
Scan Type : Complete
Tissue Temp. : 20.00 °C
Ambient Temp. : 23.00 °C
Set-up Date : 23-Jul-2011
Set-up Time : 11:49:25 AM
Area Scan : 6x7x1 : Measurement x=15mm, y=15mm, z=4mm
Zoom Scan : 5x5x8 : Measurement x=8mm, y=8mm, z=4mm

Other Data

DUT Position : Side F : RB Size - 25 RB : Offset - 13
Separation : 24 mm
Channel : Mid



1 gram SAR value : 0.116 W/kg
10 gram SAR value : 0.096 W/kg
Area Scan Peak SAR : 0.131 W/kg
Zoom Scan Peak SAR : 0.140 W/kg

SAR Test Report

By Operator : Jay
Measurement Date : 22-Jul-2011
Starting Time : 22-Jul-2011 05:38:59 PM
End Time : 22-Jul-2011 05:59:13 PM
Scanning Time : 1214 secs

Product Data

Device Name : Novatel Wireless
Serial No. : 8044B0FC
Mode : QPSK
Model : MC551
Frequency : 750.00 MHz
Max. Transmit Pwr : 0.25 W
Drift Time : 0 min(s)
Length : 36 mm
Width : 86 mm
Depth : 10 mm
Antenna Type : Internal
Orientation : Side A : RB Size - 1 RB : Offset - 49
Power Drift-Start : 0.121 W/kg
Power Drift-Finish: 0.121 W/kg
Power Drift (%) : -0.132

Phantom Data

Name : APREL-Uni
Type : Uni-Phantom
Size (mm) : 280 x 280 x 200
Serial No. : System Default
Location : Center
Description : Uni-Phantom

Tissue Data

Type : BODY
Serial No. : 782
Frequency : 782.00 MHz
Last Calib. Date : 22-Jul-2011
Temperature : 23.00 °C
Ambient Temp. : 22.00 °C
Humidity : 42.00 RH%
Epsilon : 54.98 F/m
Sigma : 0.99 S/m
Density : 1000.00 kg/cu. m

Probe Data

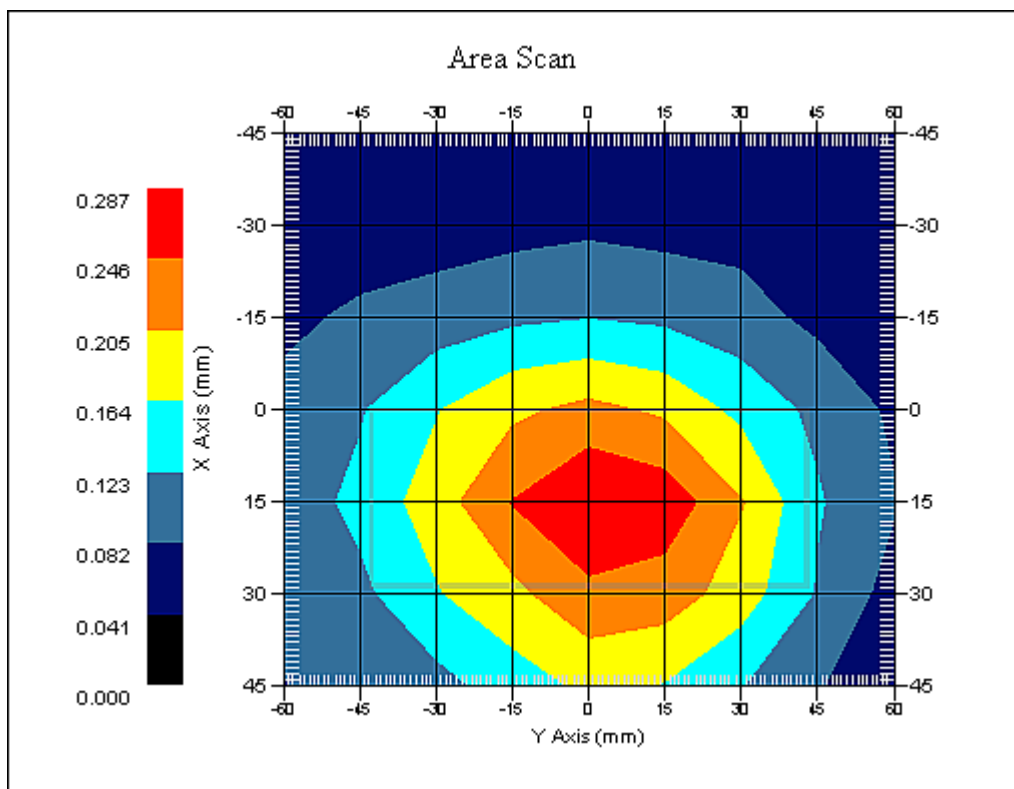
Name : RFEL 217
Model : E020
Type : E-Field Triangle
Serial No. : 217
Last Calib. Date : 17-Jun-2011
Frequency : 750.00 MHz
Duty Cycle Factor: 1
Conversion Factor: 6.3
Probe Sensitivity: 1.20 1.20 1.20 $\mu\text{V}/(\text{V}/\text{m})^2$
Compression Point: 95.00 mV
Offset : 1.56 mm

Measurement Data

Crest Factor : 1
Scan Type : Complete
Tissue Temp. : 20.00 °C
Ambient Temp. : 23.00 °C
Set-up Date : 22-Jul-2011
Set-up Time : 12:35:22 PM
Area Scan : 7x9x1 : Measurement x=15mm, y=15mm, z=4mm
Zoom Scan : 5x5x8 : Measurement x=8mm, y=8mm, z=4mm

Other Data

DUT Position : Side A : RB Size - 1 RB : Offset - 49
Separation : 24 mm
Channel : Mid



1 gram SAR value : 0.273 W/kg
10 gram SAR value : 0.199 W/kg
Area Scan Peak SAR : 0.287 W/kg
Zoom Scan Peak SAR : 0.340 W/kg

SAR Test Report

By Operator : Jay
Measurement Date : 22-Jul-2011
Starting Time : 22-Jul-2011 09:10:17 PM
End Time : 22-Jul-2011 09:30:36 PM
Scanning Time : 1219 secs

Product Data

Device Name : Novatel Wireless
Serial No. : 8044B0FC
Mode : QPSK
Model : MC551
Frequency : 750.00 MHz
Max. Transmit Pwr : 0.25 W
Drift Time : 0 min(s)
Length : 36 mm
Width : 86 mm
Depth : 10 mm
Antenna Type : Internal
Orientation : Side B : RB Size - 1 RB : Offset - 49
Power Drift-Start : 0.191 W/kg
Power Drift-Finish: 0.191 W/kg
Power Drift (%) : -0.022

Phantom Data

Name : APREL-Uni
Type : Uni-Phantom
Size (mm) : 280 x 280 x 200
Serial No. : System Default
Location : Center
Description : Uni-Phantom

Tissue Data

Type : BODY
Serial No. : 782
Frequency : 782.00 MHz
Last Calib. Date : 22-Jul-2011
Temperature : 23.00 °C
Ambient Temp. : 22.00 °C
Humidity : 42.00 RH%
Epsilon : 54.98 F/m
Sigma : 0.99 S/m
Density : 1000.00 kg/cu. m

Probe Data

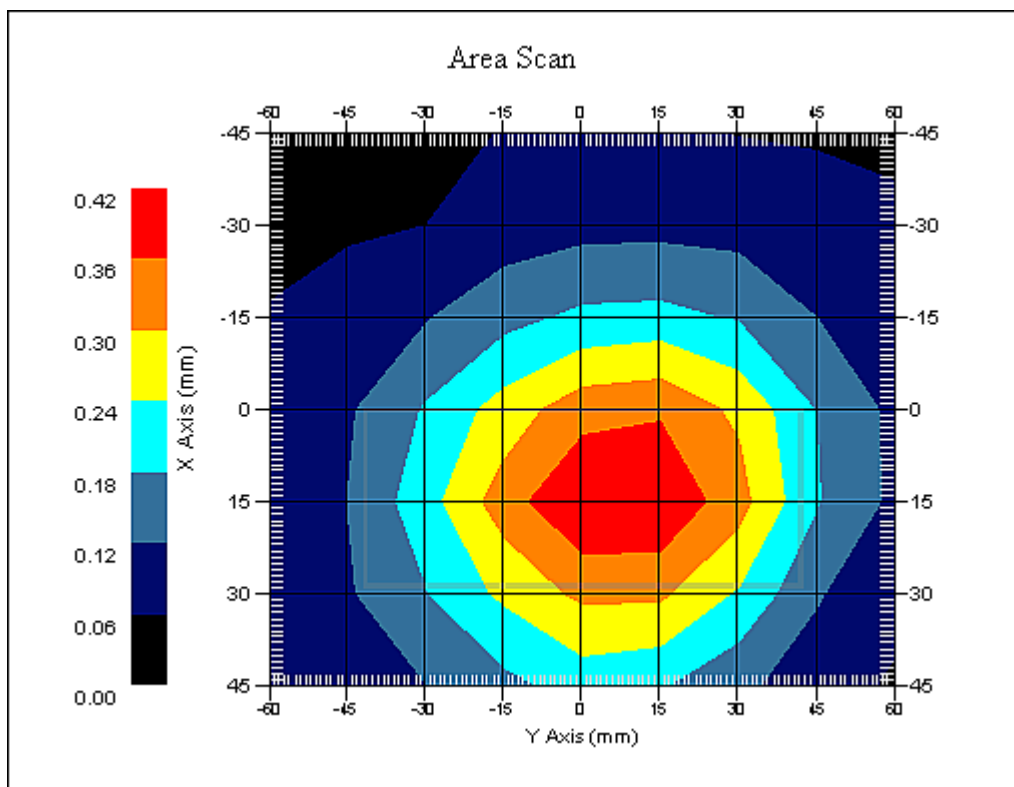
Name : RFEL 217
Model : E020
Type : E-Field Triangle
Serial No. : 217
Last Calib. Date : 17-Jun-2011
Frequency : 750.00 MHz
Duty Cycle Factor: 1
Conversion Factor: 6.3
Probe Sensitivity: 1.20 1.20 1.20 $\mu\text{V}/(\text{V}/\text{m})^2$
Compression Point: 95.00 mV
Offset : 1.56 mm

Measurement Data

Crest Factor : 1
Scan Type : Complete
Tissue Temp. : 20.00 °C
Ambient Temp. : 23.00 °C
Set-up Date : 22-Jul-2011
Set-up Time : 12:35:22 PM
Area Scan : 7x9x1 : Measurement x=15mm, y=15mm, z=4mm
Zoom Scan : 5x5x8 : Measurement x=8mm, y=8mm, z=4mm

Other Data

DUT Position : Side B : RB Size - 1 RB : Offset - 49
Separation : 24 mm
Channel : Mid



1 gram SAR value : 0.389 W/kg
10 gram SAR value : 0.292 W/kg
Area Scan Peak SAR : 0.420 W/kg
Zoom Scan Peak SAR : 0.550 W/kg

SAR Test Report

By Operator : Jay
Measurement Date : 23-Jul-2011
Starting Time : 23-Jul-2011 07:32:11 AM
End Time : 23-Jul-2011 07:50:31 AM
Scanning Time : 1100 secs

Product Data

Device Name : Novatel Wireless
Serial No. : 8044B0FC
Mode : QPSK
Model : MC551
Frequency : 750.00 MHz
Max. Transmit Pwr : 0.25 W
Drift Time : 0 min(s)
Length : 10 mm
Width : 86 mm
Depth : 36 mm
Antenna Type : Internal
Orientation : Side C : RB Size - 1 RB : Offset - 49
Power Drift-Start : 0.145 W/kg
Power Drift-Finish: 0.143 W/kg
Power Drift (%) : -1.342

Phantom Data

Name : APREL-Uni
Type : Uni-Phantom
Size (mm) : 280 x 280 x 200
Serial No. : System Default
Location : Center
Description : Uni-Phantom

Tissue Data

Type : BODY
Serial No. : 782
Frequency : 782.00 MHz
Last Calib. Date : 23-Jul-2011
Temperature : 23.00 °C
Ambient Temp. : 22.00 °C
Humidity : 42.00 RH%
Epsilon : 54.87 F/m
Sigma : 0.98 S/m
Density : 1000.00 kg/cu. m

Probe Data

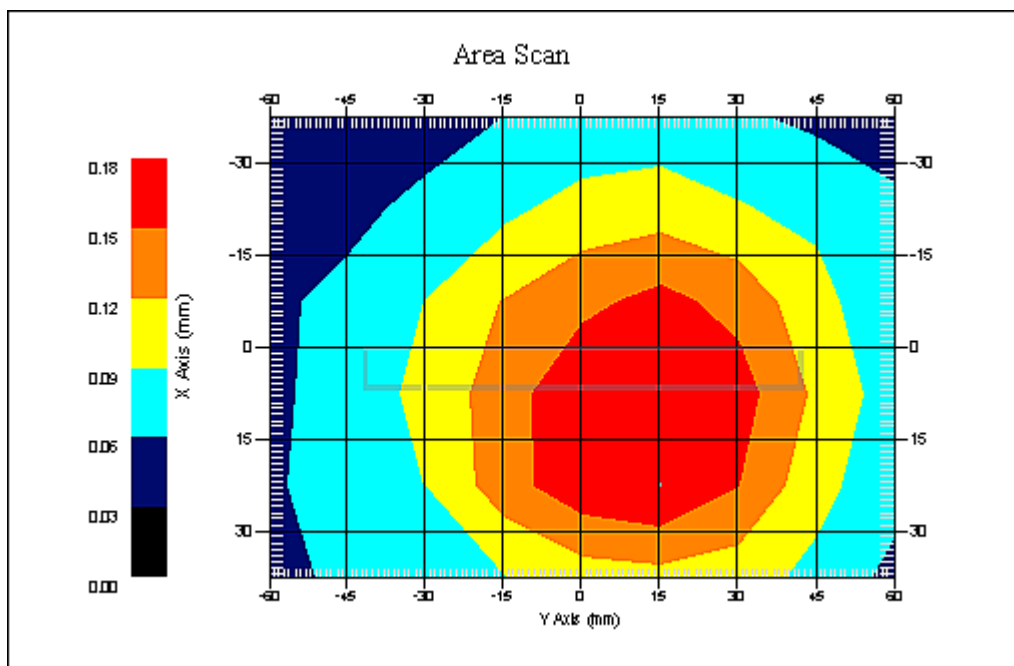
Name : RFEL 217
Model : E020
Type : E-Field Triangle
Serial No. : 217
Last Calib. Date : 17-Jun-2011
Frequency : 750.00 MHz
Duty Cycle Factor: 1
Conversion Factor: 6.3
Probe Sensitivity: 1.20 1.20 1.20 $\mu\text{V}/(\text{V}/\text{m})^2$
Compression Point: 95.00 mV
Offset : 1.56 mm

Measurement Data

Crest Factor : 1
Scan Type : Complete
Tissue Temp. : 20.00 °C
Ambient Temp. : 23.00 °C
Set-up Date : 23-Jul-2011
Set-up Time : 7:10:49 AM
Area Scan : 6x9x1 : Measurement x=15mm, y=15mm, z=4mm
Zoom Scan : 5x5x8 : Measurement x=8mm, y=8mm, z=4mm

Other Data

DUT Position : Side C : RB Size - 1 RB : Offset - 49
Separation : 24 mm
Channel : Mid



1 gram SAR value : 0.183 W/kg
10 gram SAR value : 0.147 W/kg
Area Scan Peak SAR : 0.180 W/kg
Zoom Scan Peak SAR : 0.220 W/kg

SAR Test Report

By Operator : Jay
Measurement Date : 23-Jul-2011
Starting Time : 23-Jul-2011 10:32:55 AM
End Time : 23-Jul-2011 10:51:18 AM
Scanning Time : 1103 secs

Product Data

Device Name : Novatel Wireless
Serial No. : 8044B0FC
Mode : QPSK
Model : MC551
Frequency : 750.00 MHz
Max. Transmit Pwr : 0.25 W
Drift Time : 0 min(s)
Length : 10 mm
Width : 86 mm
Depth : 36 mm
Antenna Type : Internal
Orientation : Side D : RB Size - 1 RB : Offset - 49
Power Drift-Start : 0.158 W/kg
Power Drift-Finish: 0.162 W/kg
Power Drift (%) : 2.158

Phantom Data

Name : APREL-Uni
Type : Uni-Phantom
Size (mm) : 280 x 280 x 200
Serial No. : System Default
Location : Center
Description : Uni-Phantom

Tissue Data

Type : BODY
Serial No. : 782
Frequency : 782.00 MHz
Last Calib. Date : 23-Jul-2011
Temperature : 23.00 °C
Ambient Temp. : 22.00 °C
Humidity : 42.00 RH%
Epsilon : 54.87 F/m
Sigma : 0.98 S/m
Density : 1000.00 kg/cu. m

Probe Data

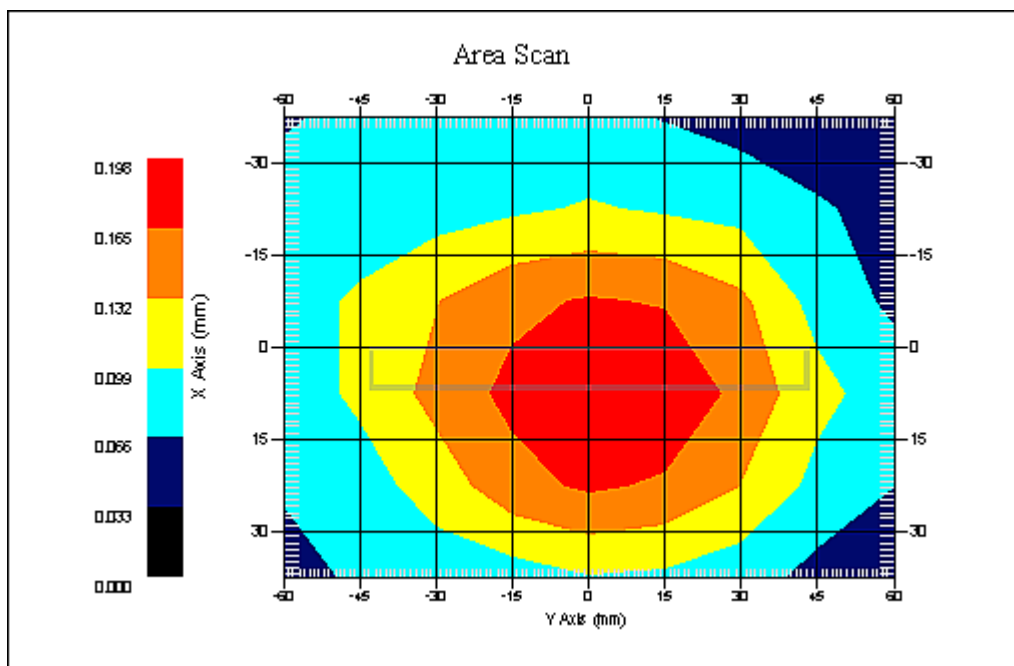
Name : RFEL 217
Model : E020
Type : E-Field Triangle
Serial No. : 217
Last Calib. Date : 17-Jun-2011
Frequency : 750.00 MHz
Duty Cycle Factor: 1
Conversion Factor: 6.3
Probe Sensitivity: 1.20 1.20 1.20 $\mu\text{V}/(\text{V}/\text{m})^2$
Compression Point: 95.00 mV
Offset : 1.56 mm

Measurement Data

Crest Factor : 1
Scan Type : Complete
Tissue Temp. : 20.00 °C
Ambient Temp. : 23.00 °C
Set-up Date : 23-Jul-2011
Set-up Time : 7:10:49 AM
Area Scan : 6x9x1 : Measurement x=15mm, y=15mm, z=4mm
Zoom Scan : 5x5x8 : Measurement x=8mm, y=8mm, z=4mm

Other Data

DUT Position : Side D : RB Size - 1 RB : Offset - 49
Separation : 24 mm
Channel : Mid



1 gram SAR value : 0.197 W/kg
10 gram SAR value : 0.153 W/kg
Area Scan Peak SAR : 0.197 W/kg
Zoom Scan Peak SAR : 0.250 W/kg

SAR Test Report

By Operator : Jay
Measurement Date : 23-Jul-2011
Starting Time : 23-Jul-2011 11:49:34 AM
End Time : 23-Jul-2011 12:05:56 PM
Scanning Time : 982 secs

Product Data

Device Name : Novatel Wireless
Serial No. : 8044B0FC
Mode : QPSK
Model : MC551
Frequency : 750.00 MHz
Max. Transmit Pwr : 0.25 W
Drift Time : 0 min(s)
Length : 10 mm
Width : 36 mm
Depth : 86 mm
Antenna Type : Internal
Orientation : Side E : RB Size - 1 RB : Offset - 49
Power Drift-Start : 0.090 W/kg
Power Drift-Finish: 0.086 W/kg
Power Drift (%) : -4.549

Phantom Data

Name : APREL-Uni
Type : Uni-Phantom
Size (mm) : 280 x 280 x 200
Serial No. : System Default
Location : Center
Description : Uni-Phantom

Tissue Data

Type : BODY
Serial No. : 782
Frequency : 782.00 MHz
Last Calib. Date : 23-Jul-2011
Temperature : 23.00 °C
Ambient Temp. : 22.00 °C
Humidity : 42.00 RH%
Epsilon : 54.87 F/m
Sigma : 0.98 S/m
Density : 1000.00 kg/cu. m

Probe Data

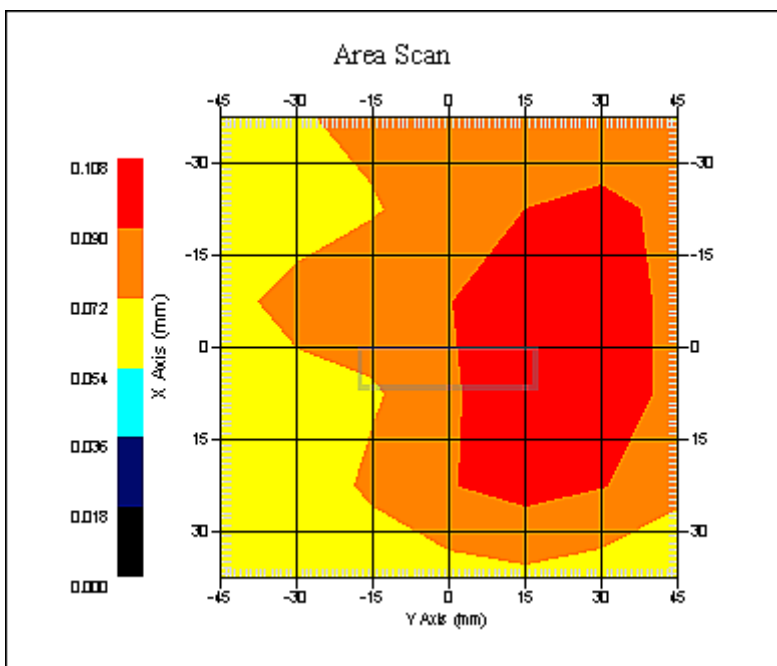
Name : RFEL 217
Model : E020
Type : E-Field Triangle
Serial No. : 217
Last Calib. Date : 17-Jun-2011
Frequency : 750.00 MHz
Duty Cycle Factor: 1
Conversion Factor: 6.3
Probe Sensitivity: 1.20 1.20 1.20 $\mu\text{V}/(\text{V}/\text{m})^2$
Compression Point: 95.00 mV
Offset : 1.56 mm

Measurement Data

Crest Factor : 1
Scan Type : Complete
Tissue Temp. : 20.00 °C
Ambient Temp. : 23.00 °C
Set-up Date : 23-Jul-2011
Set-up Time : 11:49:25 AM
Area Scan : 6x7x1 : Measurement x=15mm, y=15mm, z=4mm
Zoom Scan : 5x5x8 : Measurement x=8mm, y=8mm, z=4mm

Other Data

DUT Position : Side E : RB Size - 1 RB : Offset - 49
Separation : 24 mm
Channel : Mid



1 gram SAR value : 0.107 W/kg
10 gram SAR value : 0.080 W/kg
Area Scan Peak SAR : 0.106 W/kg
Zoom Scan Peak SAR : 0.140 W/kg

SAR Test Report

By Operator : Jay
Measurement Date : 23-Jul-2011
Starting Time : 23-Jul-2011 03:28:10 PM
End Time : 23-Jul-2011 03:44:18 PM
Scanning Time : 968 secs

Product Data

Device Name : Novatel Wireless
Serial No. : 8044B0FC
Mode : QPSK
Model : MC551
Frequency : 750.00 MHz
Max. Transmit Pwr : 0.25 W
Drift Time : 0 min(s)
Length : 10 mm
Width : 36 mm
Depth : 86 mm
Antenna Type : Internal
Orientation : Side F : RB Size - 1 RB : Offset - 49
Power Drift-Start : 0.114 W/kg
Power Drift-Finish: 0.111 W/kg
Power Drift (%) : -2.636

Phantom Data

Name : APREL-Uni
Type : Uni-Phantom
Size (mm) : 280 x 280 x 200
Serial No. : System Default
Location : Center
Description : Uni-Phantom

Tissue Data

Type : BODY
Serial No. : 782
Frequency : 782.00 MHz
Last Calib. Date : 23-Jul-2011
Temperature : 23.00 °C
Ambient Temp. : 22.00 °C
Humidity : 42.00 RH%
Epsilon : 54.87 F/m
Sigma : 0.98 S/m
Density : 1000.00 kg/cu. m

Probe Data

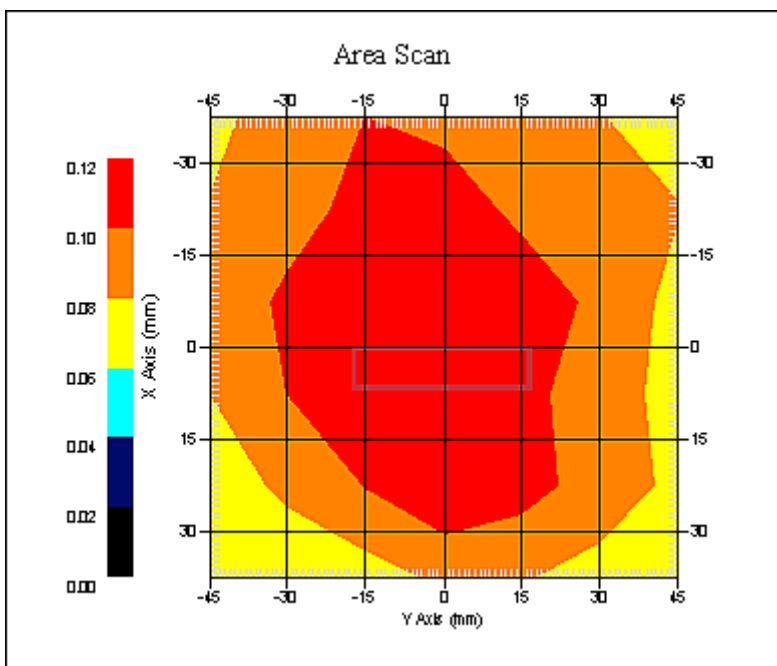
Name : RFEL 217
Model : E020
Type : E-Field Triangle
Serial No. : 217
Last Calib. Date : 17-Jun-2011
Frequency : 750.00 MHz
Duty Cycle Factor: 1
Conversion Factor: 6.3
Probe Sensitivity: 1.20 1.20 1.20 $\mu\text{V}/(\text{V}/\text{m})^2$
Compression Point: 95.00 mV
Offset : 1.56 mm

Measurement Data

Crest Factor : 1
Scan Type : Complete
Tissue Temp. : 20.00 °C
Ambient Temp. : 23.00 °C
Set-up Date : 23-Jul-2011
Set-up Time : 11:49:25 AM
Area Scan : 6x7x1 : Measurement x=15mm, y=15mm, z=4mm
Zoom Scan : 5x5x8 : Measurement x=8mm, y=8mm, z=4mm

Other Data

DUT Position : Side F : RB Size - 1 RB : Offset - 49
Separation : 24 mm
Channel : Mid



1 gram SAR value : 0.122 W/kg
10 gram SAR value : 0.100 W/kg
Area Scan Peak SAR : 0.119 W/kg
Zoom Scan Peak SAR : 0.150 W/kg

SAR Test Report

By Operator : Jay
Measurement Date : 22-Jul-2011
Starting Time : 22-Jul-2011 06:00:51 PM
End Time : 22-Jul-2011 06:21:03 PM
Scanning Time : 1212 secs

Product Data

Device Name : Novatel Wireless
Serial No. : 8044B0FC
Mode : QPSK
Model : MC551
Frequency : 750.00 MHz
Max. Transmit Pwr : 0.25 W
Drift Time : 0 min(s)
Length : 36 mm
Width : 86 mm
Depth : 10 mm
Antenna Type : Internal
Orientation : Side A : RB Size - 1 RB : Offset - 0
Power Drift-Start : 0.110 W/kg
Power Drift-Finish: 0.114 W/kg
Power Drift (%) : 3.634

Phantom Data

Name : APREL-Uni
Type : Uni-Phantom
Size (mm) : 280 x 280 x 200
Serial No. : System Default
Location : Center
Description : Uni-Phantom

Tissue Data

Type : BODY
Serial No. : 782
Frequency : 782.00 MHz
Last Calib. Date : 22-Jul-2011
Temperature : 23.00 °C
Ambient Temp. : 22.00 °C
Humidity : 42.00 RH%
Epsilon : 54.98 F/m
Sigma : 0.99 S/m
Density : 1000.00 kg/cu. m

Probe Data

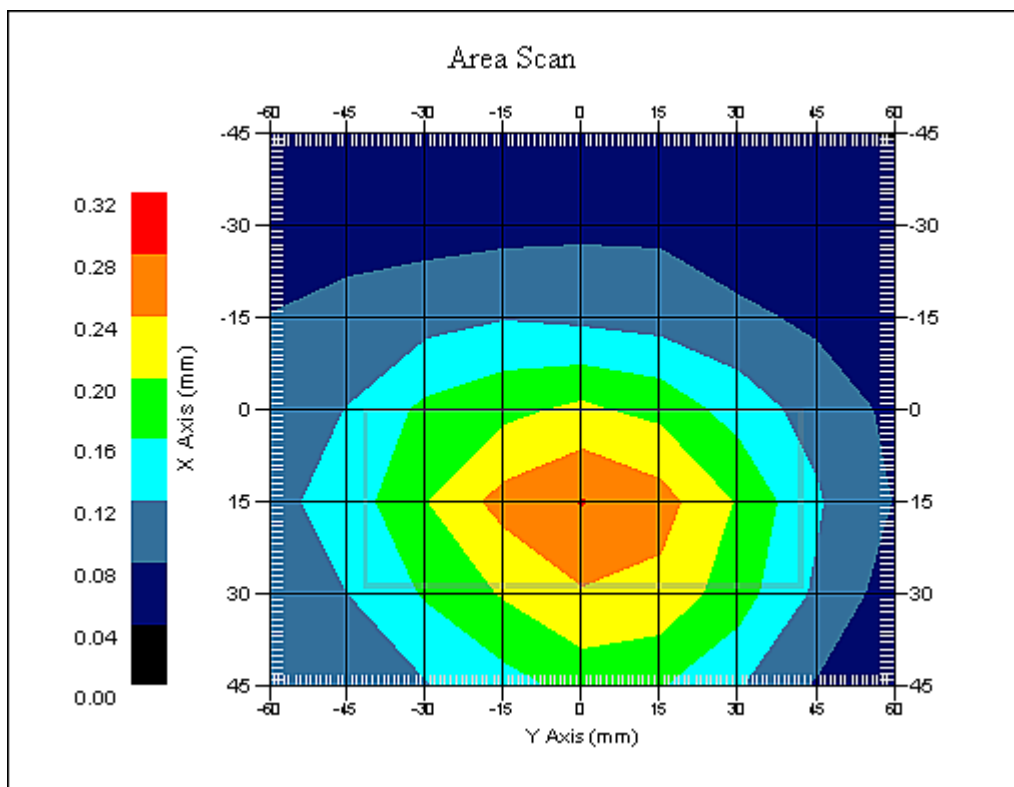
Name : RFEL 217
Model : E020
Type : E-Field Triangle
Serial No. : 217
Last Calib. Date : 17-Jun-2011
Frequency : 750.00 MHz
Duty Cycle Factor: 1
Conversion Factor: 6.3
Probe Sensitivity: 1.20 1.20 1.20 $\mu\text{V}/(\text{V}/\text{m})^2$
Compression Point: 95.00 mV
Offset : 1.56 mm

Measurement Data

Crest Factor : 1
Scan Type : Complete
Tissue Temp. : 20.00 °C
Ambient Temp. : 23.00 °C
Set-up Date : 22-Jul-2011
Set-up Time : 12:35:22 PM
Area Scan : 7x9x1 : Measurement x=15mm, y=15mm, z=4mm
Zoom Scan : 5x5x8 : Measurement x=8mm, y=8mm, z=4mm

Other Data

DUT Position : Side A : RB Size - 1 RB : Offset - 0
Separation : 24 mm
Channel : Mid



1 gram SAR value : 0.273 W/kg
10 gram SAR value : 0.202 W/kg
Area Scan Peak SAR : 0.282 W/kg
Zoom Scan Peak SAR : 0.360 W/kg

SAR Test Report

By Operator : Jay
Measurement Date : 22-Jul-2011
Starting Time : 22-Jul-2011 08:48:06 PM
End Time : 22-Jul-2011 09:08:24 PM
Scanning Time : 1218 secs

Product Data

Device Name : Novatel Wireless
Serial No. : 8044B0FC
Mode : QPSK
Model : MC551
Frequency : 750.00 MHz
Max. Transmit Pwr : 0.25 W
Drift Time : 0 min(s)
Length : 36 mm
Width : 86 mm
Depth : 10 mm
Antenna Type : Internal
Orientation : Side B : RB Size - 1 RB : Offset - 0
Power Drift-Start : 0.205 W/kg
Power Drift-Finish: 0.205 W/kg
Power Drift (%) : 0.129

Phantom Data

Name : APREL-Uni
Type : Uni-Phantom
Size (mm) : 280 x 280 x 200
Serial No. : System Default
Location : Center
Description : Uni-Phantom

Tissue Data

Type : BODY
Serial No. : 782
Frequency : 782.00 MHz
Last Calib. Date : 22-Jul-2011
Temperature : 23.00 °C
Ambient Temp. : 22.00 °C
Humidity : 42.00 RH%
Epsilon : 54.98 F/m
Sigma : 0.99 S/m
Density : 1000.00 kg/cu. m

Probe Data

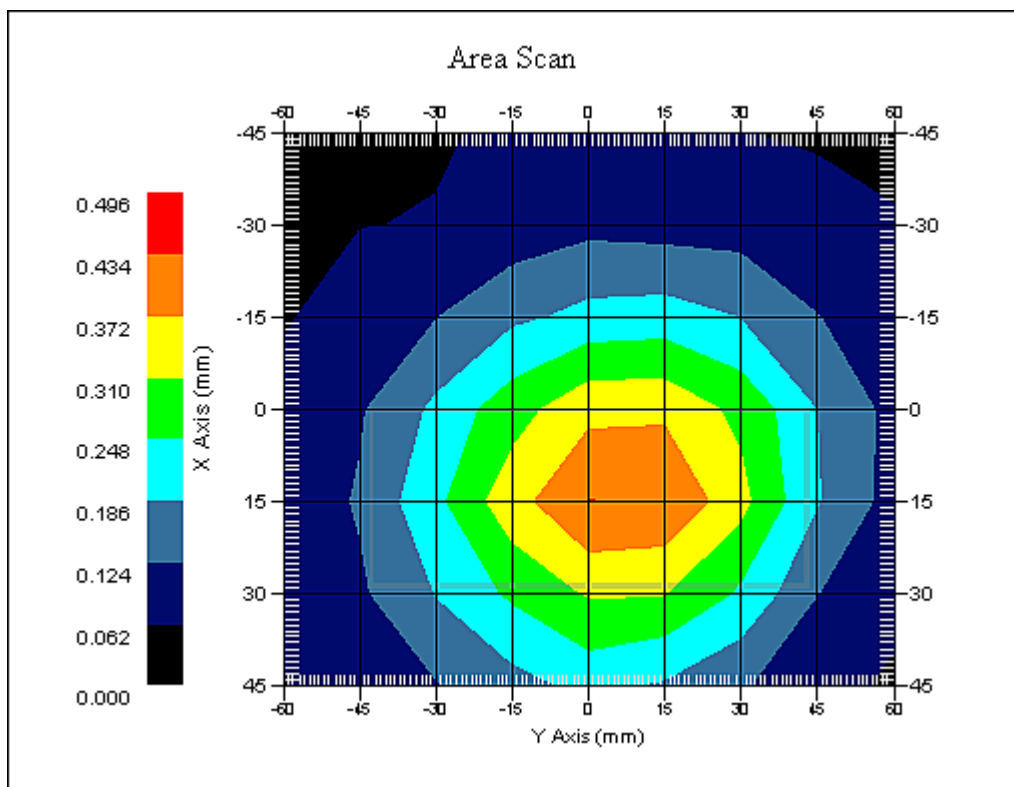
Name : RFEL 217
Model : E020
Type : E-Field Triangle
Serial No. : 217
Last Calib. Date : 17-Jun-2011
Frequency : 750.00 MHz
Duty Cycle Factor: 1
Conversion Factor: 6.3
Probe Sensitivity: 1.20 1.20 1.20 $\mu\text{V}/(\text{V}/\text{m})^2$
Compression Point: 95.00 mV
Offset : 1.56 mm

Measurement Data

Crest Factor : 1
Scan Type : Complete
Tissue Temp. : 20.00 °C
Ambient Temp. : 23.00 °C
Set-up Date : 22-Jul-2011
Set-up Time : 12:35:22 PM
Area Scan : 7x9x1 : Measurement x=15mm, y=15mm, z=4mm
Zoom Scan : 5x5x8 : Measurement x=8mm, y=8mm, z=4mm

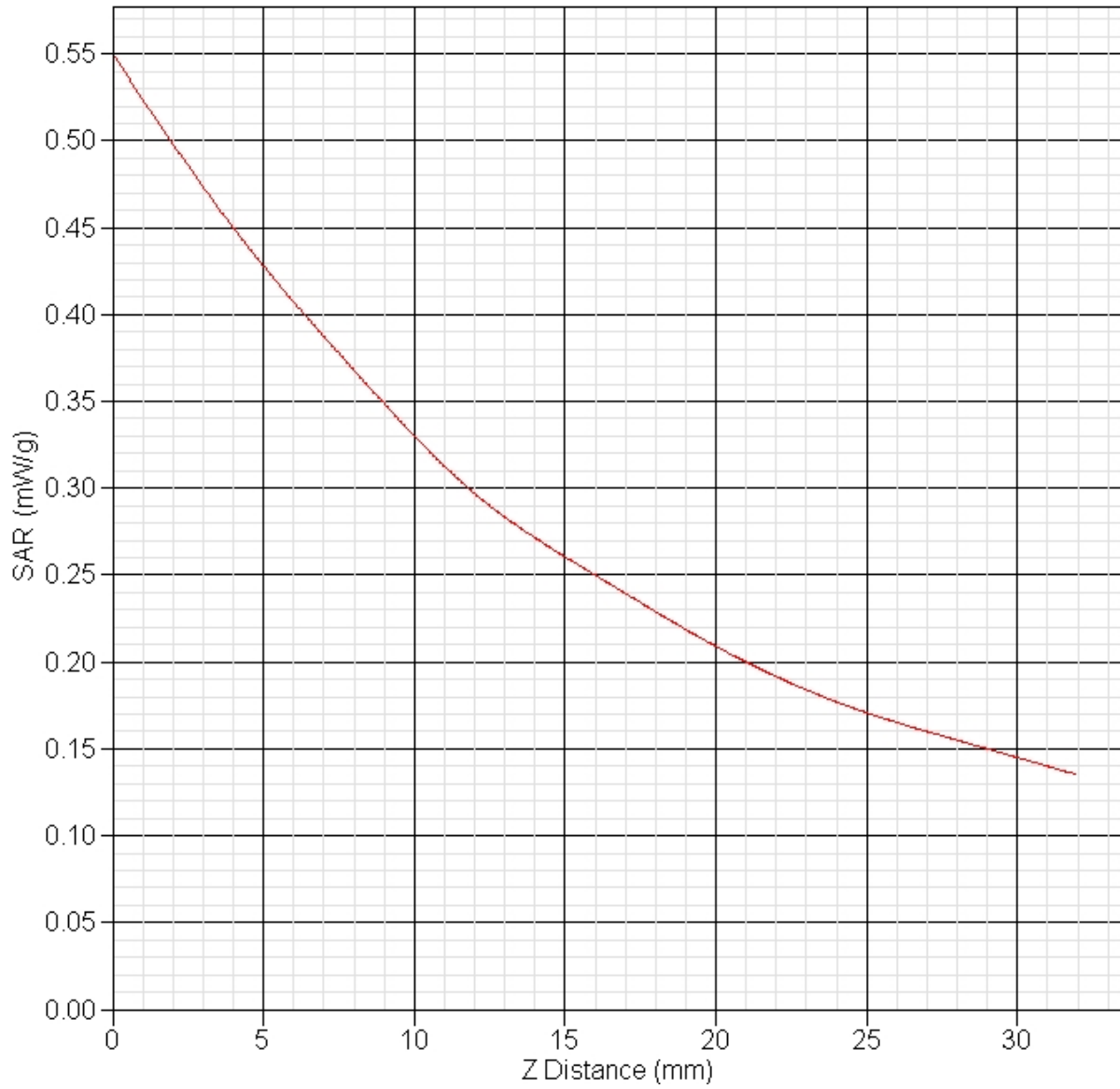
Other Data

DUT Position : Side B : RB Size - 1 RB : Offset - 0
Separation : 24 mm
Channel : Mid



1 gram SAR value : 0.394 W/kg
10 gram SAR value : 0.301 W/kg
Area Scan Peak SAR : 0.435 W/kg
Zoom Scan Peak SAR : 0.550 W/kg

SAR-Z Axis
at Hotspot x:30.14 y:8.05



SAR Test Report

By Operator : Jay
Measurement Date : 23-Jul-2011
Starting Time : 23-Jul-2011 07:52:04 AM
End Time : 23-Jul-2011 08:10:36 AM
Scanning Time : 1112 secs

Product Data

Device Name : Novatel Wireless
Serial No. : 8044B0FC
Mode : QPSK
Model : MC551
Frequency : 750.00 MHz
Max. Transmit Pwr : 0.25 W
Drift Time : 0 min(s)
Length : 10 mm
Width : 86 mm
Depth : 36 mm
Antenna Type : Internal
Orientation : Side C : RB Size - 1 RB : Offset - 0
Power Drift-Start : 0.135 W/kg
Power Drift-Finish: 0.138 W/kg
Power Drift (%) : 2.382

Phantom Data

Name : APREL-Uni
Type : Uni-Phantom
Size (mm) : 280 x 280 x 200
Serial No. : System Default
Location : Center
Description : Uni-Phantom

Tissue Data

Type : BODY
Serial No. : 782
Frequency : 782.00 MHz
Last Calib. Date : 23-Jul-2011
Temperature : 23.00 °C
Ambient Temp. : 22.00 °C
Humidity : 42.00 RH%
Epsilon : 54.87 F/m
Sigma : 0.98 S/m
Density : 1000.00 kg/cu. m

Probe Data

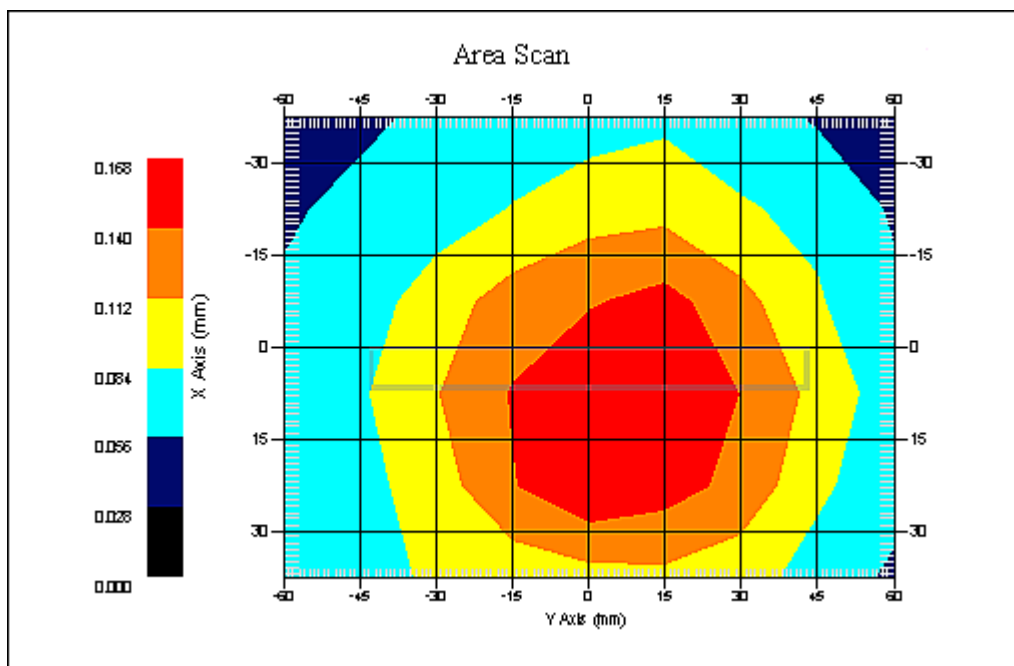
Name : RFEL 217
Model : E020
Type : E-Field Triangle
Serial No. : 217
Last Calib. Date : 17-Jun-2011
Frequency : 750.00 MHz
Duty Cycle Factor: 1
Conversion Factor: 6.3
Probe Sensitivity: 1.20 1.20 1.20 $\mu\text{V}/(\text{V}/\text{m})^2$
Compression Point: 95.00 mV
Offset : 1.56 mm

Measurement Data

Crest Factor : 1
Scan Type : Complete
Tissue Temp. : 20.00 °C
Ambient Temp. : 23.00 °C
Set-up Date : 23-Jul-2011
Set-up Time : 7:10:49 AM
Area Scan : 6x9x1 : Measurement x=15mm, y=15mm, z=4mm
Zoom Scan : 5x5x8 : Measurement x=8mm, y=8mm, z=4mm

Other Data

DUT Position : Side C : RB Size - 1 RB : Offset - 0
Separation : 24 mm
Channel : Mid



1 gram SAR value : 0.165 W/kg
10 gram SAR value : 0.132 W/kg
Area Scan Peak SAR : 0.165 W/kg
Zoom Scan Peak SAR : 0.190 W/kg

SAR Test Report

By Operator : Jay
Measurement Date : 23-Jul-2011
Starting Time : 23-Jul-2011 10:12:54 AM
End Time : 23-Jul-2011 10:31:24 AM
Scanning Time : 1110 secs

Product Data

Device Name : Novatel Wireless
Serial No. : 8044B0FC
Mode : QPSK
Model : MC551
Frequency : 750.00 MHz
Max. Transmit Pwr : 0.25 W
Drift Time : 0 min(s)
Length : 10 mm
Width : 86 mm
Depth : 36 mm
Antenna Type : Internal
Orientation : Side D : RB Size - 1 RB : Offset - 0
Power Drift-Start : 0.169 W/kg
Power Drift-Finish: 0.167 W/kg
Power Drift (%) : -0.709

Phantom Data

Name : APREL-Uni
Type : Uni-Phantom
Size (mm) : 280 x 280 x 200
Serial No. : System Default
Location : Center
Description : Uni-Phantom

Tissue Data

Type : BODY
Serial No. : 782
Frequency : 782.00 MHz
Last Calib. Date : 23-Jul-2011
Temperature : 23.00 °C
Ambient Temp. : 22.00 °C
Humidity : 42.00 RH%
Epsilon : 54.87 F/m
Sigma : 0.98 S/m
Density : 1000.00 kg/cu. m

Probe Data

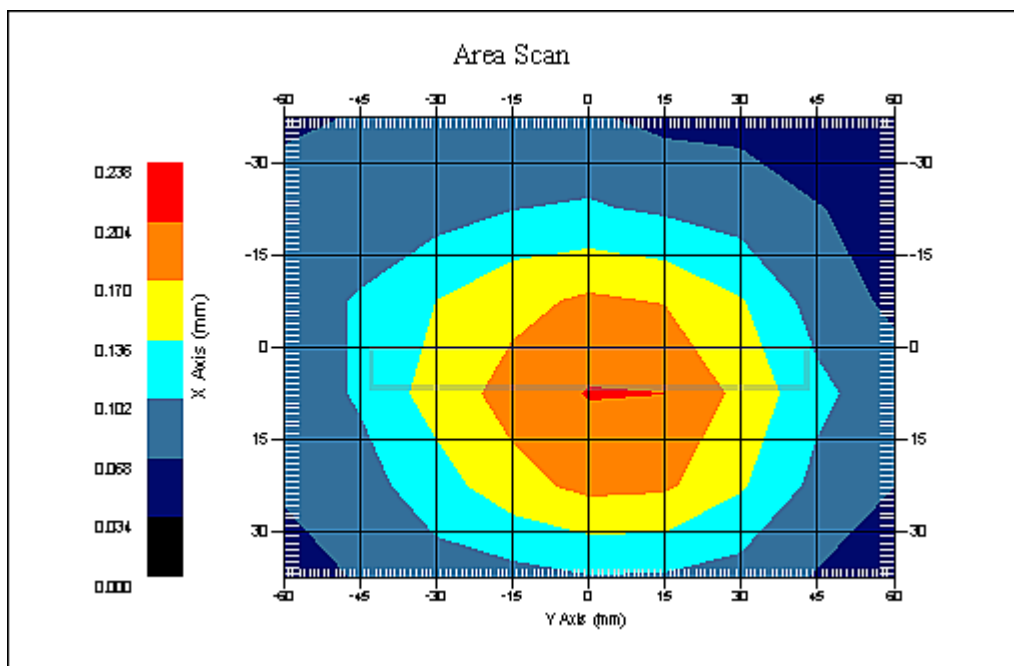
Name : RFEL 217
Model : E020
Type : E-Field Triangle
Serial No. : 217
Last Calib. Date : 17-Jun-2011
Frequency : 750.00 MHz
Duty Cycle Factor: 1
Conversion Factor: 6.3
Probe Sensitivity: 1.20 1.20 1.20 $\mu\text{V}/(\text{V}/\text{m})^2$
Compression Point: 95.00 mV
Offset : 1.56 mm

Measurement Data

Crest Factor : 1
Scan Type : Complete
Tissue Temp. : 20.00 °C
Ambient Temp. : 23.00 °C
Set-up Date : 23-Jul-2011
Set-up Time : 7:10:49 AM
Area Scan : 6x9x1 : Measurement x=15mm, y=15mm, z=4mm
Zoom Scan : 5x5x8 : Measurement x=8mm, y=8mm, z=4mm

Other Data

DUT Position : Side D : RB Size - 1 RB : Offset - 0
Separation : 24 mm
Channel : Mid



1 gram SAR value : 0.207 W/kg
10 gram SAR value : 0.158 W/kg
Area Scan Peak SAR : 0.206 W/kg
Zoom Scan Peak SAR : 0.270 W/kg

SAR Test Report

By Operator : Jay
Measurement Date : 23-Jul-2011
Starting Time : 23-Jul-2011 12:07:21 PM
End Time : 23-Jul-2011 12:23:32 PM
Scanning Time : 971 secs

Product Data

Device Name : Novatel Wireless
Serial No. : 8044B0FC
Mode : QPSK
Model : MC551
Frequency : 750.00 MHz
Max. Transmit Pwr : 0.25 W
Drift Time : 0 min(s)
Length : 10 mm
Width : 36 mm
Depth : 86 mm
Antenna Type : Internal
Orientation : Side E : RB Size - 1 RB : Offset - 0
Power Drift-Start : 0.094 W/kg
Power Drift-Finish: 0.096 W/kg
Power Drift (%) : 2.231

Phantom Data

Name : APREL-Uni
Type : Uni-Phantom
Size (mm) : 280 x 280 x 200
Serial No. : System Default
Location : Center
Description : Uni-Phantom

Tissue Data

Type : BODY
Serial No. : 782
Frequency : 782.00 MHz
Last Calib. Date : 23-Jul-2011
Temperature : 23.00 °C
Ambient Temp. : 22.00 °C
Humidity : 42.00 RH%
Epsilon : 54.87 F/m
Sigma : 0.98 S/m
Density : 1000.00 kg/cu. m

Probe Data

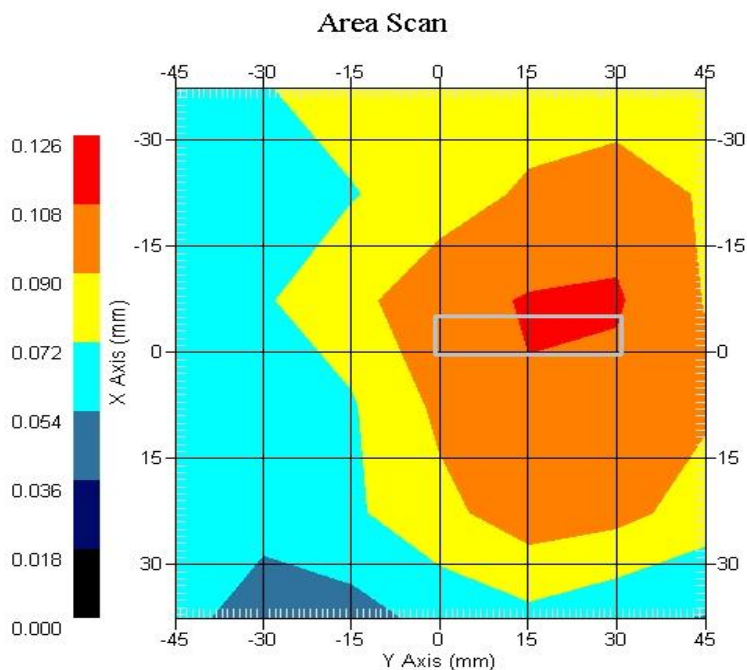
Name : RFEL 217
Model : E020
Type : E-Field Triangle
Serial No. : 217
Last Calib. Date : 17-Jun-2011
Frequency : 750.00 MHz
Duty Cycle Factor: 1
Conversion Factor: 6.3
Probe Sensitivity: 1.20 1.20 1.20 $\mu\text{V}/(\text{V}/\text{m})^2$
Compression Point: 95.00 mV
Offset : 1.56 mm

Measurement Data

Crest Factor : 1
Scan Type : Complete
Tissue Temp. : 20.00 °C
Ambient Temp. : 23.00 °C
Set-up Date : 23-Jul-2011
Set-up Time : 11:49:25 AM
Area Scan : 6x7x1 : Measurement x=15mm, y=15mm, z=4mm
Zoom Scan : 5x5x8 : Measurement x=8mm, y=8mm, z=4mm

Other Data

DUT Position : Side E : RB Size - 1 RB : Offset - 0
Separation : 24 mm
Channel : Mid



1 gram SAR value : 0.109 W/kg
10 gram SAR value : 0.092 W/kg
Area Scan Peak SAR : 0.110 W/kg
Zoom Scan Peak SAR : 0.140 W/kg

SAR Test Report

By Operator : Jay
Measurement Date : 23-Jul-2011
Starting Time : 23-Jul-2011 03:08:34 PM
End Time : 23-Jul-2011 03:24:40 PM
Scanning Time : 966 secs

Product Data

Device Name : Novatel Wireless
Serial No. : 8044B0FC
Mode : QPSK
Model : MC551
Frequency : 750.00 MHz
Max. Transmit Pwr : 0.25 W
Drift Time : 0 min(s)
Length : 10 mm
Width : 36 mm
Depth : 86 mm
Antenna Type : Internal
Orientation : Side F : RB Size - 1 RB : Offset - 0
Power Drift-Start : 0.135 W/kg
Power Drift-Finish: 0.135 W/kg
Power Drift (%) : -0.036

Phantom Data

Name : APREL-Uni
Type : Uni-Phantom
Size (mm) : 280 x 280 x 200
Serial No. : System Default
Location : Center
Description : Uni-Phantom

Tissue Data

Type : BODY
Serial No. : 782
Frequency : 782.00 MHz
Last Calib. Date : 23-Jul-2011
Temperature : 23.00 °C
Ambient Temp. : 22.00 °C
Humidity : 42.00 RH%
Epsilon : 54.87 F/m
Sigma : 0.98 S/m
Density : 1000.00 kg/cu. m

Probe Data

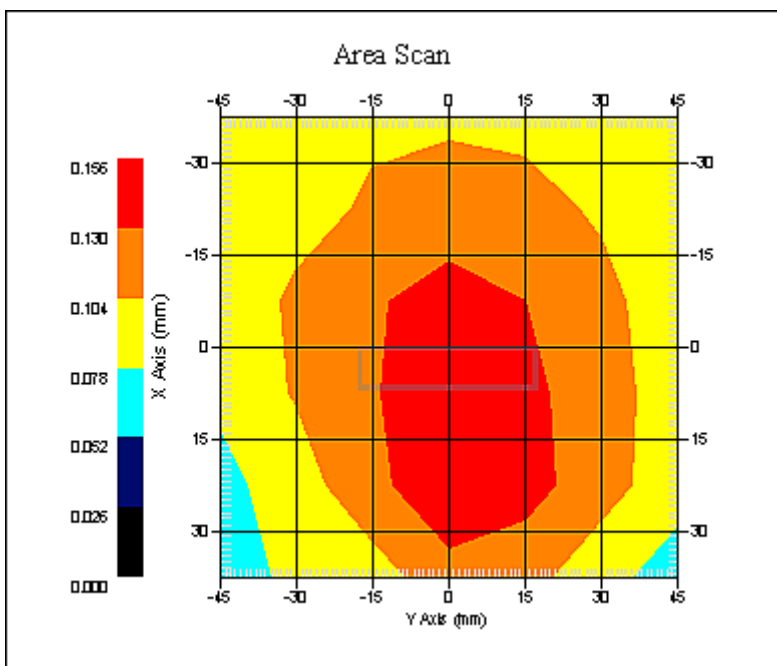
Name : RFEL 217
Model : E020
Type : E-Field Triangle
Serial No. : 217
Last Calib. Date : 17-Jun-2011
Frequency : 750.00 MHz
Duty Cycle Factor: 1
Conversion Factor: 6.3
Probe Sensitivity: 1.20 1.20 1.20 $\mu\text{V}/(\text{V}/\text{m})^2$
Compression Point: 95.00 mV
Offset : 1.56 mm

Measurement Data

Crest Factor : 1
Scan Type : Complete
Tissue Temp. : 20.00 °C
Ambient Temp. : 23.00 °C
Set-up Date : 23-Jul-2011
Set-up Time : 11:49:25 AM
Area Scan : 6x7x1 : Measurement x=15mm, y=15mm, z=4mm
Zoom Scan : 5x5x8 : Measurement x=8mm, y=8mm, z=4mm

Other Data

DUT Position : Side F : RB Size - 1 RB : Offset - 0
Separation : 24 mm
Channel : Mid



1 gram SAR value : 0.150 W/kg
10 gram SAR value : 0.116 W/kg
Area Scan Peak SAR : 0.155 W/kg
Zoom Scan Peak SAR : 0.190 W/kg

SAR Test Report

By Operator : Jay
Measurement Date : 22-Jul-2011
Starting Time : 22-Jul-2011 07:09:41 PM
End Time : 22-Jul-2011 07:29:57 PM
Scanning Time : 1216 secs

Product Data

Device Name : Novatel Wireless
Serial No. : 8044B0FC
Mode : 16QAM
Model : MC551
Frequency : 750.00 MHz
Max. Transmit Pwr : 0.25 W
Drift Time : 0 min(s)
Length : 36 mm
Width : 86 mm
Depth : 10 mm
Antenna Type : Internal
Orientation : Side A : RB Size - 25 RB : Offset - 13
Power Drift-Start : 0.104 W/kg
Power Drift-Finish: 0.105 W/kg
Power Drift (%) : 0.962

Phantom Data

Name : APREL-Uni
Type : Uni-Phantom
Size (mm) : 280 x 280 x 200
Serial No. : System Default
Location : Center
Description : Uni-Phantom

Tissue Data

Type : BODY
Serial No. : 782
Frequency : 782.00 MHz
Last Calib. Date : 22-Jul-2011
Temperature : 23.00 °C
Ambient Temp. : 22.00 °C
Humidity : 42.00 RH%
Epsilon : 54.98 F/m
Sigma : 0.99 S/m
Density : 1000.00 kg/cu. m

Probe Data

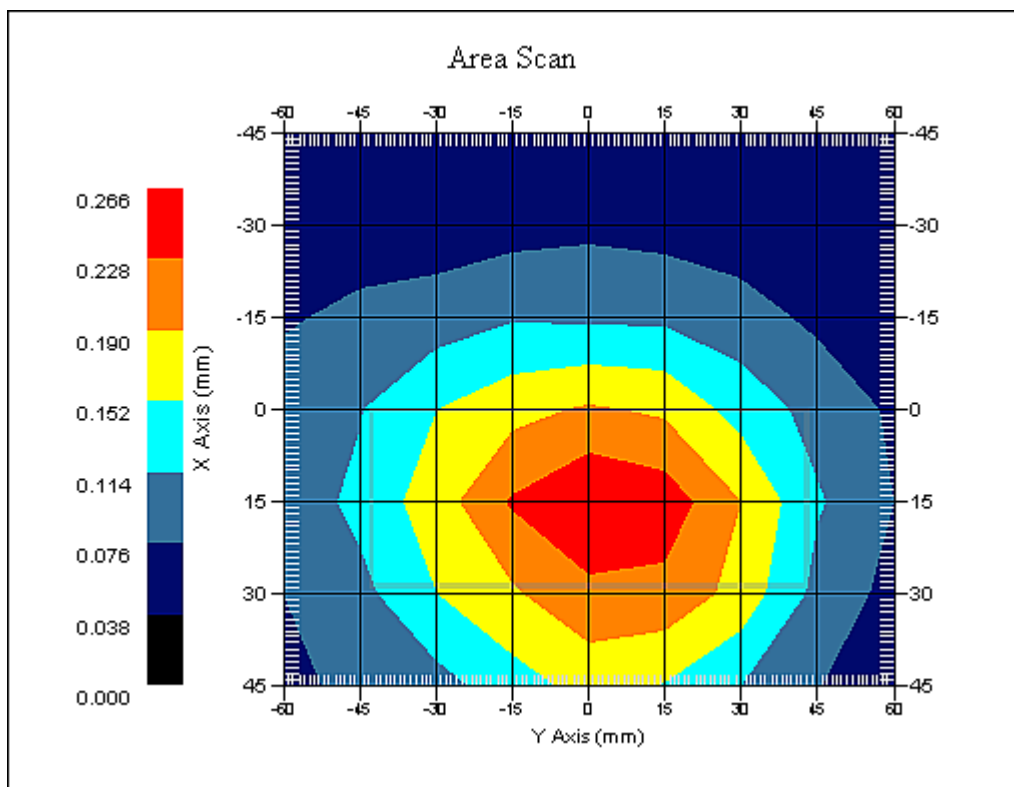
Name : RFEL 217
Model : E020
Type : E-Field Triangle
Serial No. : 217
Last Calib. Date : 17-Jun-2011
Frequency : 750.00 MHz
Duty Cycle Factor: 1
Conversion Factor: 6.3
Probe Sensitivity: 1.20 1.20 1.20 $\mu\text{V}/(\text{V}/\text{m})^2$
Compression Point: 95.00 mV
Offset : 1.56 mm

Measurement Data

Crest Factor : 1
Scan Type : Complete
Tissue Temp. : 20.00 °C
Ambient Temp. : 23.00 °C
Set-up Date : 22-Jul-2011
Set-up Time : 12:35:22 PM
Area Scan : 7x9x1 : Measurement x=15mm, y=15mm, z=4mm
Zoom Scan : 5x5x8 : Measurement x=8mm, y=8mm, z=4mm

Other Data

DUT Position : Side A : RB Size - 25 RB : Offset - 13
Separation : 24 mm
Channel : Mid



1 gram SAR value : 0.194 W/kg
10 gram SAR value : 0.131 W/kg
Area Scan Peak SAR : 0.266 W/kg
Zoom Scan Peak SAR : 0.320 W/kg

SAR Test Report

By Operator : Jay
Measurement Date : 22-Jul-2011
Starting Time : 22-Jul-2011 07:33:11 PM
End Time : 22-Jul-2011 07:53:16 PM
Scanning Time : 1205 secs

Product Data

Device Name : Novatel Wireless
Serial No. : 8044B0FC
Mode : 16QAM
Model : MC551
Frequency : 750.00 MHz
Max. Transmit Pwr : 0.25 W
Drift Time : 0 min(s)
Length : 36 mm
Width : 86 mm
Depth : 10 mm
Antenna Type : Internal
Orientation : Side B : RB Size - 25 RB : Offset - 13
Power Drift-Start : 0.174 W/kg
Power Drift-Finish: 0.178 W/kg
Power Drift (%) : 1.808

Phantom Data

Name : APREL-Uni
Type : Uni-Phantom
Size (mm) : 280 x 280 x 200
Serial No. : System Default
Location : Center
Description : Uni-Phantom

Tissue Data

Type : BODY
Serial No. : 782
Frequency : 782.00 MHz
Last Calib. Date : 22-Jul-2011
Temperature : 23.00 °C
Ambient Temp. : 22.00 °C
Humidity : 42.00 RH%
Epsilon : 54.98 F/m
Sigma : 0.99 S/m
Density : 1000.00 kg/cu. m

Probe Data

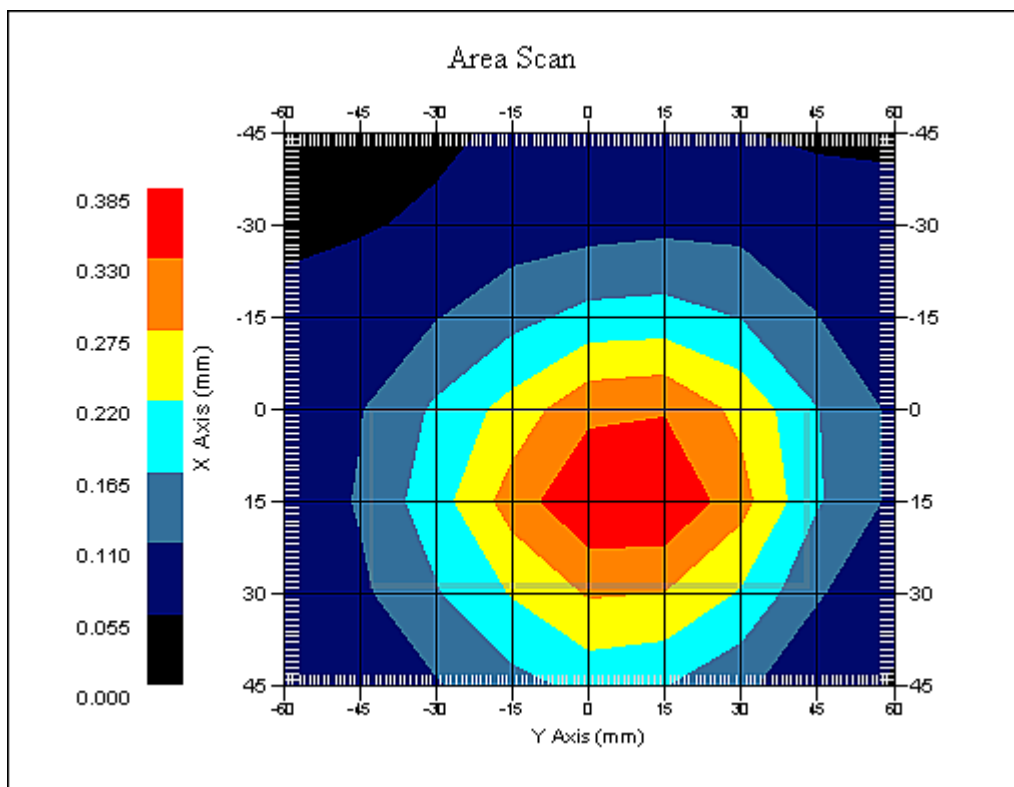
Name : RFEL 217
Model : E020
Type : E-Field Triangle
Serial No. : 217
Last Calib. Date : 17-Jun-2011
Frequency : 750.00 MHz
Duty Cycle Factor: 1
Conversion Factor: 6.3
Probe Sensitivity: 1.20 1.20 1.20 $\mu\text{V}/(\text{V}/\text{m})^2$
Compression Point: 95.00 mV
Offset : 1.56 mm

Measurement Data

Crest Factor : 1
Scan Type : Complete
Tissue Temp. : 20.00 °C
Ambient Temp. : 23.00 °C
Set-up Date : 22-Jul-2011
Set-up Time : 12:35:22 PM
Area Scan : 7x9x1 : Measurement x=15mm, y=15mm, z=4mm
Zoom Scan : 5x5x8 : Measurement x=8mm, y=8mm, z=4mm

Other Data

DUT Position : Side B : RB Size - 25 RB : Offset - 13
Separation : 24 mm
Channel : Mid



1 gram SAR value : 0.272 W/kg
10 gram SAR value : 0.203 W/kg
Area Scan Peak SAR : 0.382 W/kg
Zoom Scan Peak SAR : 0.470 W/kg

SAR Test Report

By Operator : Jay
Measurement Date : 23-Jul-2011
Starting Time : 23-Jul-2011 08:12:26 AM
End Time : 23-Jul-2011 08:31:00 AM
Scanning Time : 1114 secs

Product Data

Device Name : Novatel Wireless
Serial No. : 8044B0FC
Mode : 16QAM
Model : MC551
Frequency : 750.00 MHz
Max. Transmit Pwr : 0.25 W
Drift Time : 0 min(s)
Length : 10 mm
Width : 86 mm
Depth : 36 mm
Antenna Type : Internal
Orientation : Side C : RB Size - 25 RB : Offset - 13
Power Drift-Start : 0.128 W/kg
Power Drift-Finish: 0.130 W/kg
Power Drift (%) : 2.043

Phantom Data

Name : APREL-Uni
Type : Uni-Phantom
Size (mm) : 280 x 280 x 200
Serial No. : System Default
Location : Center
Description : Uni-Phantom

Tissue Data

Type : BODY
Serial No. : 782
Frequency : 782.00 MHz
Last Calib. Date : 23-Jul-2011
Temperature : 23.00 °C
Ambient Temp. : 22.00 °C
Humidity : 42.00 RH%
Epsilon : 54.87 F/m
Sigma : 0.98 S/m
Density : 1000.00 kg/cu. m

Probe Data

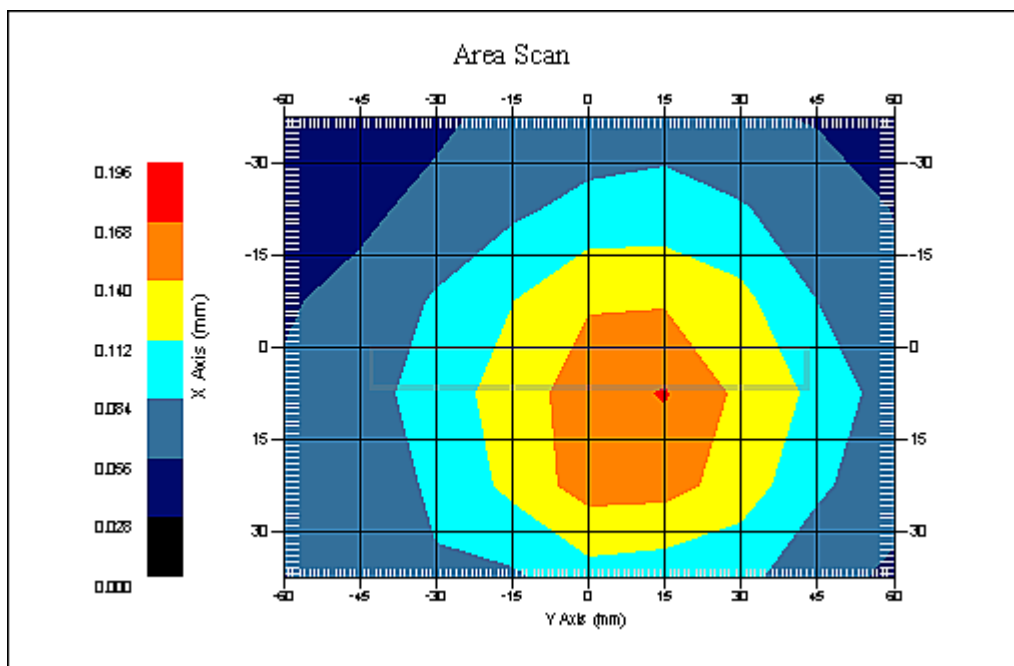
Name : RFEL 217
Model : E020
Type : E-Field Triangle
Serial No. : 217
Last Calib. Date : 17-Jun-2011
Frequency : 750.00 MHz
Duty Cycle Factor: 1
Conversion Factor: 6.3
Probe Sensitivity: 1.20 1.20 1.20 $\mu\text{V}/(\text{V}/\text{m})^2$
Compression Point: 95.00 mV
Offset : 1.56 mm

Measurement Data

Crest Factor : 1
Scan Type : Complete
Tissue Temp. : 20.00 °C
Ambient Temp. : 23.00 °C
Set-up Date : 23-Jul-2011
Set-up Time : 7:10:49 AM
Area Scan : 6x9x1 : Measurement x=15mm, y=15mm, z=4mm
Zoom Scan : 5x5x8 : Measurement x=8mm, y=8mm, z=4mm

Other Data

DUT Position : Side C : RB Size - 25 RB : Offset - 13
Separation : 24 mm
Channel : Mid



1 gram SAR value : 0.147 W/kg
10 gram SAR value : 0.118 W/kg
Area Scan Peak SAR : 0.170 W/kg
Zoom Scan Peak SAR : 0.170 W/kg

SAR Test Report

By Operator : Jay
Measurement Date : 23-Jul-2011
Starting Time : 23-Jul-2011 09:53:05 AM
End Time : 23-Jul-2011 10:11:37 AM
Scanning Time : 1112 secs

Product Data

Device Name : Novatel Wireless
Serial No. : 8044B0FC
Mode : 16QAM
Model : MC551
Frequency : 750.00 MHz
Max. Transmit Pwr : 0.25 W
Drift Time : 0 min(s)
Length : 10 mm
Width : 86 mm
Depth : 36 mm
Antenna Type : Internal
Orientation : Side D : RB Size - 25 RB : Offset - 13
Power Drift-Start : 0.143 W/kg
Power Drift-Finish: 0.146 W/kg
Power Drift (%) : 2.466

Phantom Data

Name : APREL-Uni
Type : Uni-Phantom
Size (mm) : 280 x 280 x 200
Serial No. : System Default
Location : Center
Description : Uni-Phantom

Tissue Data

Type : BODY
Serial No. : 782
Frequency : 782.00 MHz
Last Calib. Date : 23-Jul-2011
Temperature : 23.00 °C
Ambient Temp. : 22.00 °C
Humidity : 42.00 RH%
Epsilon : 54.87 F/m
Sigma : 0.98 S/m
Density : 1000.00 kg/cu. m

Probe Data

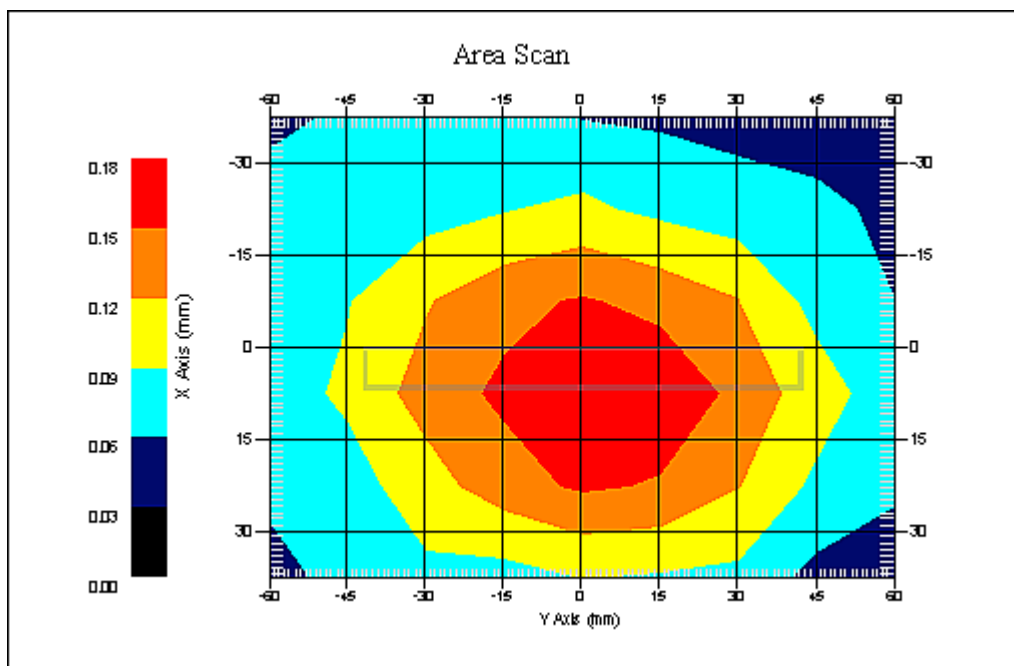
Name : RFEL 217
Model : E020
Type : E-Field Triangle
Serial No. : 217
Last Calib. Date : 17-Jun-2011
Frequency : 750.00 MHz
Duty Cycle Factor: 1
Conversion Factor: 6.3
Probe Sensitivity: 1.20 1.20 1.20 $\mu\text{V}/(\text{V}/\text{m})^2$
Compression Point: 95.00 mV
Offset : 1.56 mm

Measurement Data

Crest Factor : 1
Scan Type : Complete
Tissue Temp. : 20.00 °C
Ambient Temp. : 23.00 °C
Set-up Date : 23-Jul-2011
Set-up Time : 7:10:49 AM
Area Scan : 6x9x1 : Measurement x=15mm, y=15mm, z=4mm
Zoom Scan : 5x5x8 : Measurement x=8mm, y=8mm, z=4mm

Other Data

DUT Position : Side D : RB Size - 25 RB : Offset - 13
Separation : 24 mm
Channel : Mid



1 gram SAR value : 0.110 W/kg
10 gram SAR value : 0.097 W/kg
Area Scan Peak SAR : 0.168 W/kg
Zoom Scan Peak SAR : 0.200 W/kg

SAR Test Report

By Operator : Jay
Measurement Date : 23-Jul-2011
Starting Time : 23-Jul-2011 12:41:23 PM
End Time : 23-Jul-2011 12:57:36 PM
Scanning Time : 973 secs

Product Data

Device Name : Novatel Wireless
Serial No. : 8044B0FC
Mode : 16QAM
Model : MC551
Frequency : 750.00 MHz
Max. Transmit Pwr : 0.25 W
Drift Time : 0 min(s)
Length : 10 mm
Width : 36 mm
Depth : 86 mm
Antenna Type : Internal
Orientation : Side E : RB Size - 25 RB : Offset - 13
Power Drift-Start : 0.078 W/kg
Power Drift-Finish: 0.079 W/kg
Power Drift (%) : 0.523

Phantom Data

Name : APREL-Uni
Type : Uni-Phantom
Size (mm) : 280 x 280 x 200
Serial No. : System Default
Location : Center
Description : Uni-Phantom

Tissue Data

Type : BODY
Serial No. : 782
Frequency : 782.00 MHz
Last Calib. Date : 23-Jul-2011
Temperature : 23.00 °C
Ambient Temp. : 22.00 °C
Humidity : 42.00 RH%
Epsilon : 54.87 F/m
Sigma : 0.98 S/m
Density : 1000.00 kg/cu. m

Probe Data

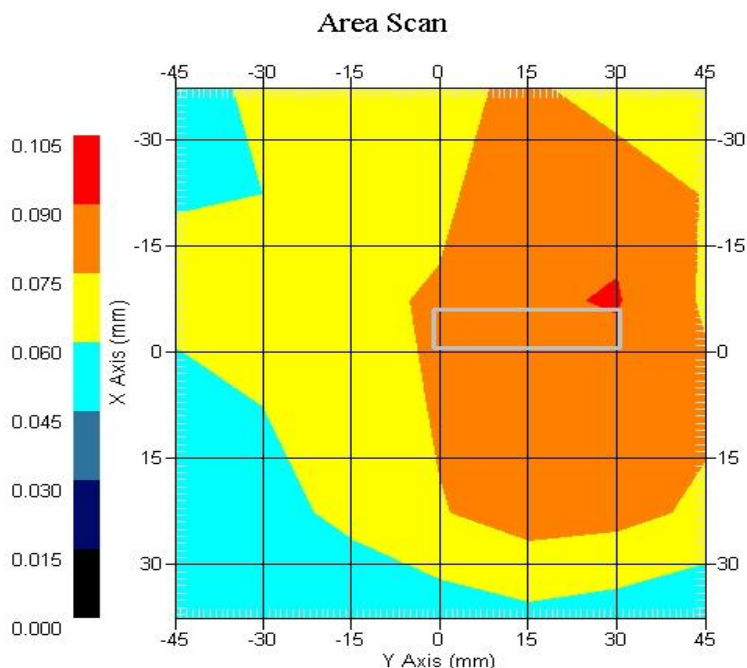
Name : RFEL 217
Model : E020
Type : E-Field Triangle
Serial No. : 217
Last Calib. Date : 17-Jun-2011
Frequency : 750.00 MHz
Duty Cycle Factor: 1
Conversion Factor: 6.3
Probe Sensitivity: 1.20 1.20 1.20 $\mu\text{V}/(\text{V}/\text{m})^2$
Compression Point: 95.00 mV
Offset : 1.56 mm

Measurement Data

Crest Factor : 1
Scan Type : Complete
Tissue Temp. : 20.00 °C
Ambient Temp. : 23.00 °C
Set-up Date : 23-Jul-2011
Set-up Time : 11:49:25 AM
Area Scan : 6x7x1 : Measurement x=15mm, y=15mm, z=4mm
Zoom Scan : 5x5x8 : Measurement x=8mm, y=8mm, z=4mm

Other Data

DUT Position : Side E : RB Size - 25 RB : Offset - 13
Separation : 24 mm
Channel : Mid



1 gram SAR value : 0.090 W/kg
10 gram SAR value : 0.076 W/kg
Area Scan Peak SAR : 0.091 W/kg
Zoom Scan Peak SAR : 0.100 W/kg

SAR Test Report

By Operator : Jay
Measurement Date : 23-Jul-2011
Starting Time : 23-Jul-2011 02:48:46 PM
End Time : 23-Jul-2011 03:04:45 PM
Scanning Time : 959 secs

Product Data

Device Name : Novatel Wireless
Serial No. : 8044B0FC
Mode : 16QAM
Model : MC551
Frequency : 750.00 MHz
Max. Transmit Pwr : 0.25 W
Drift Time : 0 min(s)
Length : 10 mm
Width : 36 mm
Depth : 86 mm
Antenna Type : Internal
Orientation : Side F : RB Size - 25 RB : Offset - 13
Power Drift-Start : 0.098 W/kg
Power Drift-Finish: 0.102 W/kg
Power Drift (%) : 3.479

Phantom Data

Name : APREL-Uni
Type : Uni-Phantom
Size (mm) : 280 x 280 x 200
Serial No. : System Default
Location : Center
Description : Uni-Phantom

Tissue Data

Type : BODY
Serial No. : 782
Frequency : 782.00 MHz
Last Calib. Date : 23-Jul-2011
Temperature : 23.00 °C
Ambient Temp. : 22.00 °C
Humidity : 42.00 RH%
Epsilon : 54.87 F/m
Sigma : 0.98 S/m
Density : 1000.00 kg/cu. m

Probe Data

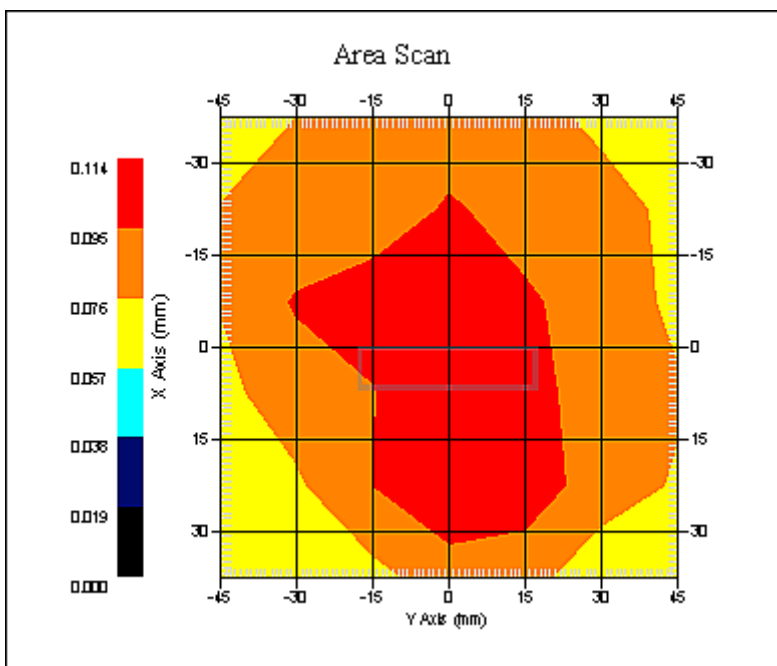
Name : RFEL 217
Model : E020
Type : E-Field Triangle
Serial No. : 217
Last Calib. Date : 17-Jun-2011
Frequency : 750.00 MHz
Duty Cycle Factor: 1
Conversion Factor: 6.3
Probe Sensitivity: 1.20 1.20 1.20 $\mu\text{V}/(\text{V}/\text{m})^2$
Compression Point: 95.00 mV
Offset : 1.56 mm

Measurement Data

Crest Factor : 1
Scan Type : Complete
Tissue Temp. : 20.00 °C
Ambient Temp. : 23.00 °C
Set-up Date : 23-Jul-2011
Set-up Time : 11:49:25 AM
Area Scan : 6x7x1 : Measurement x=15mm, y=15mm, z=4mm
Zoom Scan : 5x5x8 : Measurement x=8mm, y=8mm, z=4mm

Other Data

DUT Position : Side F : RB Size - 25 RB : Offset - 13
Separation : 24 mm
Channel : Mid



1 gram SAR value : 0.112 W/kg
10 gram SAR value : 0.088 W/kg
Area Scan Peak SAR : 0.113 W/kg
Zoom Scan Peak SAR : 0.150 W/kg

SAR Test Report

By Operator : Jay
Measurement Date : 22-Jul-2011
Starting Time : 22-Jul-2011 06:46:37 PM
End Time : 22-Jul-2011 07:06:57 PM
Scanning Time : 1220 secs

Product Data

Device Name : Novatel Wireless
Serial No. : 8044B0FC
Mode : 16QAM
Model : MC551
Frequency : 750.00 MHz
Max. Transmit Pwr : 0.25 W
Drift Time : 0 min(s)
Length : 36 mm
Width : 86 mm
Depth : 10 mm
Antenna Type : Internal
Orientation : Side A : RB Size - 1 RB : Offset - 49
Power Drift-Start : 0.115 W/kg
Power Drift-Finish: 0.111 W/kg
Power Drift (%) : -3.479

Phantom Data

Name : APREL-Uni
Type : Uni-Phantom
Size (mm) : 280 x 280 x 200
Serial No. : System Default
Location : Center
Description : Uni-Phantom

Tissue Data

Type : BODY
Serial No. : 782
Frequency : 782.00 MHz
Last Calib. Date : 22-Jul-2011
Temperature : 23.00 °C
Ambient Temp. : 22.00 °C
Humidity : 42.00 RH%
Epsilon : 54.98 F/m
Sigma : 0.99 S/m
Density : 1000.00 kg/cu. m

Probe Data

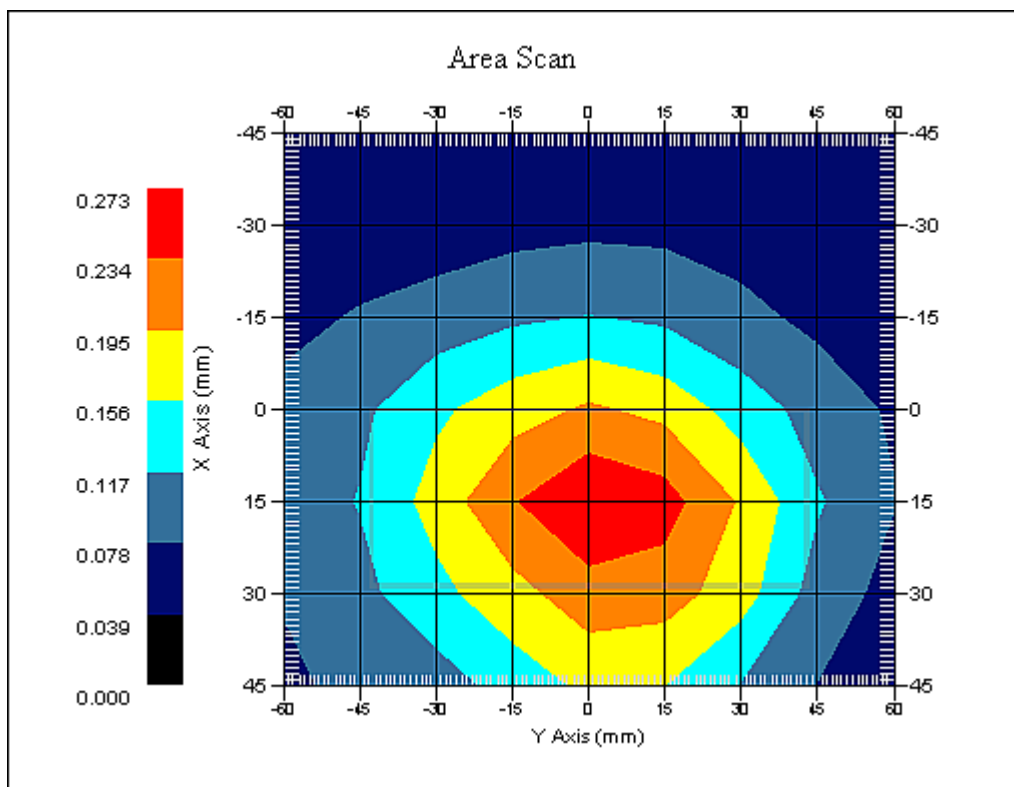
Name : RFEL 217
Model : E020
Type : E-Field Triangle
Serial No. : 217
Last Calib. Date : 17-Jun-2011
Frequency : 750.00 MHz
Duty Cycle Factor: 1
Conversion Factor: 6.3
Probe Sensitivity: 1.20 1.20 1.20 $\mu\text{V}/(\text{V}/\text{m})^2$
Compression Point: 95.00 mV
Offset : 1.56 mm

Measurement Data

Crest Factor : 1
Scan Type : Complete
Tissue Temp. : 20.00 °C
Ambient Temp. : 23.00 °C
Set-up Date : 22-Jul-2011
Set-up Time : 12:35:22 PM
Area Scan : 7x9x1 : Measurement x=15mm, y=15mm, z=4mm
Zoom Scan : 5x5x8 : Measurement x=8mm, y=8mm, z=4mm

Other Data

DUT Position : Side A : RB Size - 1 RB : Offset - 49
Separation : 24 mm
Channel : Mid



1 gram SAR value : 0.240 W/kg
10 gram SAR value : 0.194 W/kg
Area Scan Peak SAR : 0.271 W/kg
Zoom Scan Peak SAR : 0.320 W/kg

SAR Test Report

By Operator : Jay
Measurement Date : 22-Jul-2011
Starting Time : 22-Jul-2011 08:00:56 PM
End Time : 22-Jul-2011 08:21:18 PM
Scanning Time : 1222 secs

Product Data

Device Name : Novatel Wireless
Serial No. : 8044B0FC
Mode : 16QAM
Model : MC551
Frequency : 750.00 MHz
Max. Transmit Pwr : 0.25 W
Drift Time : 0 min(s)
Length : 36 mm
Width : 86 mm
Depth : 10 mm
Antenna Type : Internal
Orientation : Side B : RB Size - 1 RB : Offset - 49
Power Drift-Start : 0.178 W/kg
Power Drift-Finish: 0.177 W/kg
Power Drift (%) : -0.323

Phantom Data

Name : APREL-Uni
Type : Uni-Phantom
Size (mm) : 280 x 280 x 200
Serial No. : System Default
Location : Center
Description : Uni-Phantom

Tissue Data

Type : BODY
Serial No. : 782
Frequency : 782.00 MHz
Last Calib. Date : 22-Jul-2011
Temperature : 23.00 °C
Ambient Temp. : 22.00 °C
Humidity : 42.00 RH%
Epsilon : 54.98 F/m
Sigma : 0.99 S/m
Density : 1000.00 kg/cu. m

Probe Data

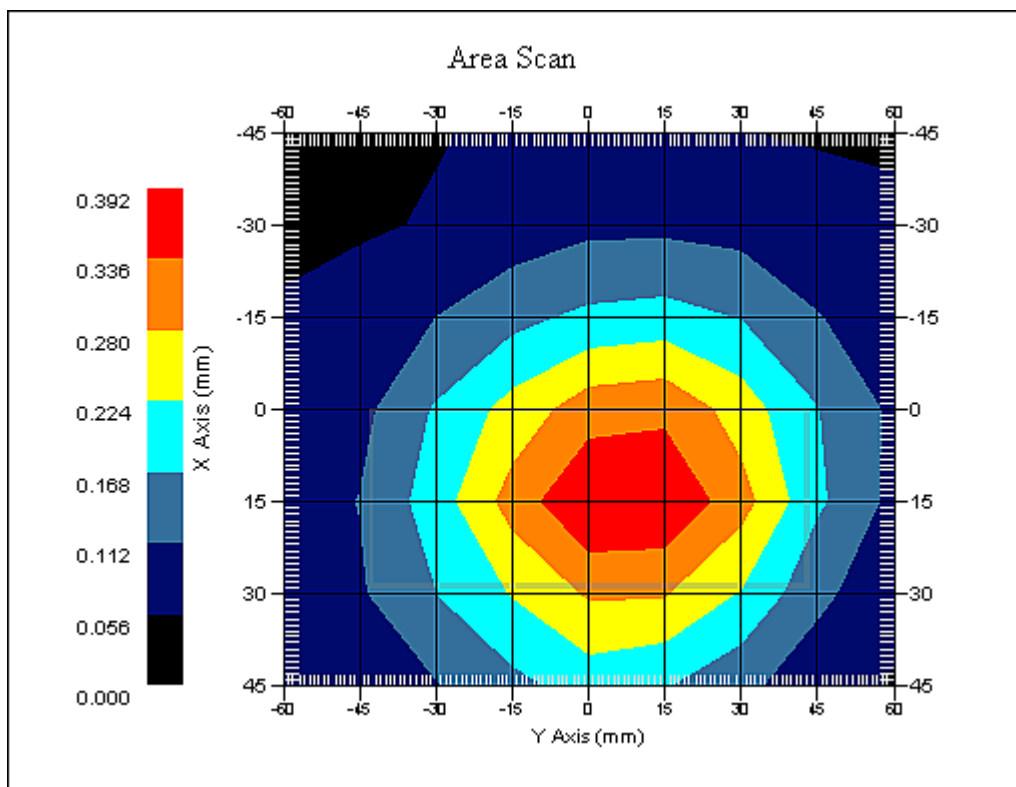
Name : RFEL 217
Model : E020
Type : E-Field Triangle
Serial No. : 217
Last Calib. Date : 17-Jun-2011
Frequency : 750.00 MHz
Duty Cycle Factor: 1
Conversion Factor: 6.3
Probe Sensitivity: 1.20 1.20 1.20 $\mu\text{V}/(\text{V}/\text{m})^2$
Compression Point: 95.00 mV
Offset : 1.56 mm

Measurement Data

Crest Factor : 1
Scan Type : Complete
Tissue Temp. : 20.00 °C
Ambient Temp. : 23.00 °C
Set-up Date : 22-Jul-2011
Set-up Time : 12:35:22 PM
Area Scan : 7x9x1 : Measurement x=15mm, y=15mm, z=4mm
Zoom Scan : 5x5x8 : Measurement x=8mm, y=8mm, z=4mm

Other Data

DUT Position : Side B : RB Size - 1 RB : Offset - 49
Separation : 24 mm
Channel : Mid



1 gram SAR value : 0.307 W/kg
10 gram SAR value : 0.265 W/kg
Area Scan Peak SAR : 0.392 W/kg
Zoom Scan Peak SAR : 0.460 W/kg

SAR Test Report

By Operator : Jay
Measurement Date : 23-Jul-2011
Starting Time : 23-Jul-2011 08:32:15 AM
End Time : 23-Jul-2011 08:50:33 AM
Scanning Time : 1098 secs

Product Data

Device Name : Novatel Wireless
Serial No. : 8044B0FC
Mode : 16QAM
Model : MC551
Frequency : 750.00 MHz
Max. Transmit Pwr : 0.25 W
Drift Time : 0 min(s)
Length : 10 mm
Width : 86 mm
Depth : 36 mm
Antenna Type : Internal
Orientation : Side C : RB Size - 1 RB : Offset - 49
Power Drift-Start : 0.133 W/kg
Power Drift-Finish: 0.131 W/kg
Power Drift (%) : -1.955

Phantom Data

Name : APREL-Uni
Type : Uni-Phantom
Size (mm) : 280 x 280 x 200
Serial No. : System Default
Location : Center
Description : Uni-Phantom

Tissue Data

Type : BODY
Serial No. : 782
Frequency : 782.00 MHz
Last Calib. Date : 23-Jul-2011
Temperature : 23.00 °C
Ambient Temp. : 22.00 °C
Humidity : 42.00 RH%
Epsilon : 54.87 F/m
Sigma : 0.98 S/m
Density : 1000.00 kg/cu. m

Probe Data

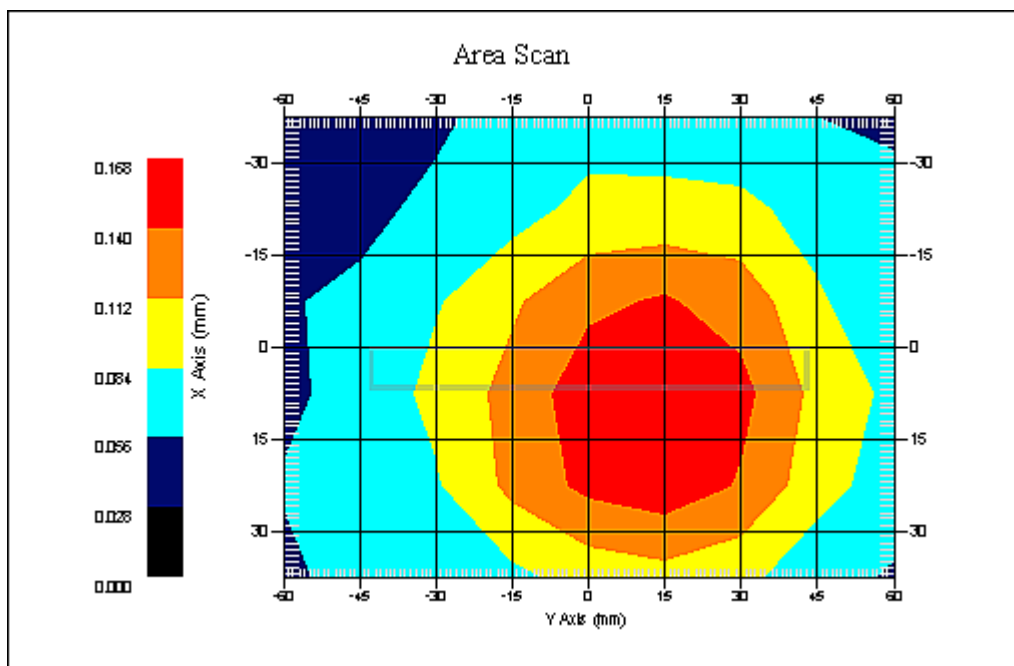
Name : RFEL 217
Model : E020
Type : E-Field Triangle
Serial No. : 217
Last Calib. Date : 17-Jun-2011
Frequency : 750.00 MHz
Duty Cycle Factor: 1
Conversion Factor: 6.3
Probe Sensitivity: 1.20 1.20 1.20 $\mu\text{V}/(\text{V}/\text{m})^2$
Compression Point: 95.00 mV
Offset : 1.56 mm

Measurement Data

Crest Factor : 1
Scan Type : Complete
Tissue Temp. : 20.00 °C
Ambient Temp. : 23.00 °C
Set-up Date : 23-Jul-2011
Set-up Time : 7:10:49 AM
Area Scan : 6x9x1 : Measurement x=15mm, y=15mm, z=4mm
Zoom Scan : 5x5x8 : Measurement x=8mm, y=8mm, z=4mm

Other Data

DUT Position : Side C : RB Size - 1 RB : Offset - 49
Separation : 24 mm
Channel : Mid



1 gram SAR value : 0.154 W/kg
10 gram SAR value : 0.123 W/kg
Area Scan Peak SAR : 0.167 W/kg
Zoom Scan Peak SAR : 0.190 W/kg

SAR Test Report

By Operator : Jay
Measurement Date : 23-Jul-2011
Starting Time : 23-Jul-2011 09:33:20 AM
End Time : 23-Jul-2011 09:51:52 AM
Scanning Time : 1112 secs

Product Data

Device Name : Novatel Wireless
Serial No. : 8044B0FC
Mode : 16QAM
Model : MC551
Frequency : 750.00 MHz
Max. Transmit Pwr : 0.25 W
Drift Time : 0 min(s)
Length : 10 mm
Width : 86 mm
Depth : 36 mm
Antenna Type : Internal
Orientation : Side D : RB Size - 1 RB : Offset - 49
Power Drift-Start : 0.147 W/kg
Power Drift-Finish: 0.144 W/kg
Power Drift (%) : -1.911

Phantom Data

Name : APREL-Uni
Type : Uni-Phantom
Size (mm) : 280 x 280 x 200
Serial No. : System Default
Location : Center
Description : Uni-Phantom

Tissue Data

Type : BODY
Serial No. : 782
Frequency : 782.00 MHz
Last Calib. Date : 23-Jul-2011
Temperature : 23.00 °C
Ambient Temp. : 22.00 °C
Humidity : 42.00 RH%
Epsilon : 54.87 F/m
Sigma : 0.98 S/m
Density : 1000.00 kg/cu. m

Probe Data

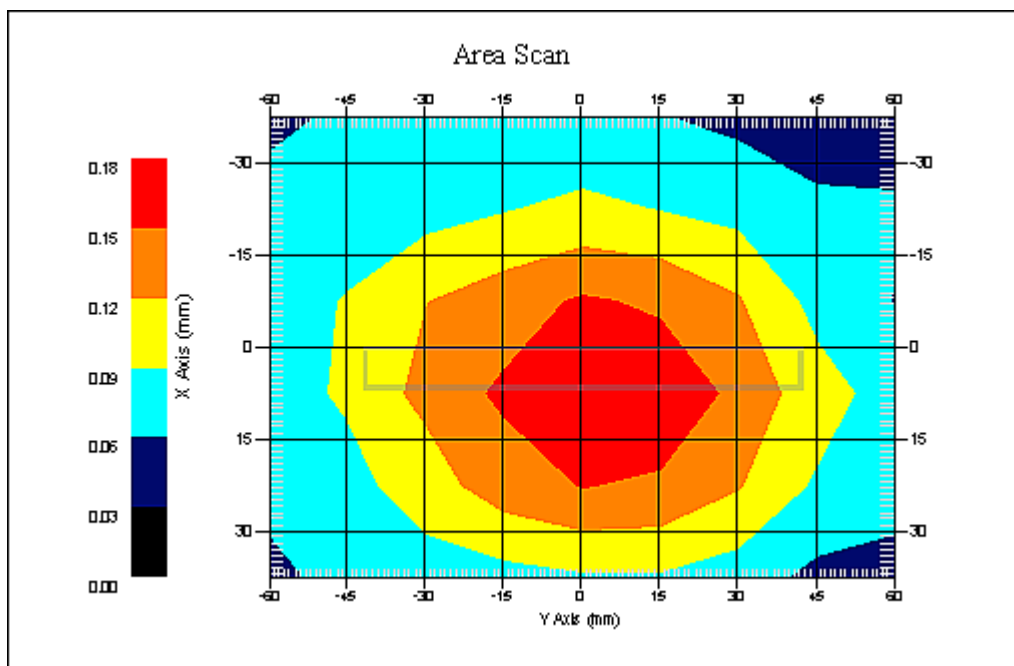
Name : RFEL 217
Model : E020
Type : E-Field Triangle
Serial No. : 217
Last Calib. Date : 17-Jun-2011
Frequency : 750.00 MHz
Duty Cycle Factor: 1
Conversion Factor: 6.3
Probe Sensitivity: 1.20 1.20 1.20 $\mu\text{V}/(\text{V}/\text{m})^2$
Compression Point: 95.00 mV
Offset : 1.56 mm

Measurement Data

Crest Factor : 1
Scan Type : Complete
Tissue Temp. : 20.00 °C
Ambient Temp. : 23.00 °C
Set-up Date : 23-Jul-2011
Set-up Time : 7:10:49 AM
Area Scan : 6x9x1 : Measurement x=15mm, y=15mm, z=4mm
Zoom Scan : 5x5x8 : Measurement x=8mm, y=8mm, z=4mm

Other Data

DUT Position : Side D : RB Size - 1 RB : Offset - 49
Separation : 24 mm
Channel : Mid



1 gram SAR value : 0.167 W/kg
10 gram SAR value : 0.137 W/kg
Area Scan Peak SAR : 0.177 W/kg
Zoom Scan Peak SAR : 0.220 W/kg

SAR Test Report

By Operator : Jay
Measurement Date : 23-Jul-2011
Starting Time : 23-Jul-2011 12:58:58 PM
End Time : 23-Jul-2011 01:15:08 PM
Scanning Time : 970 secs

Product Data

Device Name : Novatel Wireless
Serial No. : 8044B0FC
Mode : 16QAM
Model : MC551
Frequency : 750.00 MHz
Max. Transmit Pwr : 0.25 W
Drift Time : 0 min(s)
Length : 10 mm
Width : 36 mm
Depth : 86 mm
Antenna Type : Internal
Orientation : Side E : RB Size - 1 RB : Offset - 49
Power Drift-Start : 0.080 W/kg
Power Drift-Finish: 0.079 W/kg
Power Drift (%) : -0.830

Phantom Data

Name : APREL-Uni
Type : Uni-Phantom
Size (mm) : 280 x 280 x 200
Serial No. : System Default
Location : Center
Description : Uni-Phantom

Tissue Data

Type : BODY
Serial No. : 782
Frequency : 782.00 MHz
Last Calib. Date : 23-Jul-2011
Temperature : 23.00 °C
Ambient Temp. : 22.00 °C
Humidity : 42.00 RH%
Epsilon : 54.87 F/m
Sigma : 0.98 S/m
Density : 1000.00 kg/cu. m

Probe Data

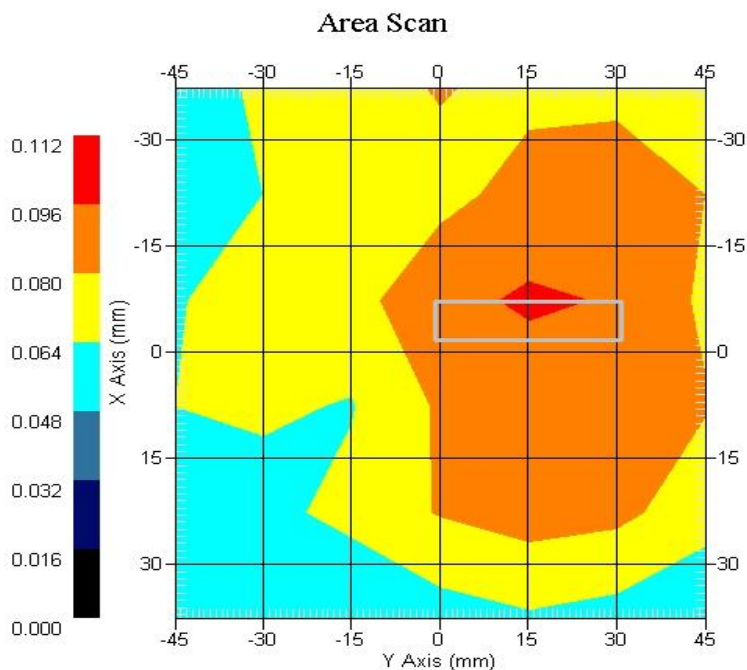
Name : RFEL 217
Model : E020
Type : E-Field Triangle
Serial No. : 217
Last Calib. Date : 17-Jun-2011
Frequency : 750.00 MHz
Duty Cycle Factor: 1
Conversion Factor: 6.3
Probe Sensitivity: 1.20 1.20 1.20 $\mu\text{V}/(\text{V}/\text{m})^2$
Compression Point: 95.00 mV
Offset : 1.56 mm

Measurement Data

Crest Factor : 1
Scan Type : Complete
Tissue Temp. : 20.00 °C
Ambient Temp. : 23.00 °C
Set-up Date : 23-Jul-2011
Set-up Time : 11:49:25 AM
Area Scan : 6x7x1 : Measurement x=15mm, y=15mm, z=4mm
Zoom Scan : 5x5x8 : Measurement x=8mm, y=8mm, z=4mm

Other Data

DUT Position : Side E : RB Size - 1 RB : Offset - 49
Separation : 24 mm
Channel : Mid



1 gram SAR value : 0.101 W/kg
10 gram SAR value : 0.083 W/kg
Area Scan Peak SAR : 0.098 W/kg
Zoom Scan Peak SAR : 0.120 W/kg

SAR Test Report

By Operator : Jay
Measurement Date : 23-Jul-2011
Starting Time : 23-Jul-2011 02:11:32 PM
End Time : 23-Jul-2011 02:27:38 PM
Scanning Time : 966 secs

Product Data

Device Name : Novatel Wireless
Serial No. : 8044B0FC
Mode : 16QAM
Model : MC551
Frequency : 750.00 MHz
Max. Transmit Pwr : 0.25 W
Drift Time : 0 min(s)
Length : 10 mm
Width : 36 mm
Depth : 86 mm
Antenna Type : Internal
Orientation : Side F : RB Size - 1 RB : Offset - 49
Power Drift-Start : 0.100 W/kg
Power Drift-Finish: 0.101 W/kg
Power Drift (%) : 1.091

Phantom Data

Name : APREL-Uni
Type : Uni-Phantom
Size (mm) : 280 x 280 x 200
Serial No. : System Default
Location : Center
Description : Uni-Phantom

Tissue Data

Type : BODY
Serial No. : 782
Frequency : 782.00 MHz
Last Calib. Date : 23-Jul-2011
Temperature : 23.00 °C
Ambient Temp. : 22.00 °C
Humidity : 42.00 RH%
Epsilon : 54.87 F/m
Sigma : 0.98 S/m
Density : 1000.00 kg/cu. m

Probe Data

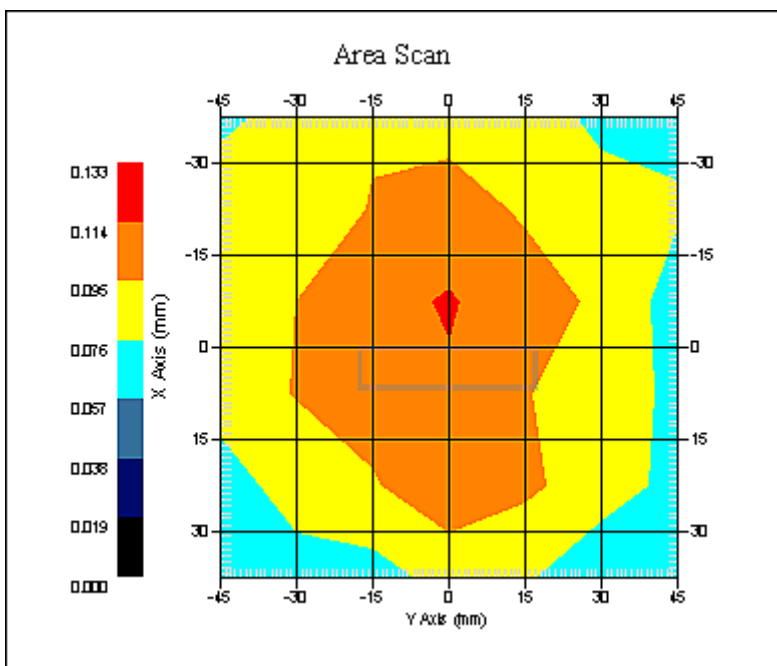
Name : RFEL 217
Model : E020
Type : E-Field Triangle
Serial No. : 217
Last Calib. Date : 17-Jun-2011
Frequency : 750.00 MHz
Duty Cycle Factor: 1
Conversion Factor: 6.3
Probe Sensitivity: 1.20 1.20 1.20 $\mu\text{V}/(\text{V}/\text{m})^2$
Compression Point: 95.00 mV
Offset : 1.56 mm

Measurement Data

Crest Factor : 1
Scan Type : Complete
Tissue Temp. : 20.00 °C
Ambient Temp. : 23.00 °C
Set-up Date : 23-Jul-2011
Set-up Time : 11:49:25 AM
Area Scan : 6x7x1 : Measurement x=15mm, y=15mm, z=4mm
Zoom Scan : 5x5x8 : Measurement x=8mm, y=8mm, z=4mm

Other Data

DUT Position : Side F : RB Size - 1 RB : Offset - 49
Separation : 24 mm
Channel : Mid



1 gram SAR value : 0.117 W/kg
10 gram SAR value : 0.095 W/kg
Area Scan Peak SAR : 0.116 W/kg
Zoom Scan Peak SAR : 0.150 W/kg

SAR Test Report

By Operator : Jay
Measurement Date : 22-Jul-2011
Starting Time : 22-Jul-2011 06:23:19 PM
End Time : 22-Jul-2011 06:43:37 PM
Scanning Time : 1218 secs

Product Data

Device Name : Novatel Wireless
Serial No. : 8044B0FC
Mode : 16QAM
Model : MC551
Frequency : 750.00 MHz
Max. Transmit Pwr : 0.25 W
Drift Time : 0 min(s)
Length : 36 mm
Width : 86 mm
Depth : 10 mm
Antenna Type : Internal
Orientation : Side A : RB Size - 1 RB : Offset - 0
Power Drift-Start : 0.101 W/kg
Power Drift-Finish: 0.101 W/kg
Power Drift (%) : 0.101

Phantom Data

Name : APREL-Uni
Type : Uni-Phantom
Size (mm) : 280 x 280 x 200
Serial No. : System Default
Location : Center
Description : Uni-Phantom

Tissue Data

Type : BODY
Serial No. : 782
Frequency : 782.00 MHz
Last Calib. Date : 22-Jul-2011
Temperature : 23.00 °C
Ambient Temp. : 22.00 °C
Humidity : 42.00 RH%
Epsilon : 54.98 F/m
Sigma : 0.99 S/m
Density : 1000.00 kg/cu. m

Probe Data

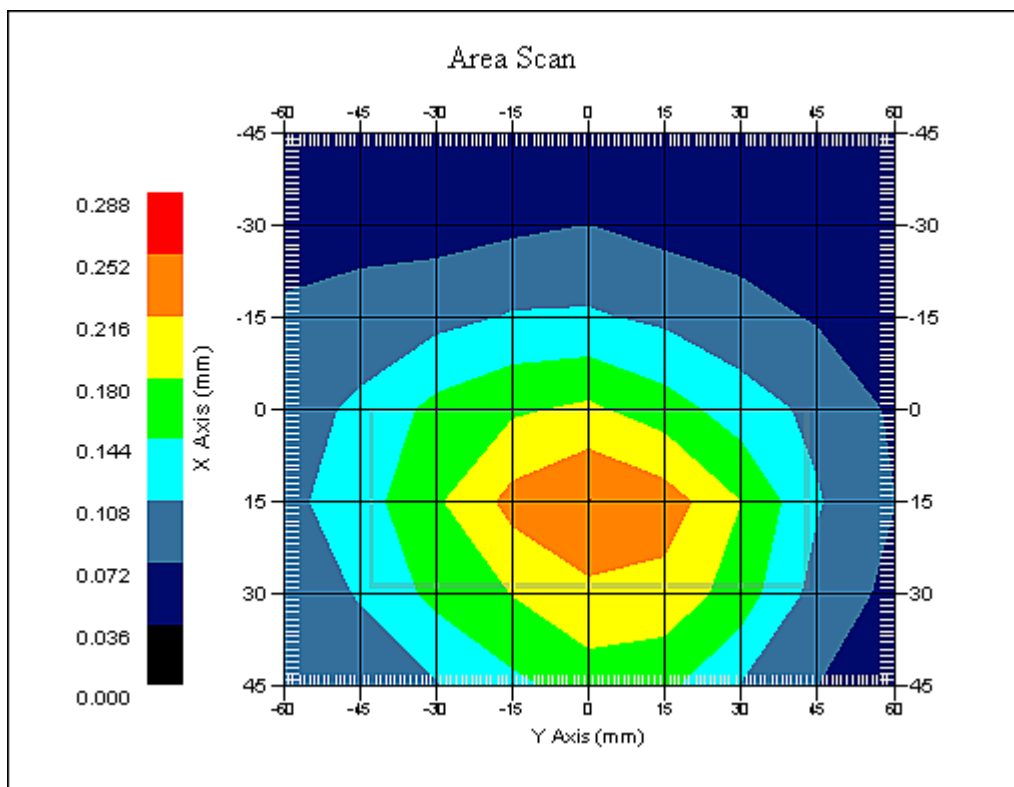
Name : RFEL 217
Model : E020
Type : E-Field Triangle
Serial No. : 217
Last Calib. Date : 17-Jun-2011
Frequency : 750.00 MHz
Duty Cycle Factor: 1
Conversion Factor: 6.3
Probe Sensitivity: 1.20 1.20 1.20 $\mu\text{V}/(\text{V}/\text{m})^2$
Compression Point: 95.00 mV
Offset : 1.56 mm

Measurement Data

Crest Factor : 1
Scan Type : Complete
Tissue Temp. : 20.00 °C
Ambient Temp. : 23.00 °C
Set-up Date : 22-Jul-2011
Set-up Time : 12:35:22 PM
Area Scan : 7x9x1 : Measurement x=15mm, y=15mm, z=4mm
Zoom Scan : 5x5x8 : Measurement x=8mm, y=8mm, z=4mm

Other Data

DUT Position : Side A : RB Size - 1 RB : Offset - 0
Separation : 24 mm
Channel : Mid



1 gram SAR value : 0.225 W/kg
10 gram SAR value : 0.188 W/kg
Area Scan Peak SAR : 0.253 W/kg
Zoom Scan Peak SAR : 0.300 W/kg

SAR Test Report

By Operator : Jay
Measurement Date : 22-Jul-2011
Starting Time : 22-Jul-2011 08:24:36 PM
End Time : 22-Jul-2011 08:44:46 PM
Scanning Time : 1210 secs

Product Data

Device Name : Novatel Wireless
Serial No. : 8044B0FC
Mode : 16QAM
Model : MC551
Frequency : 750.00 MHz
Max. Transmit Pwr : 0.25 W
Drift Time : 0 min(s)
Length : 36 mm
Width : 86 mm
Depth : 10 mm
Antenna Type : Internal
Orientation : Side B : RB Size - 1 RB : Offset - 0
Power Drift-Start : 0.179 W/kg
Power Drift-Finish: 0.183 W/kg
Power Drift (%) : 2.239

Phantom Data

Name : APREL-Uni
Type : Uni-Phantom
Size (mm) : 280 x 280 x 200
Serial No. : System Default
Location : Center
Description : Uni-Phantom

Tissue Data

Type : BODY
Serial No. : 782
Frequency : 782.00 MHz
Last Calib. Date : 22-Jul-2011
Temperature : 23.00 °C
Ambient Temp. : 22.00 °C
Humidity : 42.00 RH%
Epsilon : 54.98 F/m
Sigma : 0.99 S/m
Density : 1000.00 kg/cu. m

Probe Data

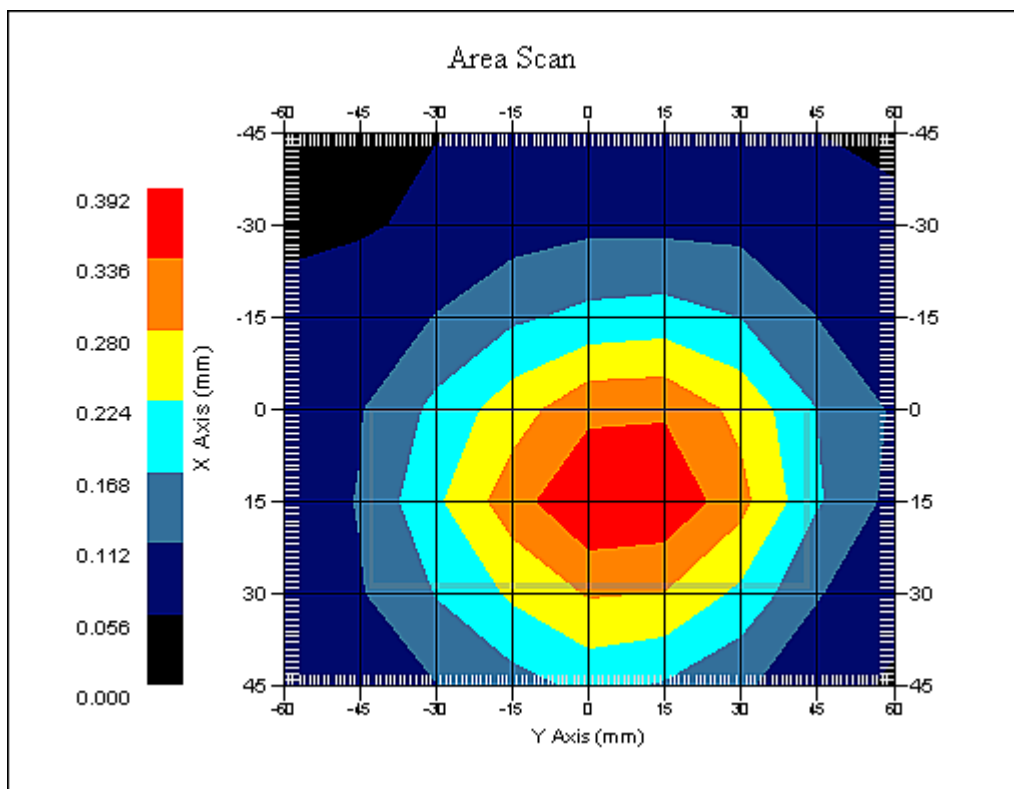
Name : RFEL 217
Model : E020
Type : E-Field Triangle
Serial No. : 217
Last Calib. Date : 17-Jun-2011
Frequency : 750.00 MHz
Duty Cycle Factor: 1
Conversion Factor: 6.3
Probe Sensitivity: 1.20 1.20 1.20 $\mu\text{V}/(\text{V}/\text{m})^2$
Compression Point: 95.00 mV
Offset : 1.56 mm

Measurement Data

Crest Factor : 1
Scan Type : Complete
Tissue Temp. : 20.00 °C
Ambient Temp. : 23.00 °C
Set-up Date : 22-Jul-2011
Set-up Time : 12:35:22 PM
Area Scan : 7x9x1 : Measurement x=15mm, y=15mm, z=4mm
Zoom Scan : 5x5x8 : Measurement x=8mm, y=8mm, z=4mm

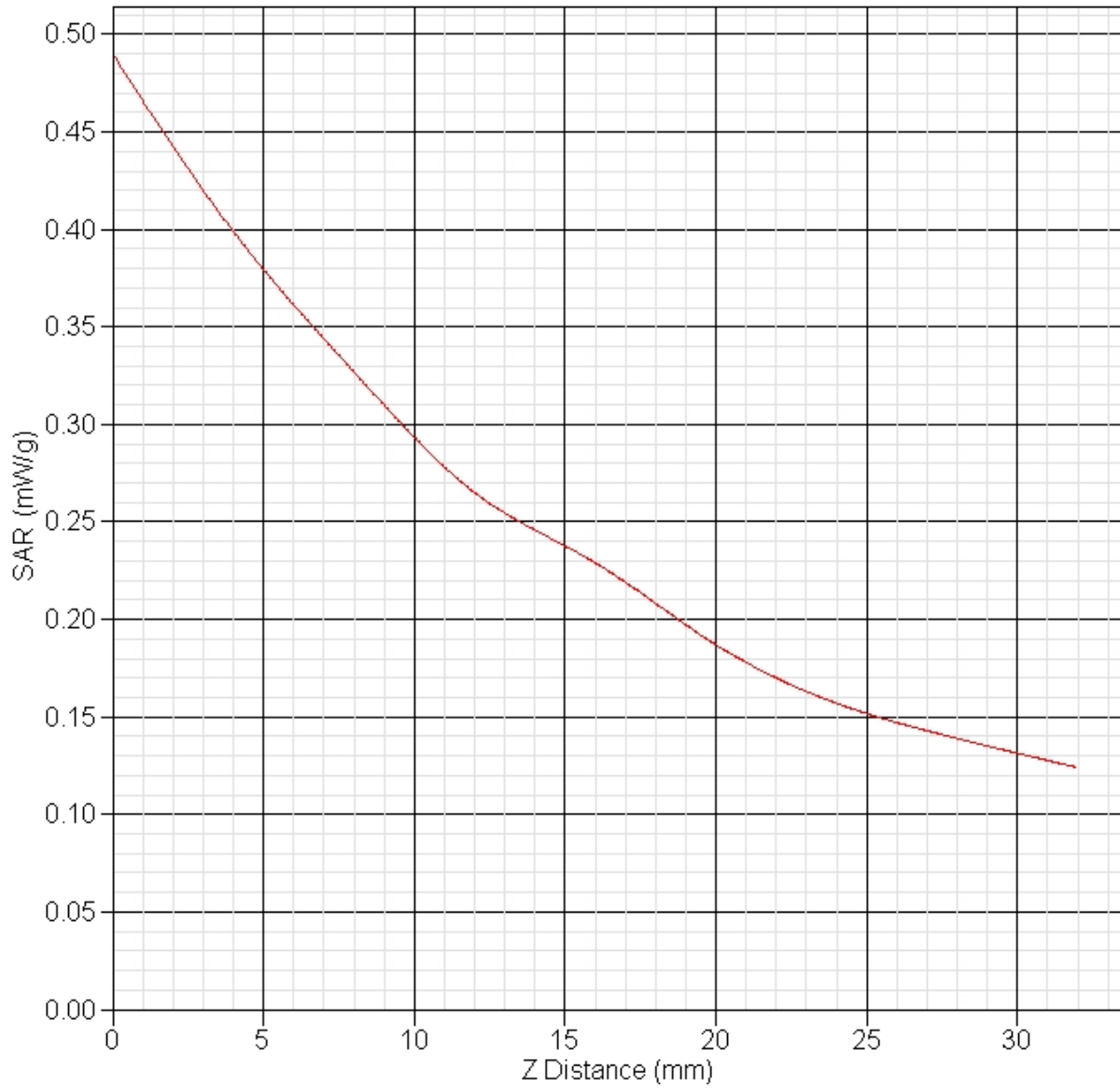
Other Data

DUT Position : Side B : RB Size - 1 RB : Offset - 0
Separation : 24 mm
Channel : Mid



1 gram SAR value : 0.312 W/kg
10 gram SAR value : 0.247 W/kg
Area Scan Peak SAR : 0.391 W/kg
Zoom Scan Peak SAR : 0.490 W/kg

SAR-Z Axis
at Hotspot x:30.15 y:8.06



SAR Test Report

By Operator : Jay
Measurement Date : 23-Jul-2011
Starting Time : 23-Jul-2011 08:51:54 AM
End Time : 23-Jul-2011 09:10:27 AM
Scanning Time : 1113 secs

Product Data

Device Name : Novatel Wireless
Serial No. : 8044B0FC
Mode : 16QAM
Model : MC551
Frequency : 750.00 MHz
Max. Transmit Pwr : 0.25 W
Drift Time : 0 min(s)
Length : 10 mm
Width : 86 mm
Depth : 36 mm
Antenna Type : Internal
Orientation : Side C : RB Size - 1 RB : Offset - 0
Power Drift-Start : 0.124 W/kg
Power Drift-Finish: 0.125 W/kg
Power Drift (%) : 1.332

Phantom Data

Name : APREL-Uni
Type : Uni-Phantom
Size (mm) : 280 x 280 x 200
Serial No. : System Default
Location : Center
Description : Uni-Phantom

Tissue Data

Type : BODY
Serial No. : 782
Frequency : 782.00 MHz
Last Calib. Date : 23-Jul-2011
Temperature : 23.00 °C
Ambient Temp. : 22.00 °C
Humidity : 42.00 RH%
Epsilon : 54.87 F/m
Sigma : 0.98 S/m
Density : 1000.00 kg/cu. m

Probe Data

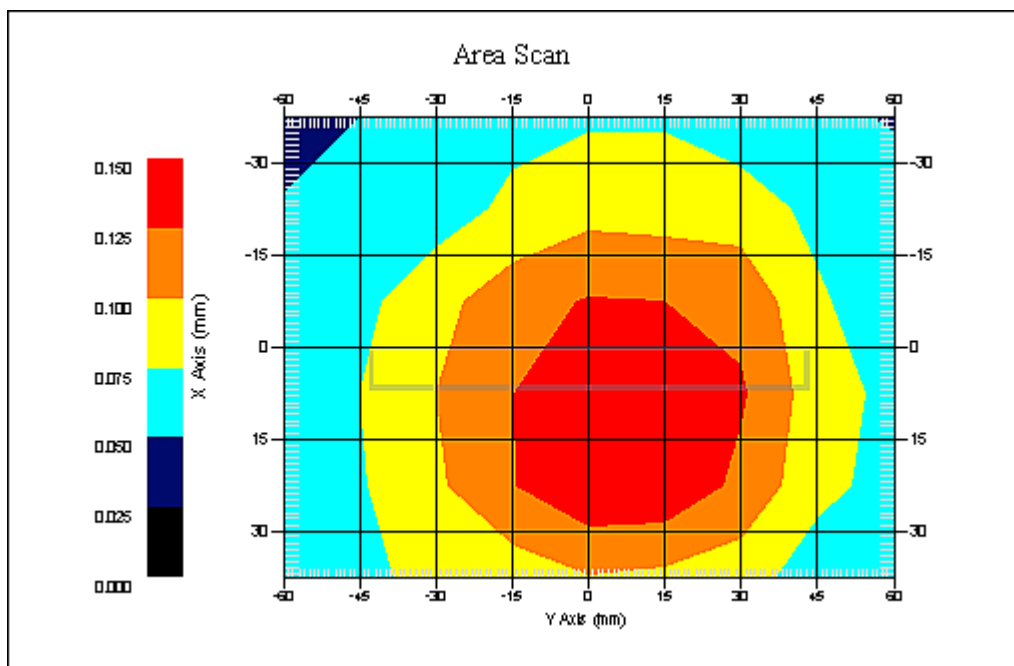
Name : RFEL 217
Model : E020
Type : E-Field Triangle
Serial No. : 217
Last Calib. Date : 17-Jun-2011
Frequency : 750.00 MHz
Duty Cycle Factor: 1
Conversion Factor: 6.3
Probe Sensitivity: 1.20 1.20 1.20 $\mu\text{V}/(\text{V}/\text{m})^2$
Compression Point: 95.00 mV
Offset : 1.56 mm

Measurement Data

Crest Factor : 1
Scan Type : Complete
Tissue Temp. : 20.00 °C
Ambient Temp. : 23.00 °C
Set-up Date : 23-Jul-2011
Set-up Time : 7:10:49 AM
Area Scan : 6x9x1 : Measurement x=15mm, y=15mm, z=4mm
Zoom Scan : 5x5x8 : Measurement x=8mm, y=8mm, z=4mm

Other Data

DUT Position : Side C : RB Size - 1 RB : Offset - 0
Separation : 24 mm
Channel : Mid



1 gram SAR value : 0.139 W/kg
10 gram SAR value : 0.106 W/kg
Area Scan Peak SAR : 0.148 W/kg
Zoom Scan Peak SAR : 0.190 W/kg

SAR Test Report

By Operator : Jay
Measurement Date : 23-Jul-2011
Starting Time : 23-Jul-2011 09:13:32 AM
End Time : 23-Jul-2011 09:32:00 AM
Scanning Time : 1108 secs

Product Data

Device Name : Novatel Wireless
Serial No. : 8044B0FC
Mode : 16QAM
Model : MC551
Frequency : 750.00 MHz
Max. Transmit Pwr : 0.25 W
Drift Time : 0 min(s)
Length : 10 mm
Width : 86 mm
Depth : 36 mm
Antenna Type : Internal
Orientation : Side D : RB Size - 1 RB : Offset - 0
Power Drift-Start : 0.145 W/kg
Power Drift-Finish: 0.144 W/kg
Power Drift (%) : -0.686

Phantom Data

Name : APREL-Uni
Type : Uni-Phantom
Size (mm) : 280 x 280 x 200
Serial No. : System Default
Location : Center
Description : Uni-Phantom

Tissue Data

Type : BODY
Serial No. : 782
Frequency : 782.00 MHz
Last Calib. Date : 23-Jul-2011
Temperature : 23.00 °C
Ambient Temp. : 22.00 °C
Humidity : 42.00 RH%
Epsilon : 54.87 F/m
Sigma : 0.98 S/m
Density : 1000.00 kg/cu. m

Probe Data

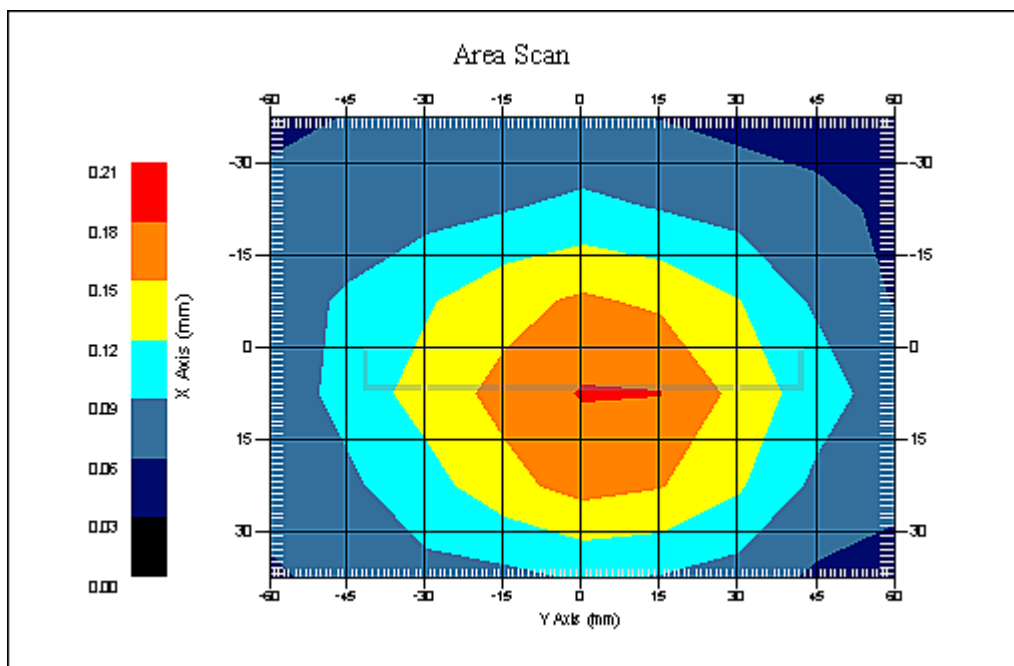
Name : RFEL 217
Model : E020
Type : E-Field Triangle
Serial No. : 217
Last Calib. Date : 17-Jun-2011
Frequency : 750.00 MHz
Duty Cycle Factor: 1
Conversion Factor: 6.3
Probe Sensitivity: 1.20 1.20 1.20 $\mu\text{V}/(\text{V}/\text{m})^2$
Compression Point: 95.00 mV
Offset : 1.56 mm

Measurement Data

Crest Factor : 1
Scan Type : Complete
Tissue Temp. : 20.00 °C
Ambient Temp. : 23.00 °C
Set-up Date : 23-Jul-2011
Set-up Time : 7:10:49 AM
Area Scan : 6x9x1 : Measurement x=15mm, y=15mm, z=4mm
Zoom Scan : 5x5x8 : Measurement x=8mm, y=8mm, z=4mm

Other Data

DUT Position : Side D : RB Size - 1 RB : Offset - 0
Separation : 24 mm
Channel : Mid



1 gram SAR value : 0.170 W/kg
10 gram SAR value : 0.132 W/kg
Area Scan Peak SAR : 0.182 W/kg
Zoom Scan Peak SAR : 0.230 W/kg

SAR Test Report

By Operator : Jay
Measurement Date : 23-Jul-2011
Starting Time : 23-Jul-2011 01:16:20 PM
End Time : 23-Jul-2011 01:32:31 PM
Scanning Time : 971 secs

Product Data

Device Name : Novatel Wireless
Serial No. : 8044B0FC
Mode : 16QAM
Model : MC551
Frequency : 750.00 MHz
Max. Transmit Pwr : 0.25 W
Drift Time : 0 min(s)
Length : 10 mm
Width : 36 mm
Depth : 86 mm
Antenna Type : Internal
Orientation : Side E : RB Size - 1 RB : Offset - 0
Power Drift-Start : 0.091 W/kg
Power Drift-Finish: 0.091 W/kg
Power Drift (%) : 0.636

Phantom Data

Name : APREL-Uni
Type : Uni-Phantom
Size (mm) : 280 x 280 x 200
Serial No. : System Default
Location : Center
Description : Uni-Phantom

Tissue Data

Type : BODY
Serial No. : 782
Frequency : 782.00 MHz
Last Calib. Date : 23-Jul-2011
Temperature : 23.00 °C
Ambient Temp. : 22.00 °C
Humidity : 42.00 RH%
Epsilon : 54.87 F/m
Sigma : 0.98 S/m
Density : 1000.00 kg/cu. m

Probe Data

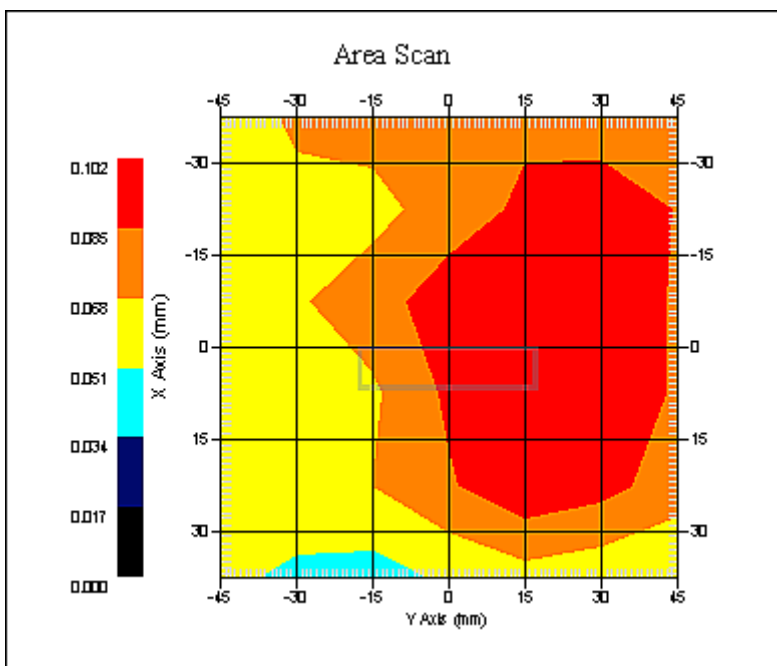
Name : RFEL 217
Model : E020
Type : E-Field Triangle
Serial No. : 217
Last Calib. Date : 17-Jun-2011
Frequency : 750.00 MHz
Duty Cycle Factor: 1
Conversion Factor: 6.3
Probe Sensitivity: 1.20 1.20 1.20 $\mu\text{V}/(\text{V}/\text{m})^2$
Compression Point: 95.00 mV
Offset : 1.56 mm

Measurement Data

Crest Factor : 1
Scan Type : Complete
Tissue Temp. : 20.00 °C
Ambient Temp. : 23.00 °C
Set-up Date : 23-Jul-2011
Set-up Time : 11:49:25 AM
Area Scan : 6x7x1 : Measurement x=15mm, y=15mm, z=4mm
Zoom Scan : 5x5x8 : Measurement x=8mm, y=8mm, z=4mm

Other Data

DUT Position : Side E : RB Size - 1 RB : Offset - 0
Separation : 24 mm
Channel : Mid



1 gram SAR value : 0.095 W/kg
10 gram SAR value : 0.083 W/kg
Area Scan Peak SAR : 0.101 W/kg
Zoom Scan Peak SAR : 0.120 W/kg

SAR Test Report

By Operator : Jay
Measurement Date : 23-Jul-2011
Starting Time : 23-Jul-2011 02:30:22 PM
End Time : 23-Jul-2011 02:46:27 PM
Scanning Time : 965 secs

Product Data

Device Name : Novatel Wireless
Serial No. : 8044B0FC
Mode : 16QAM
Model : MC551
Frequency : 750.00 MHz
Max. Transmit Pwr : 0.25 W
Drift Time : 0 min(s)
Length : 10 mm
Width : 36 mm
Depth : 86 mm
Antenna Type : Internal
Orientation : Side F : RB Size - 1 RB : Offset - 0
Power Drift-Start : 0.120 W/kg
Power Drift-Finish: 0.123 W/kg
Power Drift (%) : 2.525

Phantom Data

Name : APREL-Uni
Type : Uni-Phantom
Size (mm) : 280 x 280 x 200
Serial No. : System Default
Location : Center
Description : Uni-Phantom

Tissue Data

Type : BODY
Serial No. : 782
Frequency : 782.00 MHz
Last Calib. Date : 23-Jul-2011
Temperature : 23.00 °C
Ambient Temp. : 22.00 °C
Humidity : 42.00 RH%
Epsilon : 54.87 F/m
Sigma : 0.98 S/m
Density : 1000.00 kg/cu. m

Probe Data

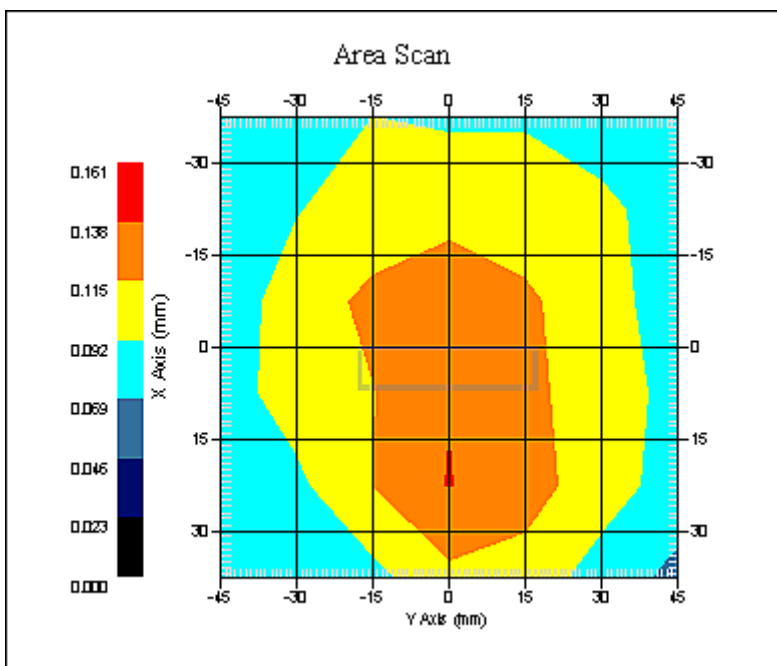
Name : RFEL 217
Model : E020
Type : E-Field Triangle
Serial No. : 217
Last Calib. Date : 17-Jun-2011
Frequency : 750.00 MHz
Duty Cycle Factor: 1
Conversion Factor: 6.3
Probe Sensitivity: 1.20 1.20 1.20 $\mu\text{V}/(\text{V}/\text{m})^2$
Compression Point: 95.00 mV
Offset : 1.56 mm

Measurement Data

Crest Factor : 1
Scan Type : Complete
Tissue Temp. : 20.00 °C
Ambient Temp. : 23.00 °C
Set-up Date : 23-Jul-2011
Set-up Time : 11:49:25 AM
Area Scan : 6x7x1 : Measurement x=15mm, y=15mm, z=4mm
Zoom Scan : 5x5x8 : Measurement x=8mm, y=8mm, z=4mm


Other Data

DUT Position : Side F : RB Size - 1 RB : Offset - 0
Separation : 24 mm
Channel : Mid




1 gram SAR value : 0.140 W/kg
10 gram SAR value : 0.109 W/kg
Area Scan Peak SAR : 0.139 W/kg
Zoom Scan Peak SAR : 0.170 W/kg


Appendix C – SAR Test Setup Photos




System Body Configuration




Body Tissue Depth




Modem Test Configuration Side A 24 mm Gap



Modem Test Configuration Side B 24 mm Gap




Modem Test Configuration Side C 24 mm Gap




Modem Test Configuration Side D 24 mm Gap





Modem Test Configuration Side E 24 mm Gap



Modem Test Configuration Side F 24 mm Gap



Test Locations for Modem Configuration



Antenna Locations



Front of Device USB Connector Open



Front of Device USB Connector Closed



Back of Device

Appendix D – Probe Calibration Data Sheets

NCL CALIBRATION LABORATORIES

Calibration File No.: PC1235

Client.: RFEL

CERTIFICATE OF CALIBRATION

It is certified that the equipment identified below has been calibrated in the
NCL CALIBRATION LABORATORIES by qualified personnel following recognized
procedures and using transfer standards traceable to NRC/NIST.

Equipment: Miniature Isotropic RF Probe

Record of Calibration

Head and Body

Manufacturer: APREL Laboratories

Model No.: E-020

Serial No.: 217


Calibration Procedure: D01-032-E020-V2, D22-012-Tissue, D28-002-Dipole
Project No: RFEL-PC-5598

Calibrated: 17th June 2011
Released on: 20th June 2011

Approved By: Stuart Nicol

This Calibration Certificate is Incomplete Unless Accompanied with the Calibration Results Summary

Released By: _____



NCL CALIBRATION LABORATORIES

303 Terry Fox Drive, Suite 102
Kanata, Ontario
CANADA K2K 3J1

Division of APREL
TEL: (613) 435-8300
FAX: (613) 435-8306

Introduction

This Calibration Report reproduces the results of the calibration performed in line with the references listed below. Calibration is performed using accepted methodologies as per the references listed below. Probes are calibrated for air, and tissue and the values reported are the results from the physical quantification of the probe through meteorological practices.

Calibration Method

Probes are calibrated using the following methods.

<1000MHz

TEM Cell for sensitivity in air

Standard phantom using temperature transfer method for sensitivity in tissue

>1000MHz

Waveguide* method to determine sensitivity in air and tissue

*Waveguide is numerically (simulation) assessed to determine the field distribution and power

The boundary effect for the probe is assessed using a standard flat phantom where the probe output is compared against a numerically simulated series of data points

References

- IEEE Standard 1528 (2003) including Amendment 1
IEEE Recommended Practice for Determining the Peak Spatial-Average Specific Absorption Rate (SAR) in the Human Head from Wireless Communications Devices: Measurement Techniques
- EN 62209-1 (2006)
Human Exposure to RF Fields from hand-held and body-mounted wireless communication devices - Human models, instrumentation, and procedures-Part 1: Procedure to measure the Specific Absorption Rate (SAR) for hand-held mobile wireless devices
- IEC 62209-2 Ed. 1.0 (2010-03)
Human exposure to RF fields from hand-held and body-mounted wireless devices - Human models, instrumentation, and procedures - Part 2: specific absorption rate (SAR) for wireless communication devices (30 MHz - 6 GHz)
- TP-D01-032-E020-V2 E-Field probe calibration procedure
- D22-012-Tissue dielectric tissue calibration procedure
- D28-002-Dipole procedure for validation of SAR system using a dipole
- IEEE 1309 Draft Standard for Calibration of Electromagnetic Field Sensors and Probes, Excluding Antennas, from 9kHz to 40GHz

NCL Calibration Laboratories

Division of APREL Inc.

Conditions

Probe 217 was a new calibration exercise.

Ambient Temperature of the Laboratory: 22 °C +/- 1.5°C
Temperature of the Tissue: 21 °C +/- 1.5°C
Relative Humidity: < 60%

Primary Measurement Standards

Instrument	Serial Number	Cal date
Power meter Anritsu MA2408A	90025437	Nov.4, 2010
Power Sensor Anritsu MA2481D	103555	Nov 4, 2010
Attenuator HP 8495A (70dB)	1944A10711	Sept. 14, 2010
Network Analyzer Anritsu MT8801C	MB11855	Feb. 8, 2011


Secondary Measurement Standards

Signal Generator Agilent E4438C -506 MY55182336 June 7, 2011


Attestation

The below named signatories have conducted the calibration and review of the data which is presented in this calibration report.

We the undersigned attest that to the best of our knowledge the calibration of this probe has been accurately conducted and that all information contained within this report has been reviewed for accuracy.



Stuart Nicol



Jesse Hones

Probe Summary

Probe Type:	E-Field Probe E020
Serial Number:	217
Frequency:	750MHz
Sensor Offset:	1.56
Sensor Length:	2.5
Tip Enclosure:	Composite*
Tip Diameter:	< 2.9 mm
Tip Length:	55 mm
Total Length:	289 mm

*Resistive to recommended tissue recipes per IEEE-1528

Sensitivity in Air

Channel X:	$1.2 \mu\text{V}/(\text{V}/\text{m})^2$
Channel Y:	$1.2 \mu\text{V}/(\text{V}/\text{m})^2$
Channel Z:	$1.2 \mu\text{V}/(\text{V}/\text{m})^2$
Diode Compression Point:	95 mV

NCL Calibration Laboratories

Division of APREL Inc.

Calibration for Tissue (Head H, Body B)

Frequency	Tissue Type	Measured Epsilon	Measured Sigma	Calibration Uncertainty	Tolerance Uncertainty for 5%*	Conversion Factor
450 H	Head	X	X	X	X	X
450 B	Body	X	X	X	X	X
750 H	Head	X	X	X	X	X
750 B	Body	55.54	0.94	3.94	3.4	6.3
835 H	Head	X	X	X	X	X
835 B	Body	X	X	X	X	X
900 H	Head	X	X	X	X	X
900 B	Body	X	X	X	X	X
1450 H	Head	X	X	X	X	X
1450 B	Body	X	X	X	X	X
1500 H	Head	X	X	X	X	X
1500 B	Body	X	X	X	X	X
1640 H	Head	X	X	X	X	X
1640 B	Body	X	X	X	X	X
1750 H	Head	X	X	X	X	X
1750 B	Body	X	X	X	X	X
1800 H	Head	X	X	X	X	X
1800 B	Body	X	X	X	X	X
1900 H	Head	X	X	X	X	X
1900 B	Body	X	X	X	X	X
2000 H	Head	X	X	X	X	X
2000 B	Body	X	X	X	X	X
2100 H	Head	X	X	X	X	X
2100 B	Body	X	X	X	X	X
2300 H	Head	X	X	X	X	X
2300 B	Body	X	X	X	X	X
2450 H	Head	X	X	X	X	X
2450B	Body	X	X	X	X	X
2600 H	Head	X	X	X	X	X
2600 B	Body	X	X	X	X	X
3000 H	Head	X	X	X	X	X
3000 B	Body	X	X	X	X	X
3600 H	Head	X	X	X	X	X
3600 B	Body	X	X	X	X	X
5200 H	Head	X	X	X	X	X
5200 B	Body	X	X	X	X	X
5600 H	Head	X	X	X	X	X
5600 B	Body	X	X	X	X	X
5800 H	Head	X	X	X	X	X
5800 B	Body	X	X	X	X	X

Boundary Effect:

Uncertainty resulting from the boundary effect is less than 2.1% for the distance between the tip of the probe and the tissue boundary, when less than 0.58mm.

Spatial Resolution:

The spatial resolution uncertainty is less than 1.5% for 4.9mm diameter probe.
The spatial resolution uncertainty is less than 1.0% for 2.5mm diameter probe.

DAQ-PAQ Contribution

To minimize the uncertainty calculation all tissue sensitivity values were calculated using a load impedance of 5 M Ω .

Boundary Effect:

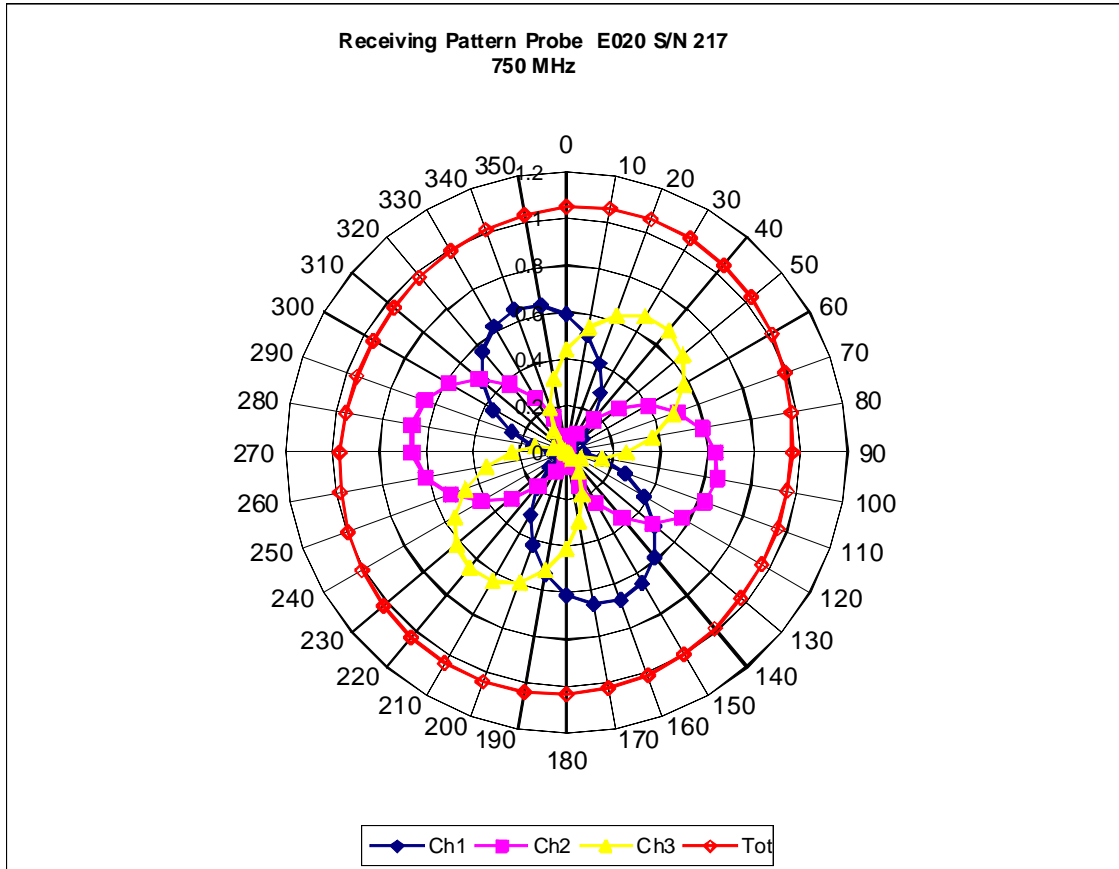
For a distance of 0.58mm the worst case evaluated uncertainty (increase in the probe sensitivity) is less than 2.1%.

NOTES:

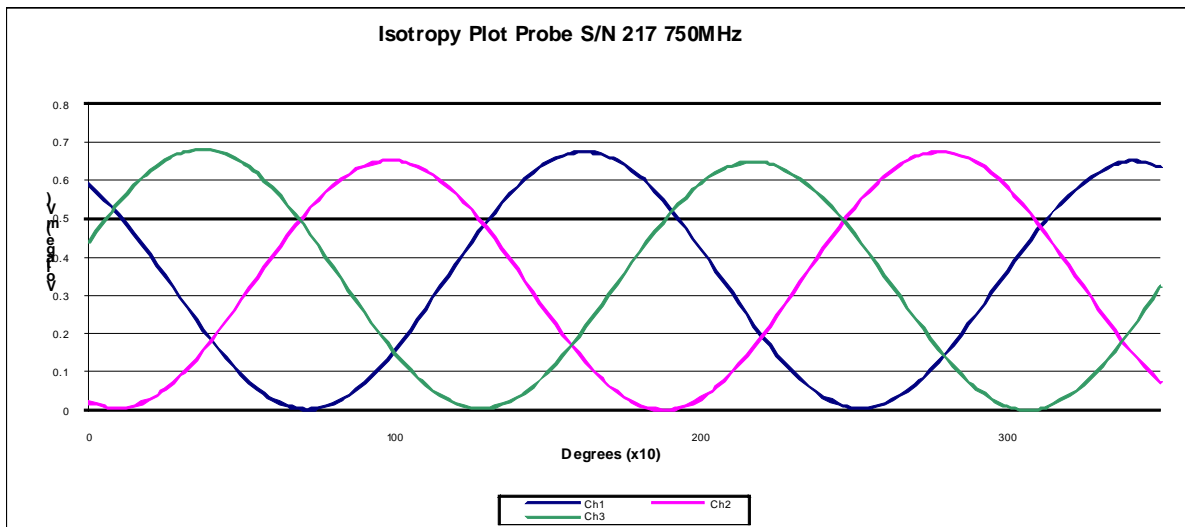
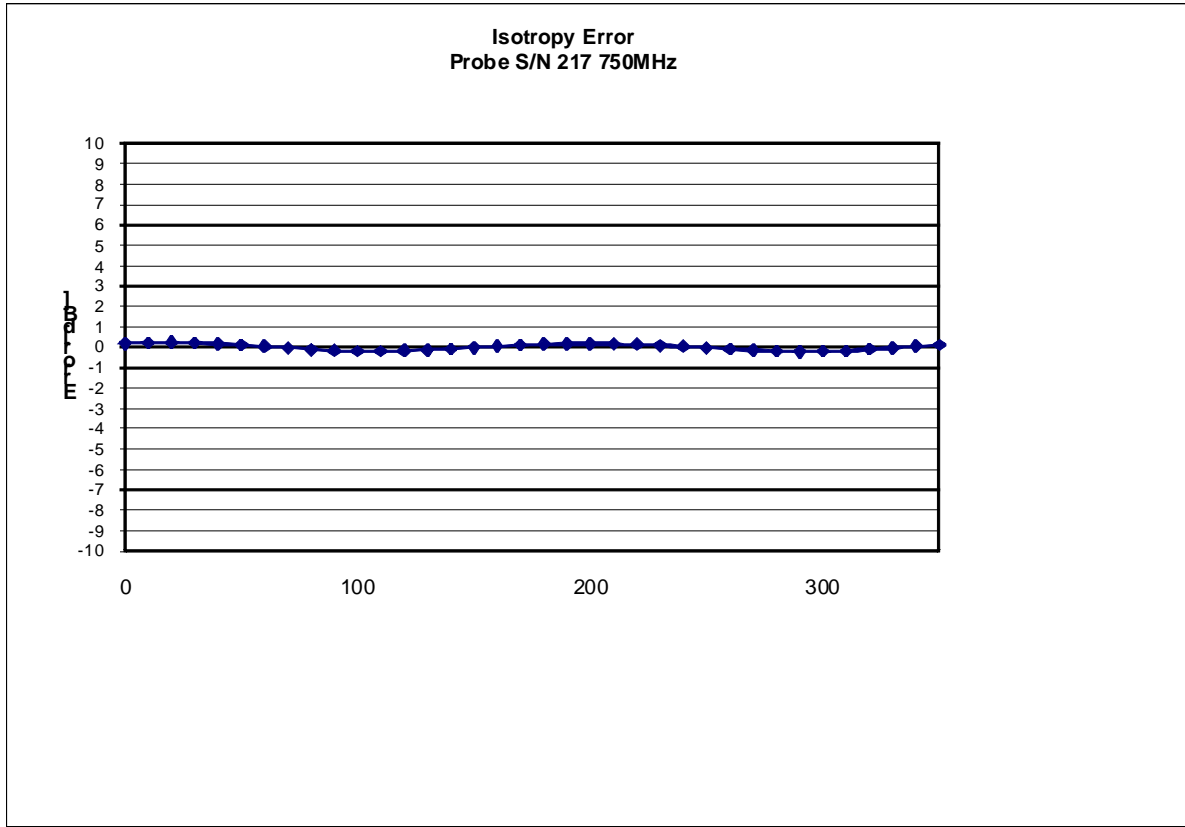
*The maximum deviation from the centre frequency when comparing the lower to upper range is listed.

The probe was received in good condition.

Receiving Pattern Air



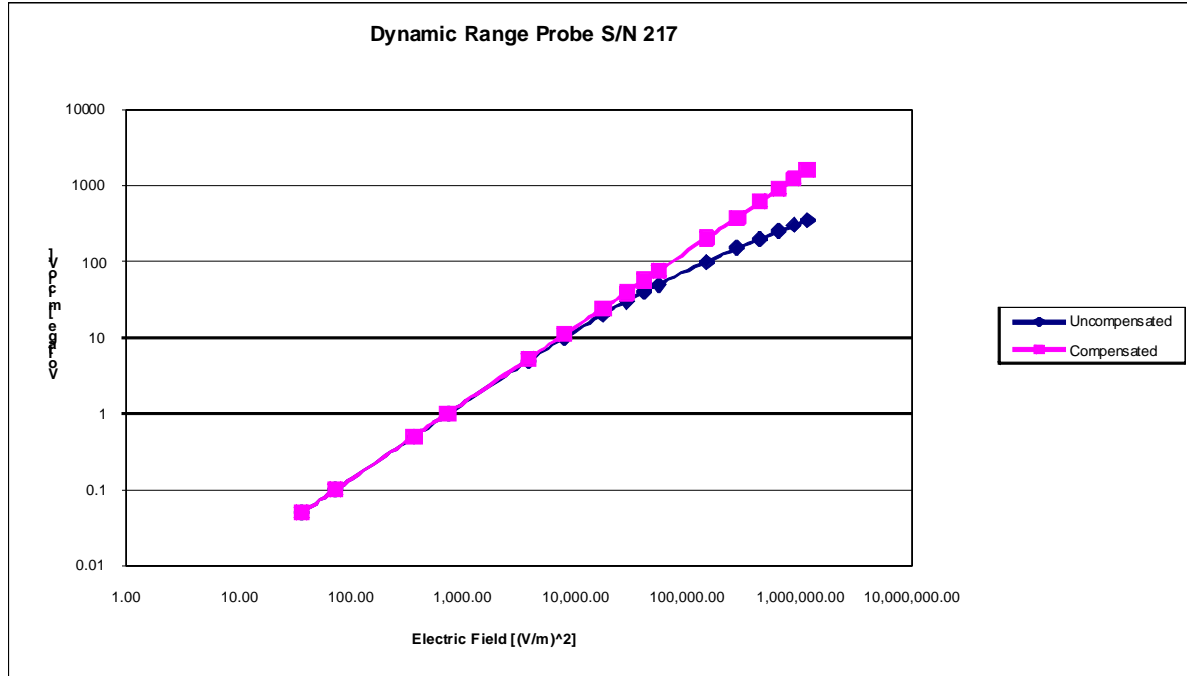
Isotropy Error 750 MHz (Air)



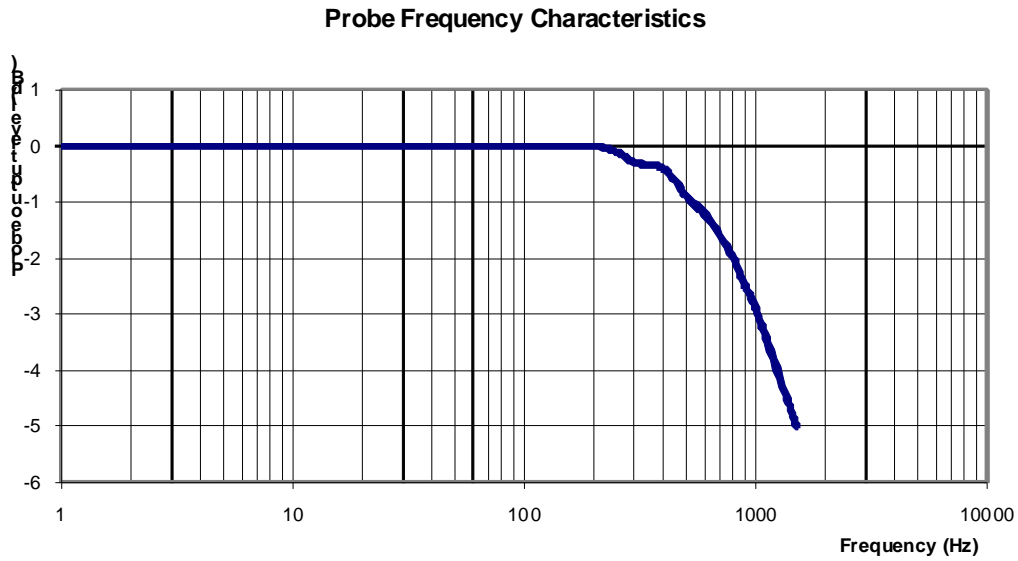
Isotropicity Tissue:

0.10 dB

Dynamic Range



Video Bandwidth



Video Bandwidth at 500 Hz 1 dB
Video Bandwidth at 1.02 KHz: 3 dB

Test Equipment

The test equipment used during Probe Calibration, manufacturer, model number and, current calibration status are listed and located on the main APREL server R:\NCL\Calibration Equipment\Instrument List May 2011.

NCL CALIBRATION LABORATORIES

Calibration File No.: CP-1156

Client.: RFEL

CERTIFICATE OF CALIBRATION

It is certified that the equipment identified below has been calibrated in the **NCL CALIBRATION LABORATORIES** by qualified personnel following recognized procedures and using transfer standards traceable to NRC/NIST.

Equipment: Miniature Isotropic RF Probe 835 MHz

Manufacturer: APREL Laboratories

Model No.: E-020

Serial No.: 215

Body Calibration

Calibration Procedure: SSI/DRB-TP-D01-032-E020-V2

Project No: RFEL-E-020-Cal-5539

Calibrated: 22 September 2010

Released on: 27 September 2010

This Calibration Certificate is Incomplete Unless Accompanied with the Calibration Results Summary
This calibration has been conducted in line with the SCC ISO-IEC 17025 Scope of Accreditation
Accredited Laboratory Number 48

Released By: _____

NCL CALIBRATION LABORATORIES

17 Bentley Ave
NEPEAN, ONTARIO
CANADA K2E 6T7

Division of APREL Lab.
TEL: (613) 820-4988
FAX: (613) 820-4161

Introduction

This Calibration Report reproduces the results of the calibration performed in line with the SSI/DRB-TP-D01-032-E020-V2 E-Field Probe Calibration Procedure. The results contained within this report are for APREL E-Field Probe E-020 215.

References


SSI/DRB-TP-D01-032-E020-V2 E-Field Probe Calibration Procedure
IEEE 1528 "Recommended Practice for Determining the Peak Spatial-Average Specific Absorption Rate (SAR) in the Human Body Due to Wireless Communications Devices: Experimental Techniques"
IEEE 1309 "IEEE Standard for Calibration of Electromagnetic Field Sensors and Probes, Excluding Antennas, from 9 KHz to 40 GHz" 2005
SSI-TP-011 Tissue Calibration Procedure
IEC 62209 "Human exposure to radio frequency fields from handheld and body-mounted wireless communication devices –Human models, instrumentation and procedures Part 1 & 2: Procedure to determine the Specific Absorption Rate (SAR) for handheld devices used in close proximity of the ear (frequency range of 200MHz to 3GHz)"

Conditions


Probe 215 was a re-calibration.

Ambient Temperature of the Laboratory: 22 °C +/- 0.5°C
Temperature of the Tissue: 21 °C +/- 0.5°C

We the undersigned attest that to the best of our knowledge the calibration of this probe has been accurately conducted and that all information contained within this report has been reviewed for accuracy.



Stuart Nicol



Jesse Hones

Calibration Results Summary

Probe Type:	E-Field Probe E-020
Serial Number:	215
Frequency:	835 MHz
Sensor Offset:	1.56 mm
Sensor Length:	2.5 mm
Tip Enclosure:	Ertalyte*
Tip Diameter:	<5 mm
Tip Length:	60 mm
Total Length:	290 mm

*Resistive to recommended tissue recipes per IEEE-1528

Sensitivity in Air

Channel X:	1.2 $\mu\text{V}/(\text{V}/\text{m})^2$
Channel Y:	1.2 $\mu\text{V}/(\text{V}/\text{m})^2$
Channel Z:	1.2 $\mu\text{V}/(\text{V}/\text{m})^2$
Diode Compression Point:	95 mV

Sensitivity in Body Tissue Measured

Frequency: 835 MHz

Epsilon: 53.7 (+/-5%) **Sigma:** 0.96 S/m (+/-5%)

ConvF

Channel X: 6.3

Channel Y: 6.3

Channel Z: 6.3

Tissue sensitivity values were calculated using the load impedance of the APREL Laboratories Daq-Paq.

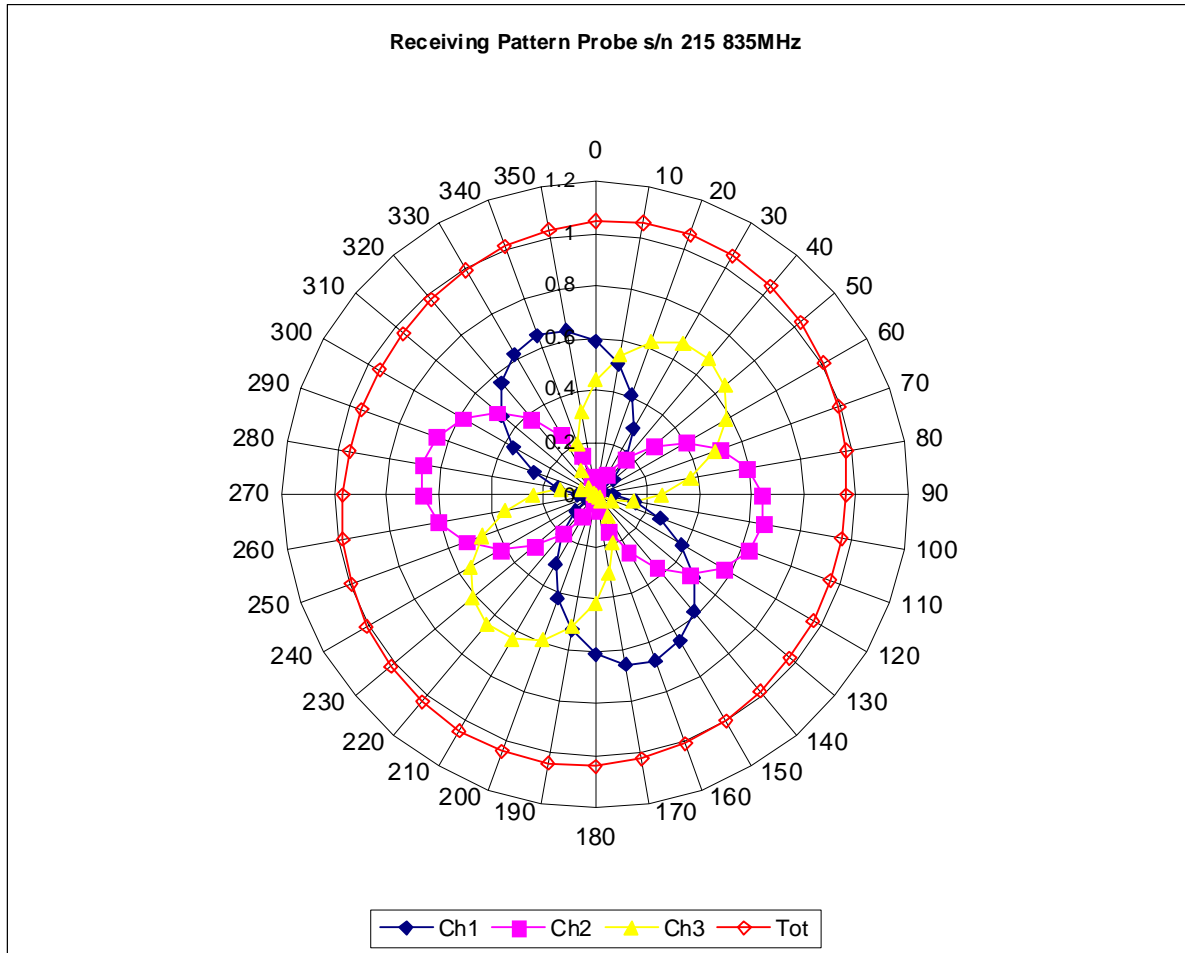
Boundary Effect:

Uncertainty resulting from the boundary effect is less than 2% for the distance between the tip of the probe and the tissue boundary, when less than 2.44mm.

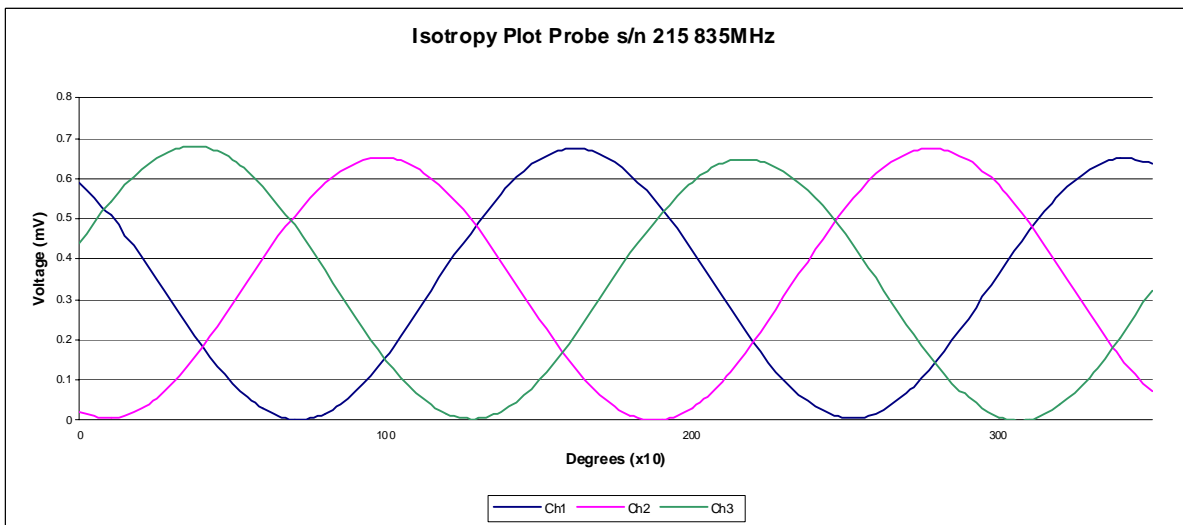
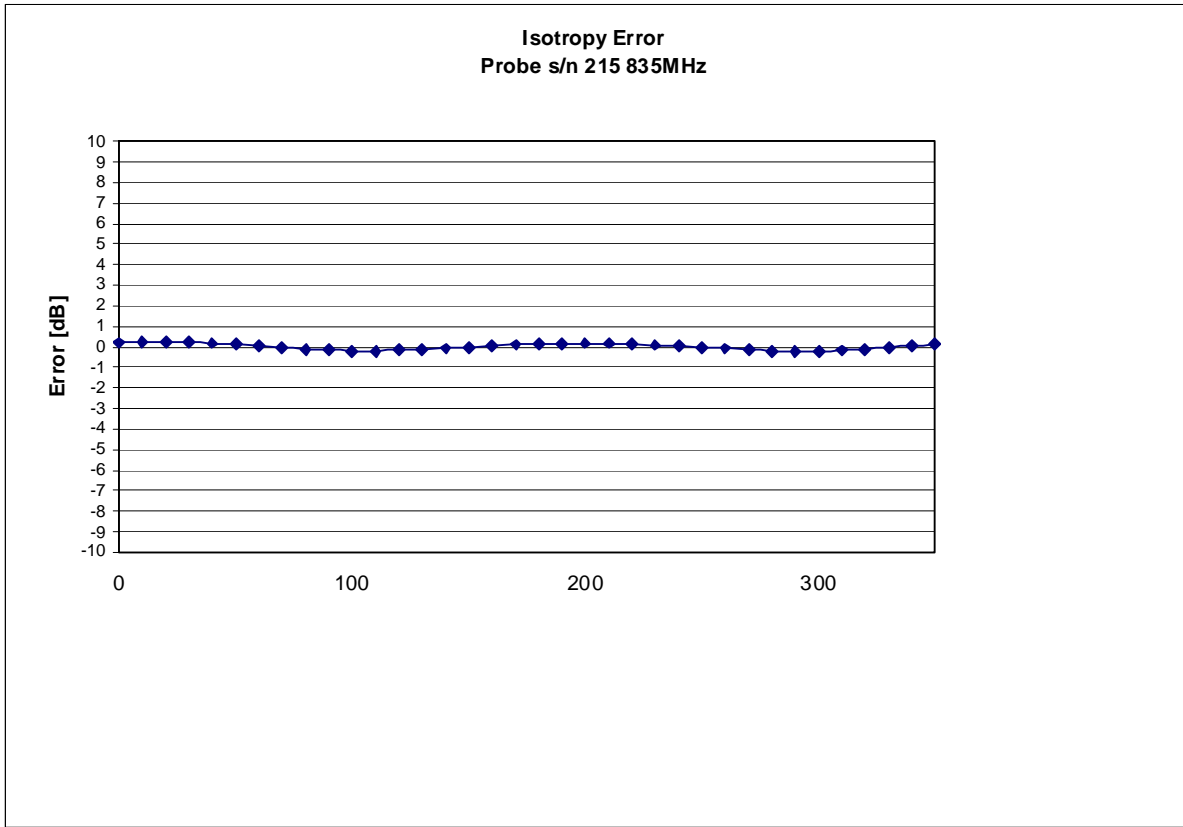
Spatial Resolution:

The measured probe tip diameter is 5 mm (+/- 0.01 mm) and therefore meets the requirements of SSI/DRB-TP-D01-032 for spatial resolution.

Receiving Pattern 835 MHz (Air)



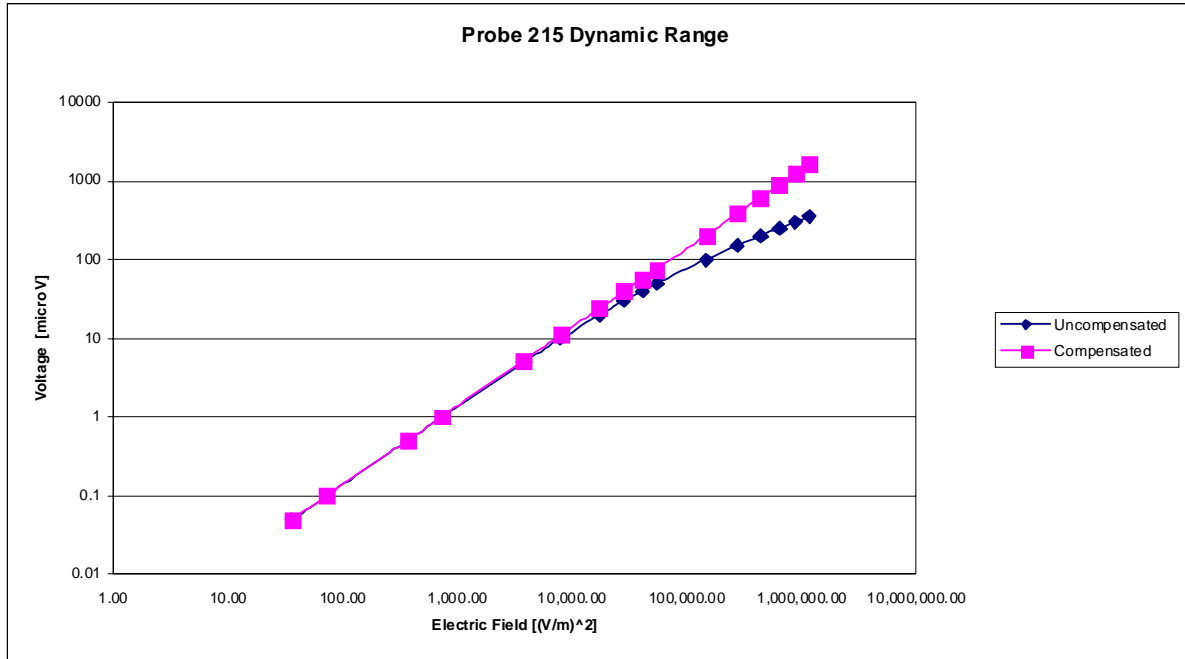
Isotropy Error 835 MHz (Air)



Isotropicity Tissue:

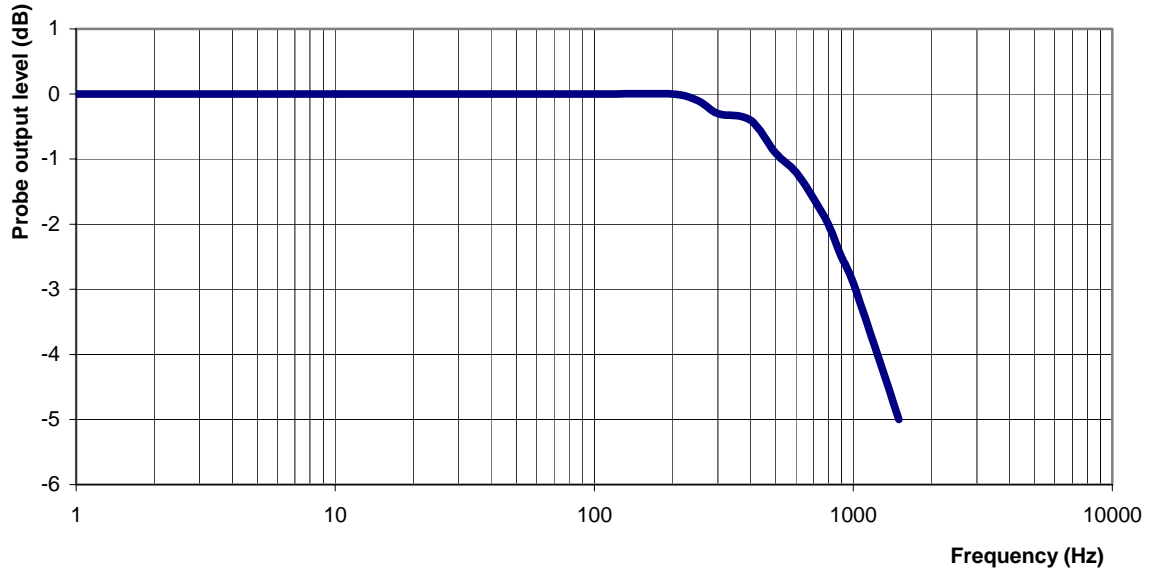
0.10 dB

Dynamic Range



Video Bandwidth

Probe Frequency Characteristics



Video Bandwidth at 500 Hz 1 dB
Video Bandwidth at 1.02 KHz: 3 dB

Conversion Factor Uncertainty Assessment Measured

Sensitivity in Body Tissue

Frequency: 835 MHz

Epsilon: 53.7 (+/-5%) **Sigma:** 0.96 S/m (+/-5%)

ConvF

Channel X: 6.3 7%(K=2)

Channel Y: 6.3 7%(K=2)

Channel Z: 6.3 7%(K=2)

To minimize the uncertainty calculation all tissue sensitivity values were calculated using a load impedance of 5 MΩ.

Boundary Effect:

For a distance of 2.5mm the evaluated uncertainty (increase in the probe sensitivity) is less than 2%.

Test Equipment

The test equipment used during Probe Calibration, manufacturer, model number and, current calibration status are listed and located on the main APREL server R:\NCL\Calibration Equipment\Instrument List May 2010

NCL CALIBRATION LABORATORIES

Calibration File No.: CP-1162

Client.: RFEL

CERTIFICATE OF CALIBRATION

It is certified that the equipment identified below has been calibrated in the **NCL CALIBRATION LABORATORIES** by qualified personnel following recognized procedures and using transfer standards traceable to NRC/NIST.

Equipment: Miniature Isotropic RF Probe 1900 MHz

Manufacturer: APREL Laboratories

Model No.: E-020

Serial No.: 215

Body Calibration

Calibration Procedure: SSI/DRB-TP-D01-032-E020-V2

Project No: RFEL-E-020-Cal-5539

Calibrated: 22 September 2010

Released on: 27 September 2010

This Calibration Certificate is Incomplete Unless Accompanied with the Calibration Results Summary
This calibration has been conducted in line with the SCC ISO-IEC 17025 Scope of Accreditation
Accredited Laboratory Number 48

Released By: _____

NCL CALIBRATION LABORATORIES

17 Bentley Ave
NEPEAN, ONTARIO
CANADA K2E 6T7

Division of APREL Lab.
TEL: (613) 820-4988
FAX: (613) 820-4161

Introduction

This Calibration Report reproduces the results of the calibration performed in line with the SSI/DRB-TP-D01-032-E020-V2 E-Field Probe Calibration Procedure. The results contained within this report are for APREL E-Field Probe E-020 215.

References


SSI/DRB-TP-D01-032-E020-V2 E-Field Probe Calibration Procedure
IEEE 1528 "Recommended Practice for Determining the Peak Spatial-Average Specific Absorption Rate (SAR) in the Human Body Due to Wireless Communications Devices: Experimental Techniques"
IEEE 1309 "IEEE Standard for Calibration of Electromagnetic Field Sensors and Probes, Excluding Antennas, from 9 KHz to 40 GHz" 2005
SSI-TP-011 Tissue Calibration Procedure
IEC 62209 "Human exposure to radio frequency fields from handheld and body-mounted wireless communication devices –Human models, instrumentation and procedures Part 1 & 2: Procedure to determine the Specific Absorption Rate (SAR) for handheld devices used in close proximity of the ear (frequency range of 200MHz to 3GHz)"

Conditions


Probe 215 was a re-calibration.

Ambient Temperature of the Laboratory: 22 °C +/- 0.5°C
Temperature of the Tissue: 21 °C +/- 0.5°C

We the undersigned attest that to the best of our knowledge the calibration of this probe has been accurately conducted and that all information contained within this report has been reviewed for accuracy.



Stuart Nicol



Jesse Hones

Calibration Results Summary

Probe Type:	E-Field Probe E-020
Serial Number:	215
Frequency:	1900 MHz
Sensor Offset:	1.56 mm
Sensor Length:	2.5 mm
Tip Enclosure:	Ertalyte*
Tip Diameter:	<5 mm
Tip Length:	60 mm
Total Length:	290 mm

*Resistive to recommended tissue recipes per IEEE-1528

Sensitivity in Air

Channel X:	1.2 $\mu\text{V}/(\text{V}/\text{m})^2$
Channel Y:	1.2 $\mu\text{V}/(\text{V}/\text{m})^2$
Channel Z:	1.2 $\mu\text{V}/(\text{V}/\text{m})^2$
Diode Compression Point:	95 mV

Sensitivity in Body Tissue Measured

Frequency: 1900 MHz

Epsilon: 51.9 (+/-5%) **Sigma:** 1.56 S/m (+/-5%)

ConvF

Channel X: 5.0

Channel Y: 5.0

Channel Z: 5.0

Tissue sensitivity values were calculated using the load impedance of the APREL Laboratories Daq-Paq.

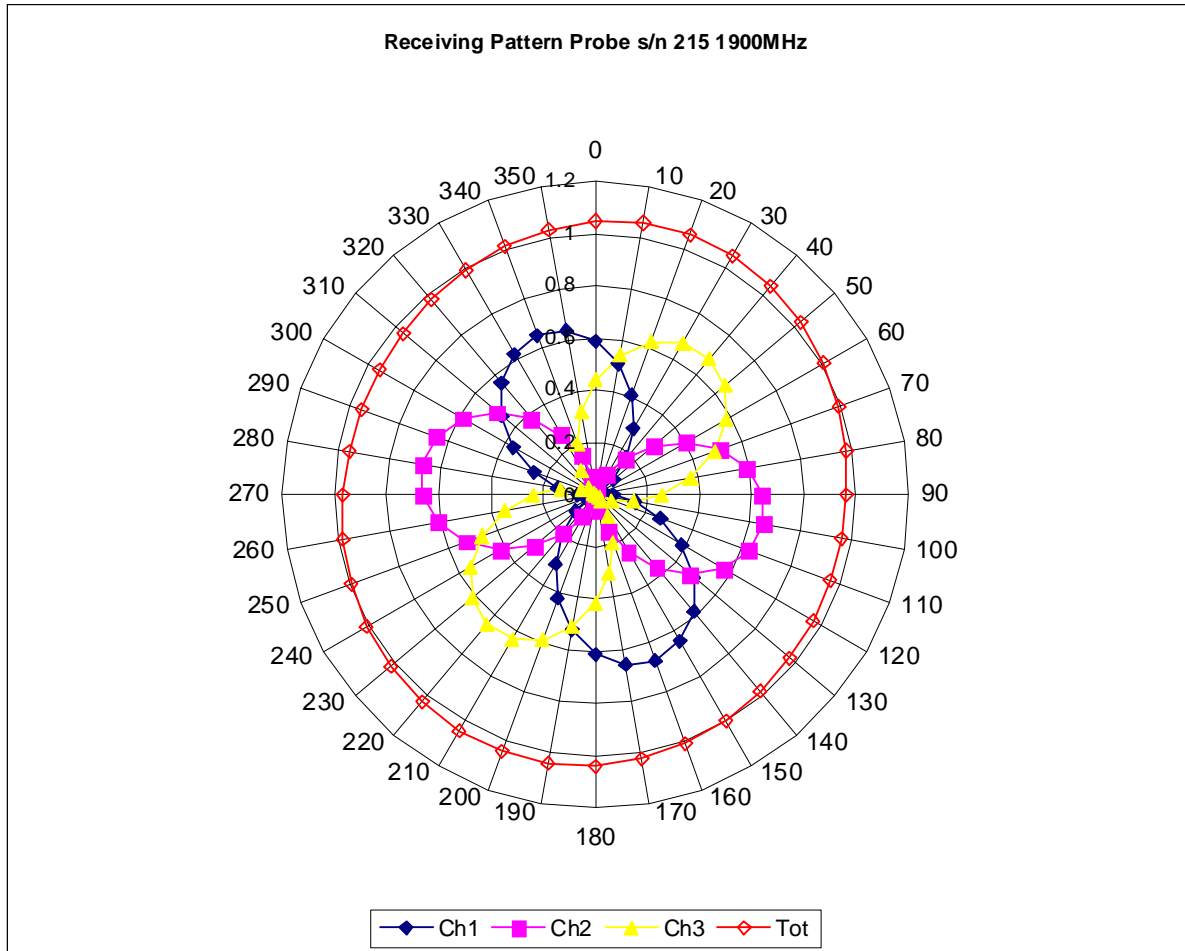
Boundary Effect:

Uncertainty resulting from the boundary effect is less than 2% for the distance between the tip of the probe and the tissue boundary, when less than 2.44mm.

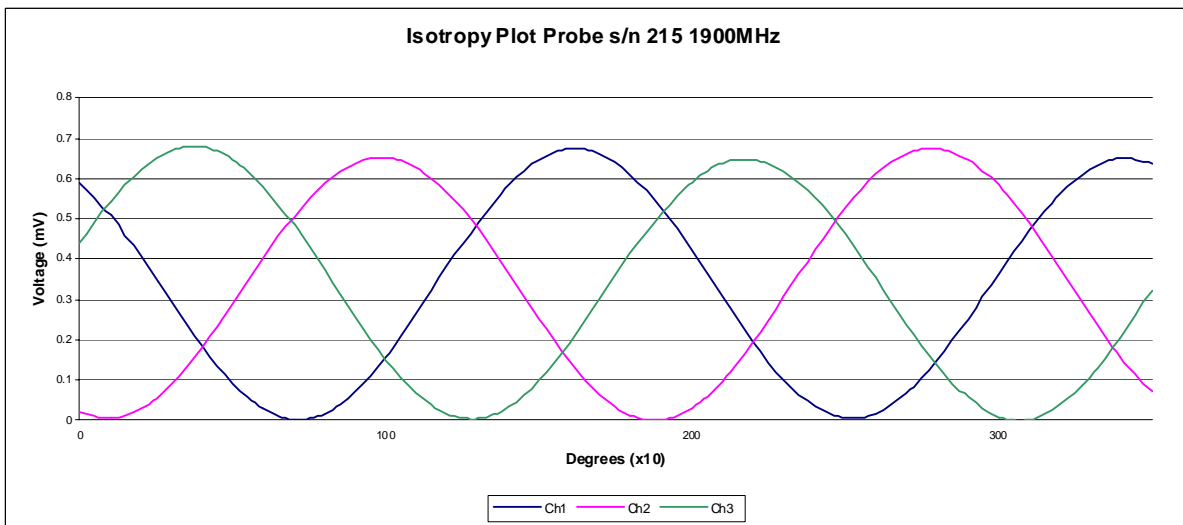
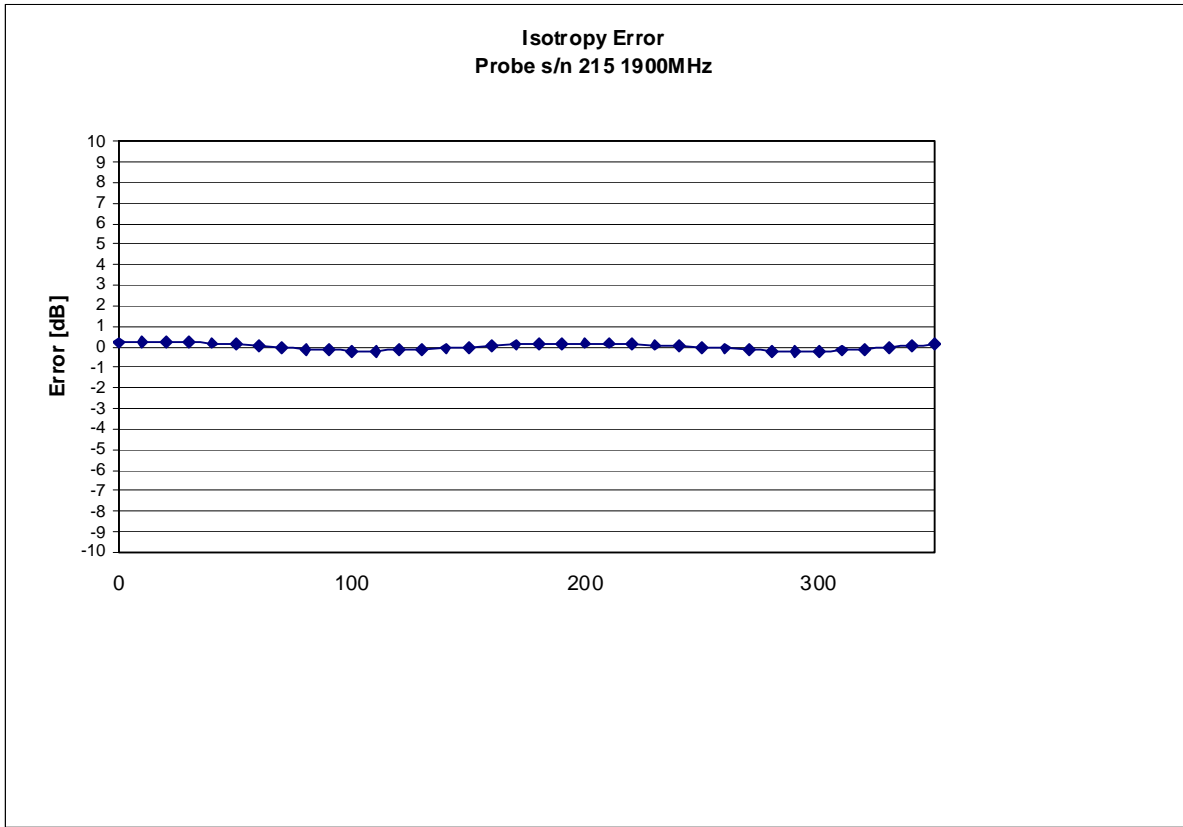
Spatial Resolution:

The measured probe tip diameter is 5 mm (+/- 0.01 mm) and therefore meets the requirements of SSI/DRB-TP-D01-032 for spatial resolution.

Receiving Pattern 1900 MHz (Air)



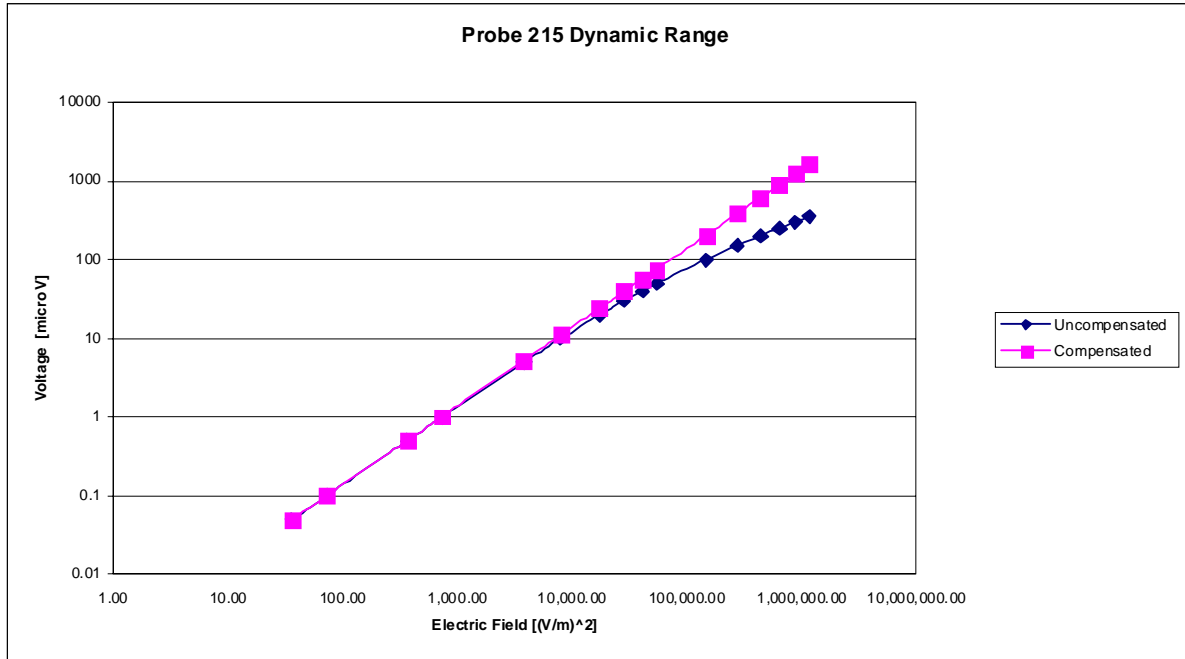
Isotropy Error 1900 MHz (Air)



Isotropicity Tissue:

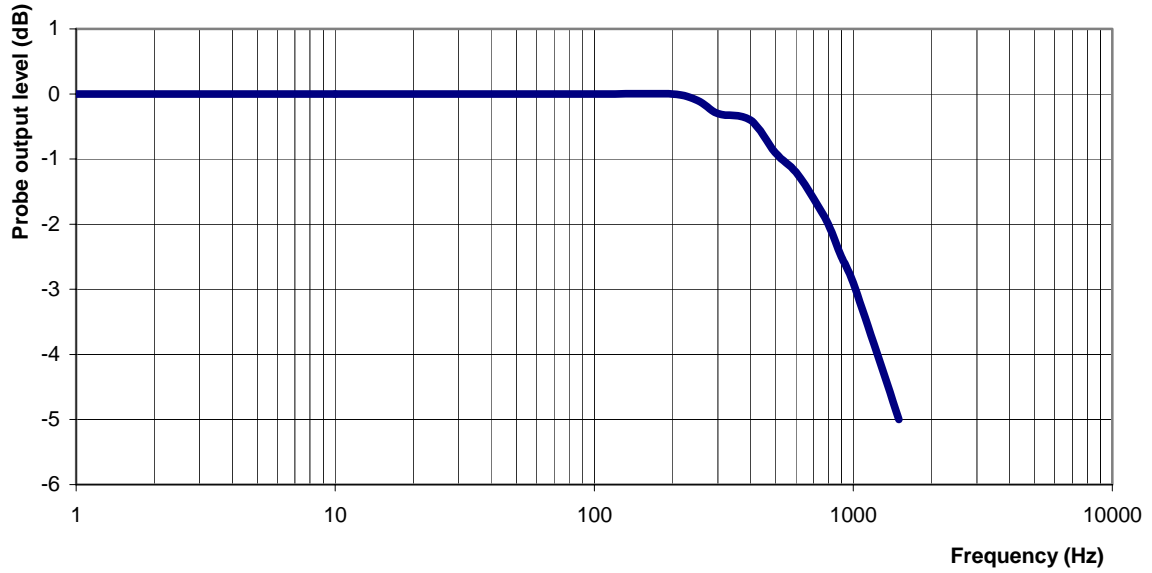
0.10 dB

Dynamic Range



Video Bandwidth

Probe Frequency Characteristics



Video Bandwidth at 500 Hz 1 dB
Video Bandwidth at 1.02 KHz: 3 dB

Conversion Factor Uncertainty Assessment Measured

Sensitivity in Body Tissue

Frequency: 1900 MHz

Epsilon: 51.9 (+/-5%) **Sigma:** 1.56 S/m (+/-5%)

ConvF

Channel X: 5.0 7%(K=2)

Channel Y: 5.0 7%(K=2)

Channel Z: 5.0 7%(K=2)

To minimize the uncertainty calculation all tissue sensitivity values were calculated using a load impedance of 5 MΩ.

Boundary Effect:

For a distance of 2.5mm the evaluated uncertainty (increase in the probe sensitivity) is less than 2%.

Test Equipment

The test equipment used during Probe Calibration, manufacturer, model number and, current calibration status are listed and located on the main APREL server R:\NCL\Calibration Equipment\Instrument List May 2010.

Appendix E – Dipole Calibration Data Sheets

NCL CALIBRATION LABORATORIES

Calibration File No: DC-1178
Project Number: RFEL-DC-750B-5548

CERTIFICATE OF CALIBRATION

It is certified that the equipment identified below has been calibrated in the
NCL CALIBRATION LABORATORIES by qualified personnel following recognized
procedures and using transfer standards traceable to NRC/NIST.

Validation Dipole

Manufacturer: APREL Laboratories

Part number: ALS-D-750-S-2

Frequency: 750 MHz

Serial No: 177-00501

Customer: RFEL

Body Calibration

Calibrated: 15th November 2010
Released on: 16th November 2010

This Calibration Certificate is Incomplete Unless Accompanied with the Calibration Results Summary

Released By: _____

NCL CALIBRATION LABORATORIES

51 SPECTRUM WAY
NEPEAN, ONTARIO
CANADA K2R 1E6

Division of APREL Lab.
TEL: (613) 820-4988
FAX: (613) 820-4162

NCL Calibration Laboratories

Division of APREL Laboratories.

Conditions


Dipole 177-00501 was a new calibration.

Ambient Temperature of the Laboratory: 22 °C +/- 0.5°C

Temperature of the Tissue: 21 °C +/- 0.5°C

We the undersigned attest that to the best of our knowledge the calibration of this device has been accurately conducted and that all information contained within this report has been reviewed for accuracy.

We the undersigned attest that to the best of our knowledge the calibration of this device has been accurately conducted and that all information contained within this report has been reviewed for accuracy.



Stuart Nicol



C. Teodorian

Calibration Results Summary

The following results relate the Calibrated Dipole and should be used as a quick reference for the user.

Mechanical Dimensions

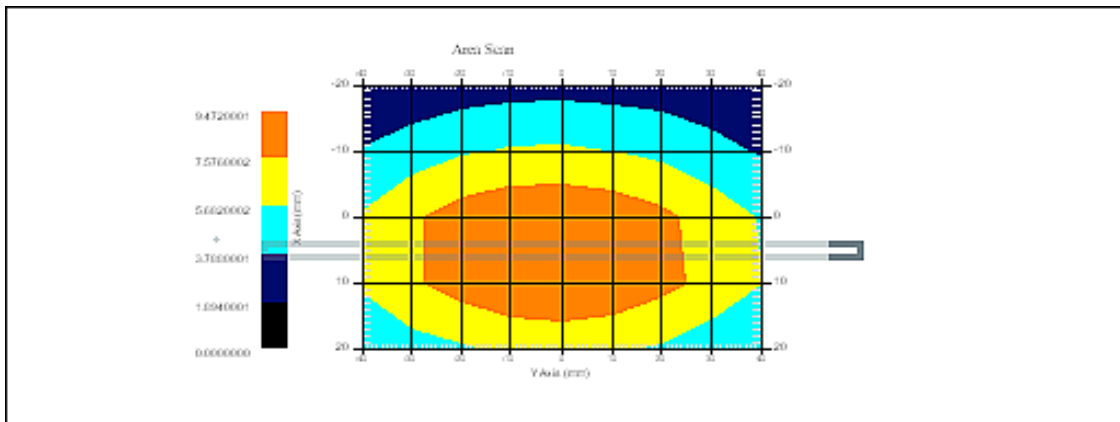
Length: 180.2 mm
Height: 97.0 mm

Electrical Specification

SWR: 1.098U
Return Loss: -27.875 dB
Impedance: 52.754 Ω

System Validation Results

Frequency	1 Gram	10 Gram	Peak
750 MHz	8.7	5.64	12.9



Introduction

This Calibration Report has been produced in line with the SSI Dipole Calibration Procedure SSI-TP-018-ALSAS. The results contained within this report are for Validation Dipole 177-00501. The calibration routine consisted of a three-step process. Step 1 was a mechanical verification of the dipole to ensure that it meets the mechanical specifications. Step 2 was an Electrical Calibration for the Validation Dipole, where the SWR, Impedance, and the Return loss were assessed. Step 3 involved a System Validation using the ALSAS-10U, along with APREL E-020 130 MHz to 26 GHz E-Field Probe Serial Number 2225.

References

SSI-TP-018-ALSAS Dipole Calibration Procedure

SSI-TP-016 Tissue Calibration Procedure

IEEE 1528 "Recommended Practice for Determining the Peak Spatial-Average Specific Absorption Rate (SAR) in the Human Body Due to Wireless Communications Devices: Experimental Techniques"

Conditions

Dipole 177-00501 was a new calibration.

Ambient Temperature of the Laboratory: 22 °C +/- 0.5°C

Temperature of the Tissue: 20 °C +/- 0.5°C

Dipole Calibration Results

Mechanical Verification

APREL Length	APREL Height	Measured Length	Measured Height
180.0 mm	97.8 mm	180.2 mm	97.0 mm

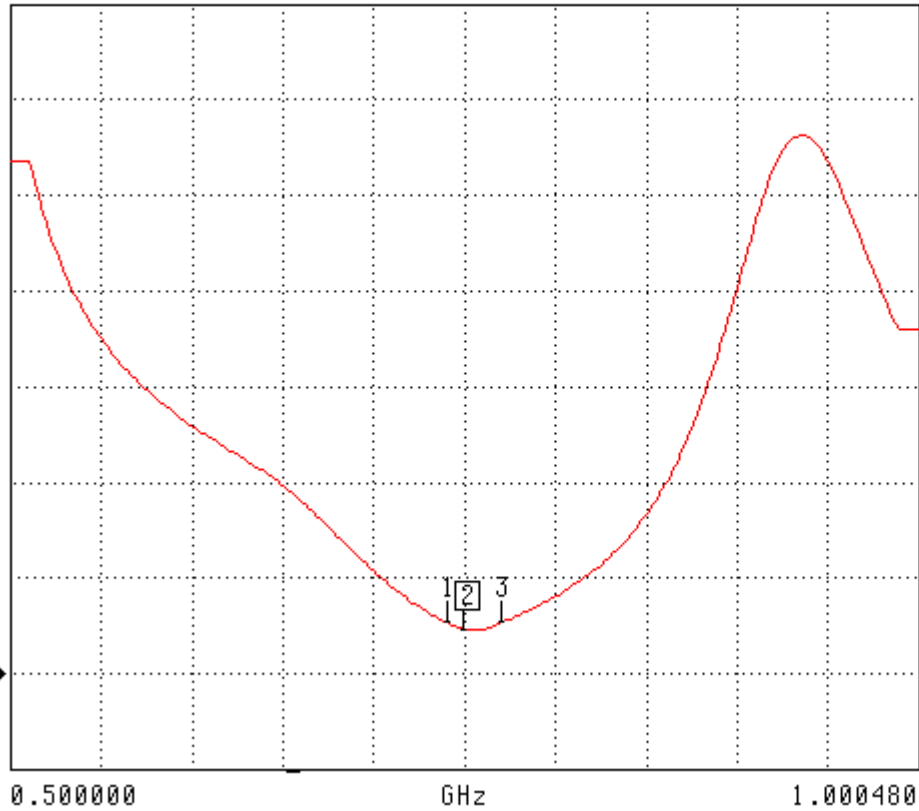
Tissue Validation

Body Tissue 750MHz	Measured
Dielectric constant, ϵ_r	57.07
Conductivity, σ [S/m]	1.02

SWR

S11 FORWARD REFLECTION

SWR REF=172.168 mU 2.000 U/DIV



CH 1 - S11
5.0584 mm REF
0.000 dB OFFSET
0.00° OFFSET

▶ MARKER 2
0.750000 GHz
1.098 U

MARKER TO MAX
MARKER TO MIN

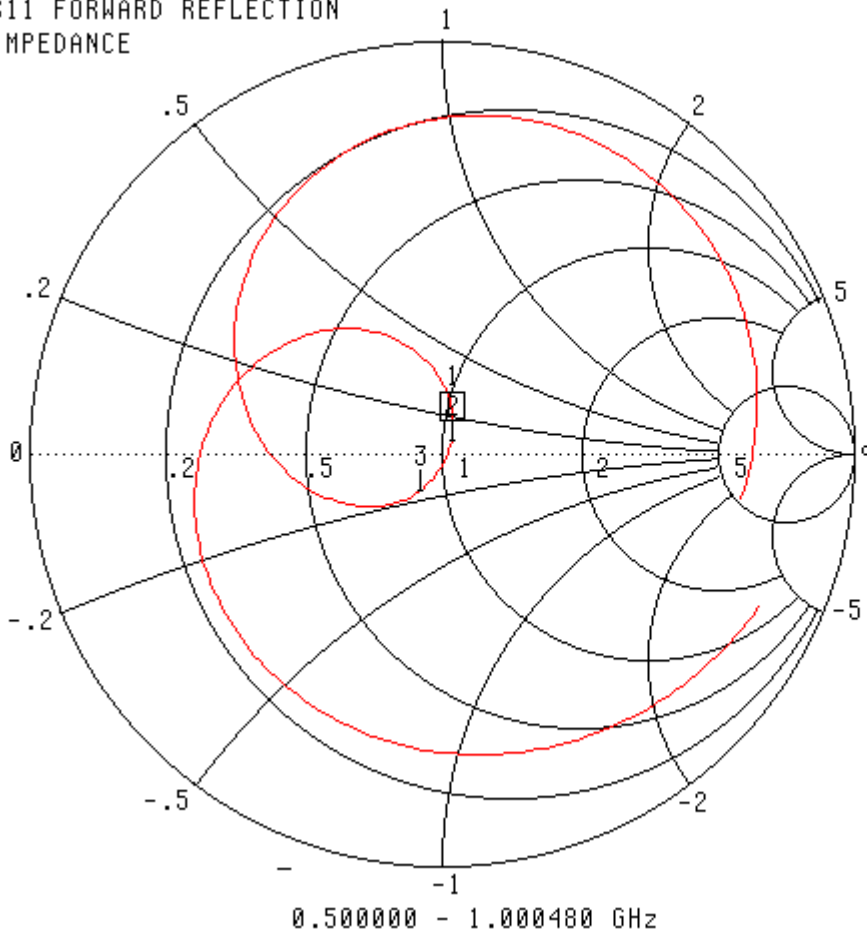
1 0.740967 GHz
1.234 U

3 0.770480 GHz
1.233 U

MARKER READOUT
FUNCTIONS

Smith Chart Dipole Impedance

S11 FORWARD REFLECTION
IMPEDANCE



CH 1 - S11
5.0584 mm REF
0.000 dB OFFSET
0.00° OFFSET

▶ MARKER 2
0.750000 GHz
52.754 Ω
3.122 jΩ

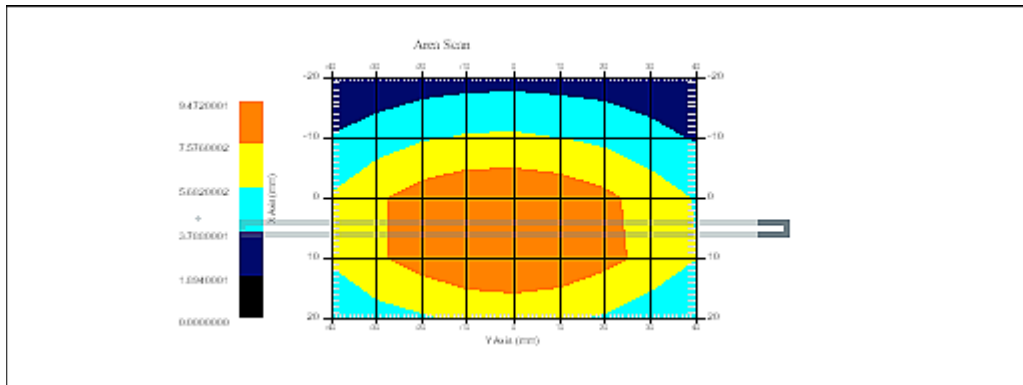
MARKER TO MAX
MARKER TO MIN

1 0.740967 GHz
51.843 Ω
10.414 jΩ
3 0.770480 GHz
44.676 Ω
-8.291 jΩ

MARKER READOUT
FUNCTIONS

System Validation Results Using the Electrically Calibrated Dipole

Body Tissue Frequency	1 Gram	10 Gram	Peak Above Feed Point
750 MHz	8.7	5.64	12.9



NCL Calibration Laboratories

Division of APREL Laboratories.

Test Equipment

The test equipment used during Probe Calibration, manufacturer, model number and, current calibration status are listed and located on the main APREL server R:\NCL\Calibration Equipment\Instrument List May 2010.

NCL CALIBRATION LABORATORIES

Calibration File No: DC-1179
Project Number: RFEL-DC-835B-5549

CERTIFICATE OF CALIBRATION

It is certified that the equipment identified below has been calibrated in the
NCL CALIBRATION LABORATORIES by qualified personnel following recognized
procedures and using transfer standards traceable to NRC/NIST.

Validation Dipole

Manufacturer: APREL Laboratories

Part number: ALS-D-835-S-2

Frequency: 835 MHz

Serial No: 180-00561

Customer: RFEL

Body Calibration

Calibrated: 16th November 2010
Released on: 16th November 2010

This Calibration Certificate is Incomplete Unless Accompanied with the Calibration Results Summary

Released By: _____

NCL CALIBRATION LABORATORIES

51 SPECTRUM WAY
NEPEAN, ONTARIO
CANADA K2R 1E6

Division of APREL Lab.
TEL: (613) 820-4988
FAX: (613) 820-4162

NCL Calibration Laboratories

Division of APREL Laboratories.

Conditions


Dipole 180-00561 was a new calibration.

Ambient Temperature of the Laboratory: 22 °C +/- 0.5°C

Temperature of the Tissue: 21 °C +/- 0.5°C

We the undersigned attest that to the best of our knowledge the calibration of this device has been accurately conducted and that all information contained within this report has been reviewed for accuracy.

We the undersigned attest that to the best of our knowledge the calibration of this device has been accurately conducted and that all information contained within this report has been reviewed for accuracy.



Stuart Nicol



C. Teodorian

Calibration Results Summary

The following results relate the Calibrated Dipole and should be used as a quick reference for the user.

Mechanical Dimensions

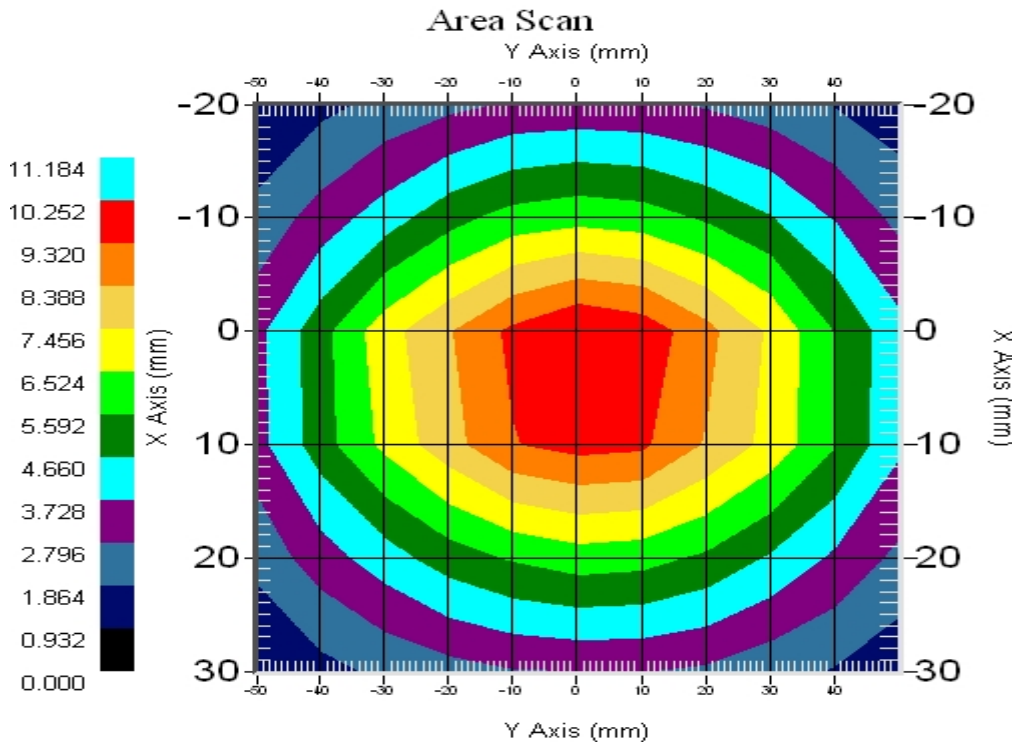
Length: 161.0 mm
Height: 89.8 mm

Electrical Specification

SWR: 1.143U
Return Loss: -24.058 dB
Impedance: 55.519 Ω

System Validation Results

Frequency	1 Gram	10 Gram	Peak
835 MHz	9.81	6.3	14.87



Introduction

This Calibration Report has been produced in line with the SSI Dipole Calibration Procedure SSI-TP-018-ALSAS. The results contained within this report are for Validation Dipole 180-00561. The calibration routine consisted of a three-step process. Step 1 was a mechanical verification of the dipole to ensure that it meets the mechanical specifications. Step 2 was an Electrical Calibration for the Validation Dipole, where the SWR, Impedance, and the Return loss were assessed. Step 3 involved a System Validation using the ALSAS-10U, along with APREL E-020 130 MHz to 26 GHz E-Field Probe Serial Number 2225.

References

SSI-TP-018-ALSAS Dipole Calibration Procedure

SSI-TP-016 Tissue Calibration Procedure

IEEE 1528 "Recommended Practice for Determining the Peak Spatial-Average Specific Absorption Rate (SAR) in the Human Body Due to Wireless Communications Devices: Experimental Techniques"

Conditions

Dipole 180-00561 was a new calibration.

Ambient Temperature of the Laboratory: 22 °C +/- 0.5°C

Temperature of the Tissue: 20 °C +/- 0.5°C

Dipole Calibration Results

Mechanical Verification

APREL Length	APREL Height	Measured Length	Measured Height
161.0 mm	89.8 mm	162.1 mm	89.8 mm

Tissue Validation

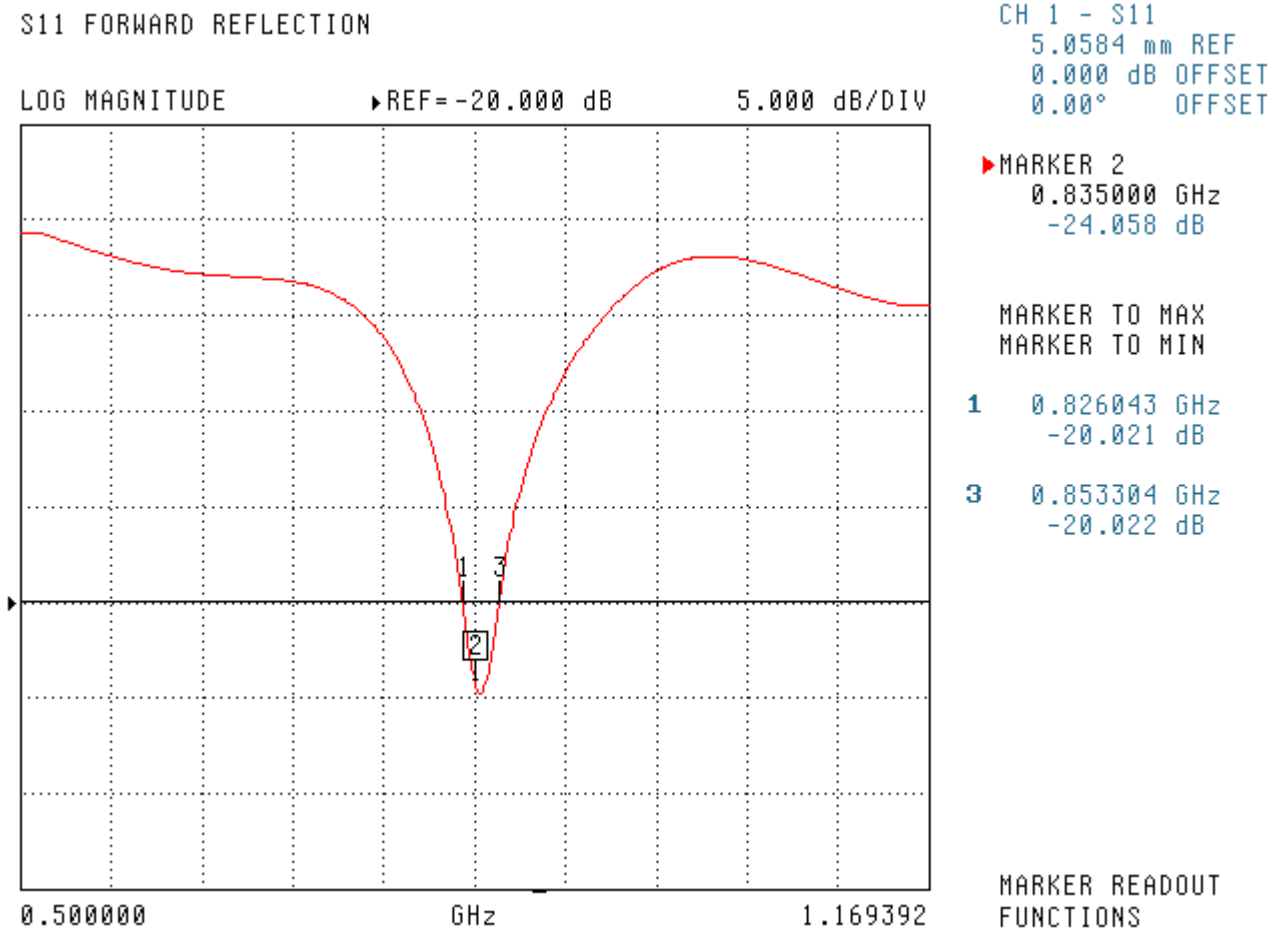
Body Tissue 835MHz	Measured
Dielectric constant, ϵ_r	57.19
Conductivity, σ [S/m]	0.97

Electrical Calibration

Test	Result
S11 RL	-24.058dB
SWR	1.143U
Impedance	55.519 Ω

The Following Graphs are the results as displayed on the Vector Network Analyzer.

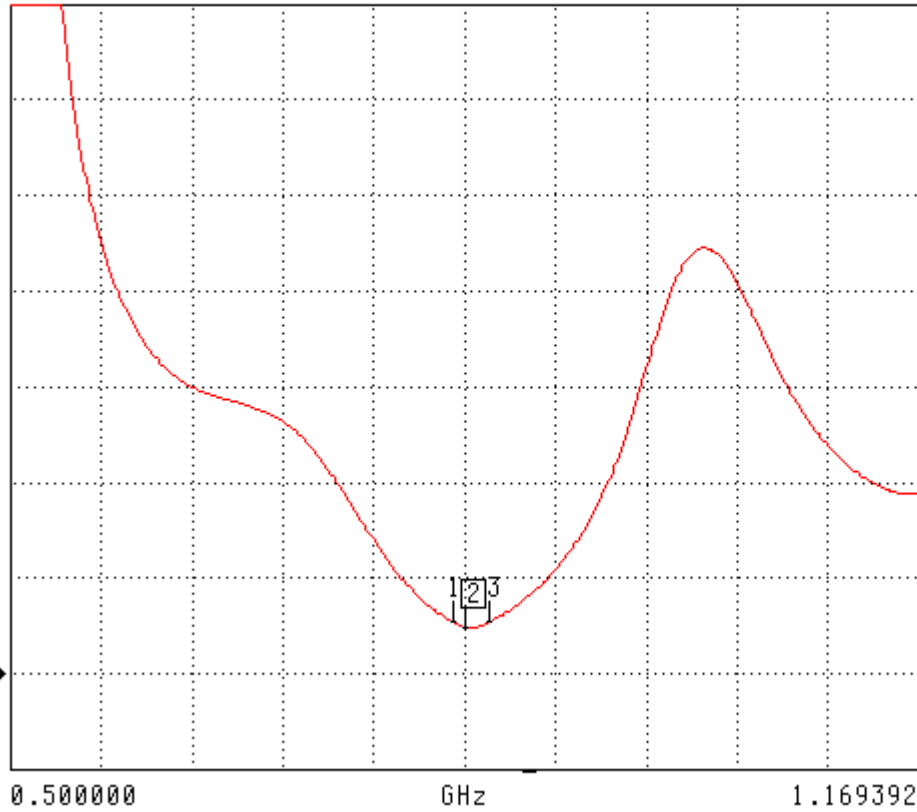
S11 Parameter Return Loss



SWR

S11 FORWARD REFLECTION

SWR REF=172.168 mU 2.000 U/DIV



CH 1 - S11
5.0584 mm REF
0.000 dB OFFSET
0.00° OFFSET

MARKER 2
0.835000 GHz
1.143 U

MARKER TO MAX
MARKER TO MIN

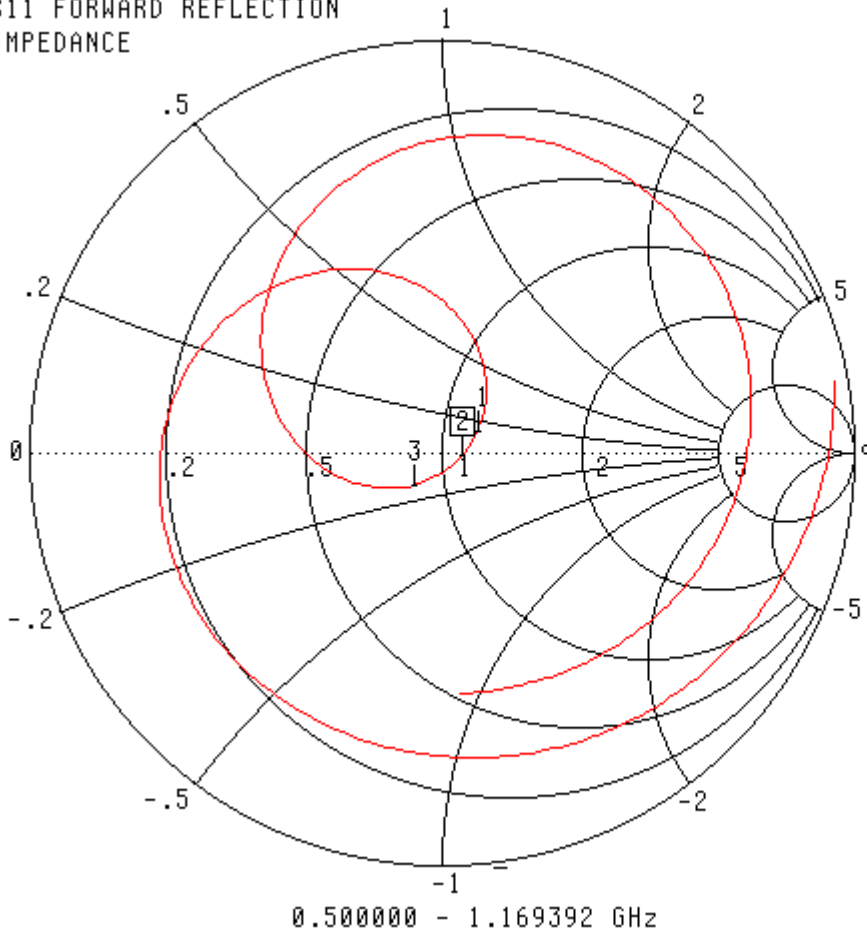
1 0.826043 GHz
1.245 U

3 0.853304 GHz
1.242 U

MARKER READOUT
FUNCTIONS

Smith Chart Dipole Impedance

S11 FORWARD REFLECTION
IMPEDANCE



CH 1 - S11
5.0584 mm REF
0.000 dB OFFSET
0.00° OFFSET

▶ MARKER 2
0.835000 GHz
55.519 Ω
-1.124 $j\Omega$

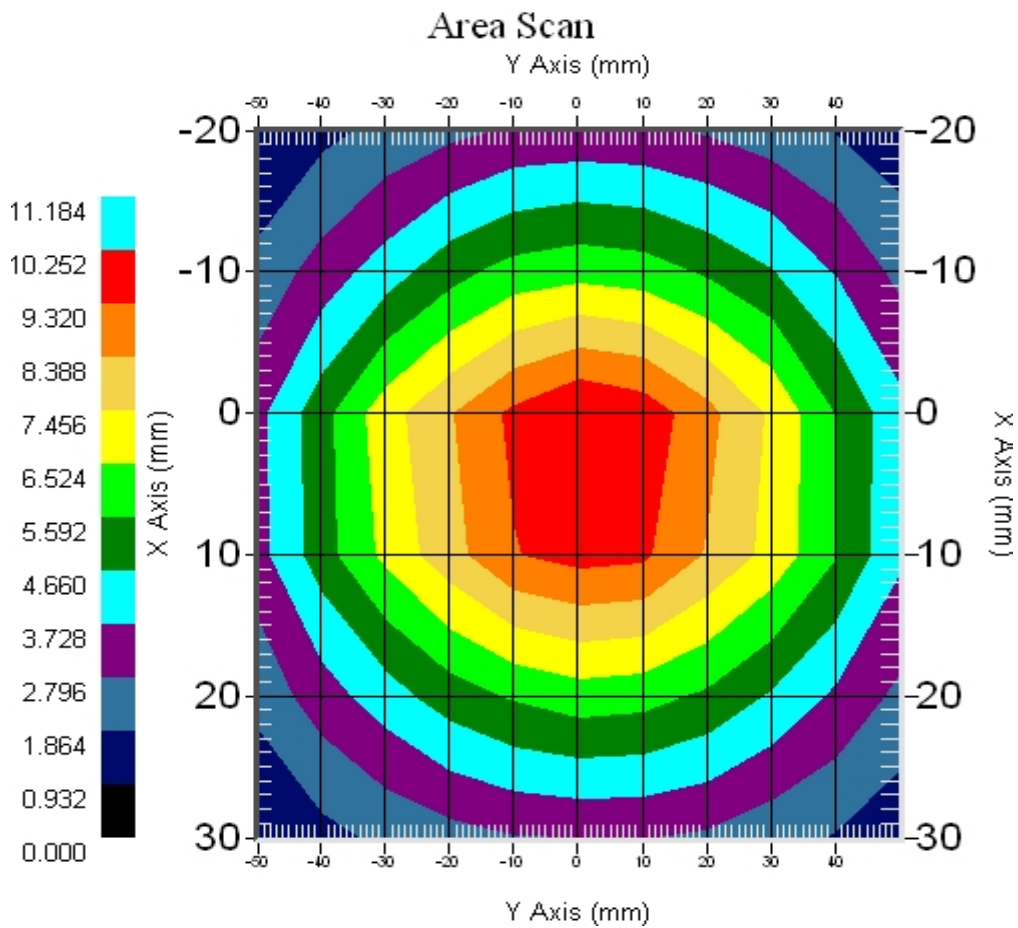
MARKER TO MAX
MARKER TO MIN

1 0.826043 GHz
59.648 Ω
6.084 $j\Omega$
3 0.853304 GHz
43.349 Ω
-7.171 $j\Omega$

MARKER READOUT
FUNCTIONS

System Validation Results Using the Electrically Calibrated Dipole

Body Tissue Frequency	1 Gram	10 Gram	Peak Above Feed Point
835 MHz	9.81	6.3	14.87



NCL Calibration Laboratories

Division of APREL Laboratories.

Test Equipment

The test equipment used during Probe Calibration, manufacturer, model number and, current calibration status are listed and located on the main APREL server R:\NCL\Calibration Equipment\Instrument List May 2010.

NCL CALIBRATION LABORATORIES

Calibration File No: DC-1180
Project Number: RFEL-DC-1900B-5550

CERTIFICATE OF CALIBRATION

It is certified that the equipment identified below has been calibrated in the
NCL CALIBRATION LABORATORIES by qualified personnel following recognized
procedures and using transfer standards traceable to NRC/NIST.

Validation Dipole

Manufacturer: APREL Laboratories

Part number: ALS-D-1900-S-2

Frequency: 1900 MHz

Serial No: 210-00713

Customer: RFEL

Body Calibration

Calibrated: 16 November 2010
Released on: 16th November 2010

This Calibration Certificate is Incomplete Unless Accompanied with the Calibration Results Summary

Released By: _____

NCL CALIBRATION LABORATORIES

51 SPECTRUM WAY
NEPEAN, ONTARIO
CANADA K2R 1E6

Division of APREL Lab.
TEL: (613) 820-4988
FAX: (613) 820-4162

NCL Calibration Laboratories

Division of APREL Laboratories.


Conditions

Dipole 210-00713 was new and taken from stock prior to calibration.

Ambient Temperature of the Laboratory: 22 °C +/- 0.5°C

Temperature of the Tissue: 21 °C +/- 0.5°C

We the undersigned attest that to the best of our knowledge the calibration of this device has been accurately conducted and that all information contained within this report has been reviewed for accuracy.



Stuart Nicol



C. Teodorian

Calibration Results Summary

The following results relate the Calibrated Dipole and should be used as a quick reference for the user.

Mechanical Dimensions

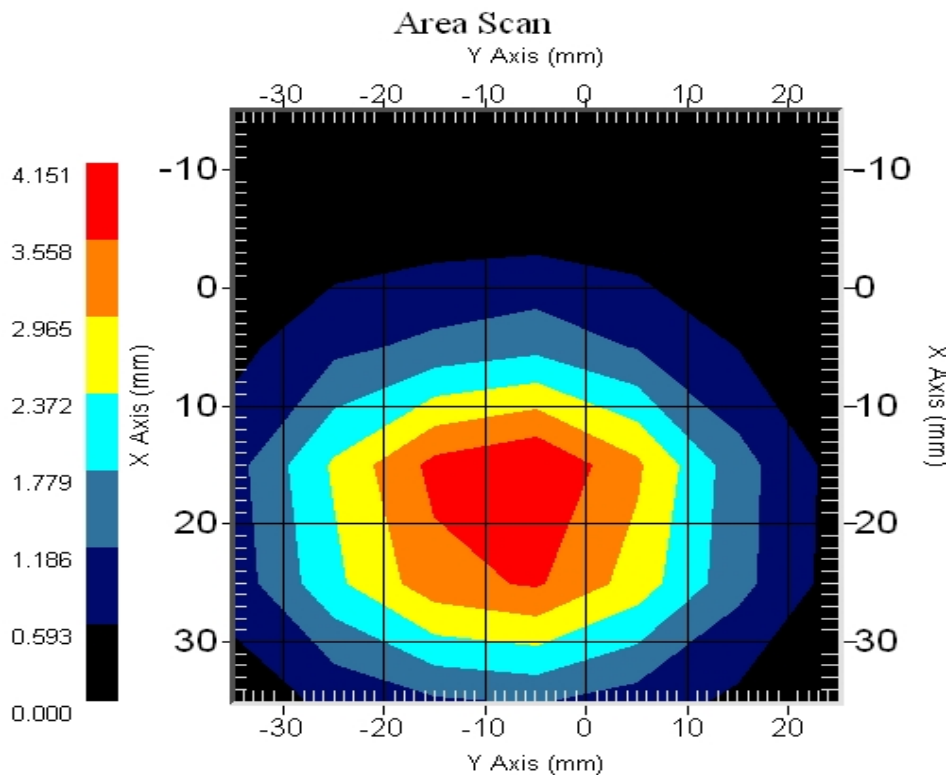
Length: 67.1 mm
Height: 38.9 mm

Electrical Specification

SWR: 1.122U
Return Loss: -24.913dB
Impedance: 53.469Ω

System Validation Results

Frequency	1 Gram	10 Gram	Peak
1900 MHz	40.9	20.9	71.7



Introduction

This Calibration Report has been produced in line with the SSI Dipole Calibration Procedure SSI-TP-018-ALSAS. The results contained within this report are for Validation Dipole 210-00713. The calibration routine consisted of a three-step process. Step 1 was a mechanical verification of the dipole to ensure that it meets the mechanical specifications. Step 2 was an Electrical Calibration for the Validation Dipole, where the SWR, Impedance, and the Return loss were assessed. Step 3 involved a System Validation using the ALSAS-10U, along with APREL E-020 130 MHz to 26 GHz E-Field Probe Serial Number 226.

References

SSI-TP-018-ALSAS Dipole Calibration Procedure
SSI-TP-016 Tissue Calibration Procedure
IEEE 1528 "Recommended Practice for Determining the Peak Spatial-Average Specific Absorption Rate (SAR) in the Human Body Due to Wireless Communications Devices: Experimental Techniques"

Conditions

Dipole 210-00713 was new taken from stock.

Ambient Temperature of the Laboratory: 22 °C +/- 0.5°C
Temperature of the Tissue: 20 °C +/- 0.5°C

Dipole Calibration Results

Mechanical Verification

APREL Length	APREL Height	Measured Length	Measured Height
68.0 mm	39.5 mm	67.1mm	38.9 mm

Tissue Validation

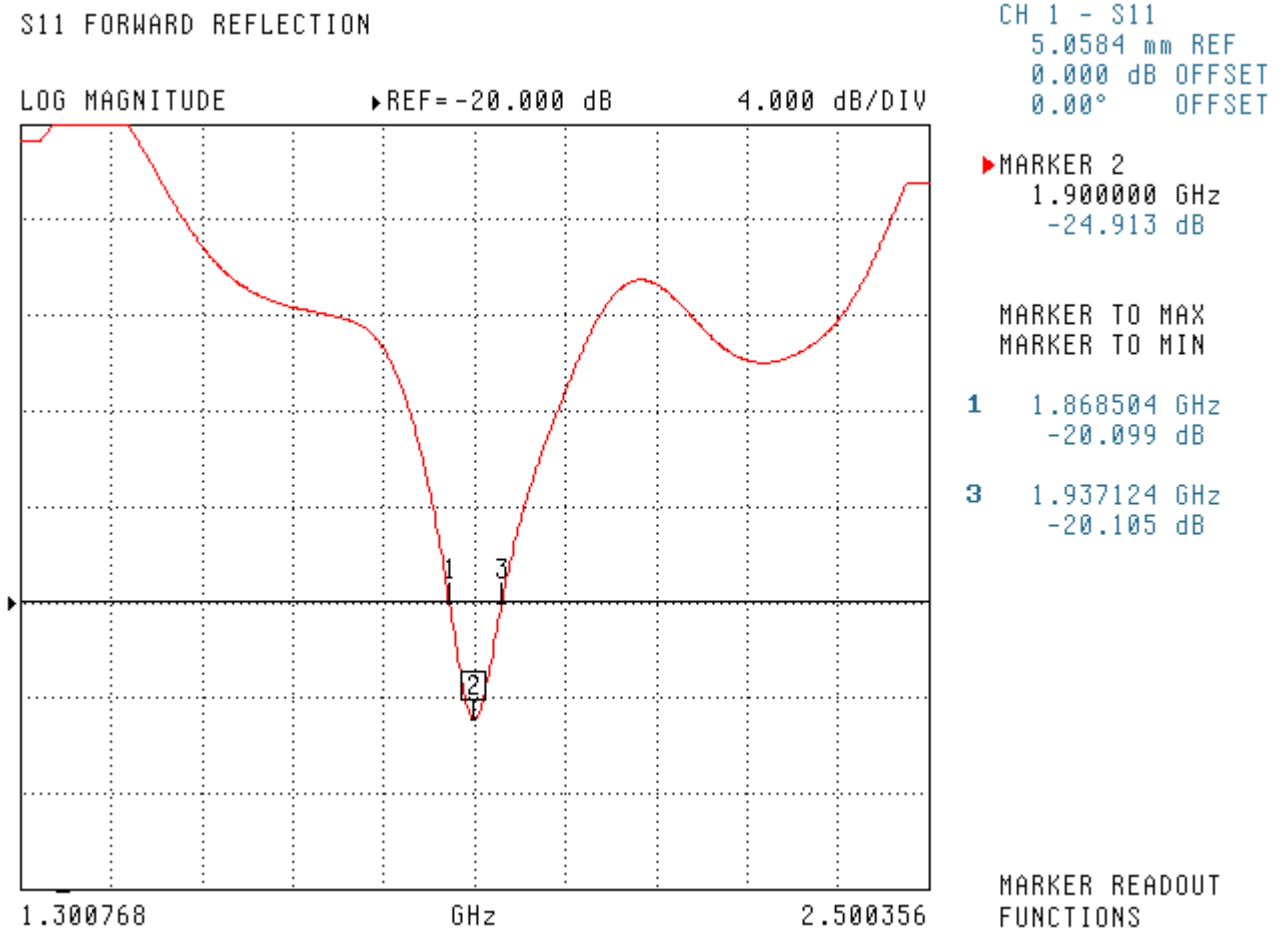
Body Tissue 1900 MHz	Measured
Dielectric constant, ϵ_r	53.87
Conductivity, σ [S/m]	1.55

Electrical Calibration

Test	Result
S11 R/L	-24.913dB
SWR	1.122U
Impedance	53.469 Ω

The Following Graphs are the results as displayed on the Vector Network Analyzer.

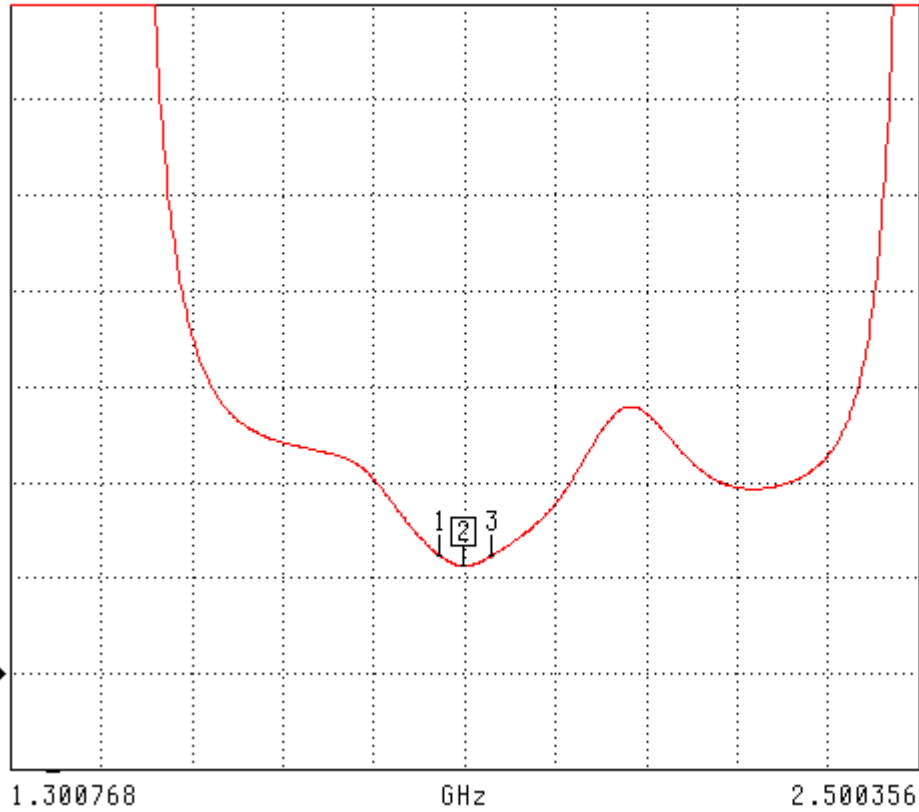
S11 Parameter Return Loss



SWR

S11 FORWARD REFLECTION

SWR REF=0.000 pU 1.000 U/DIV



CH 1 - S11
5.0584 mm REF
0.000 dB OFFSET
0.00° OFFSET

▶ MARKER 2
1.900000 GHz
1.122 U

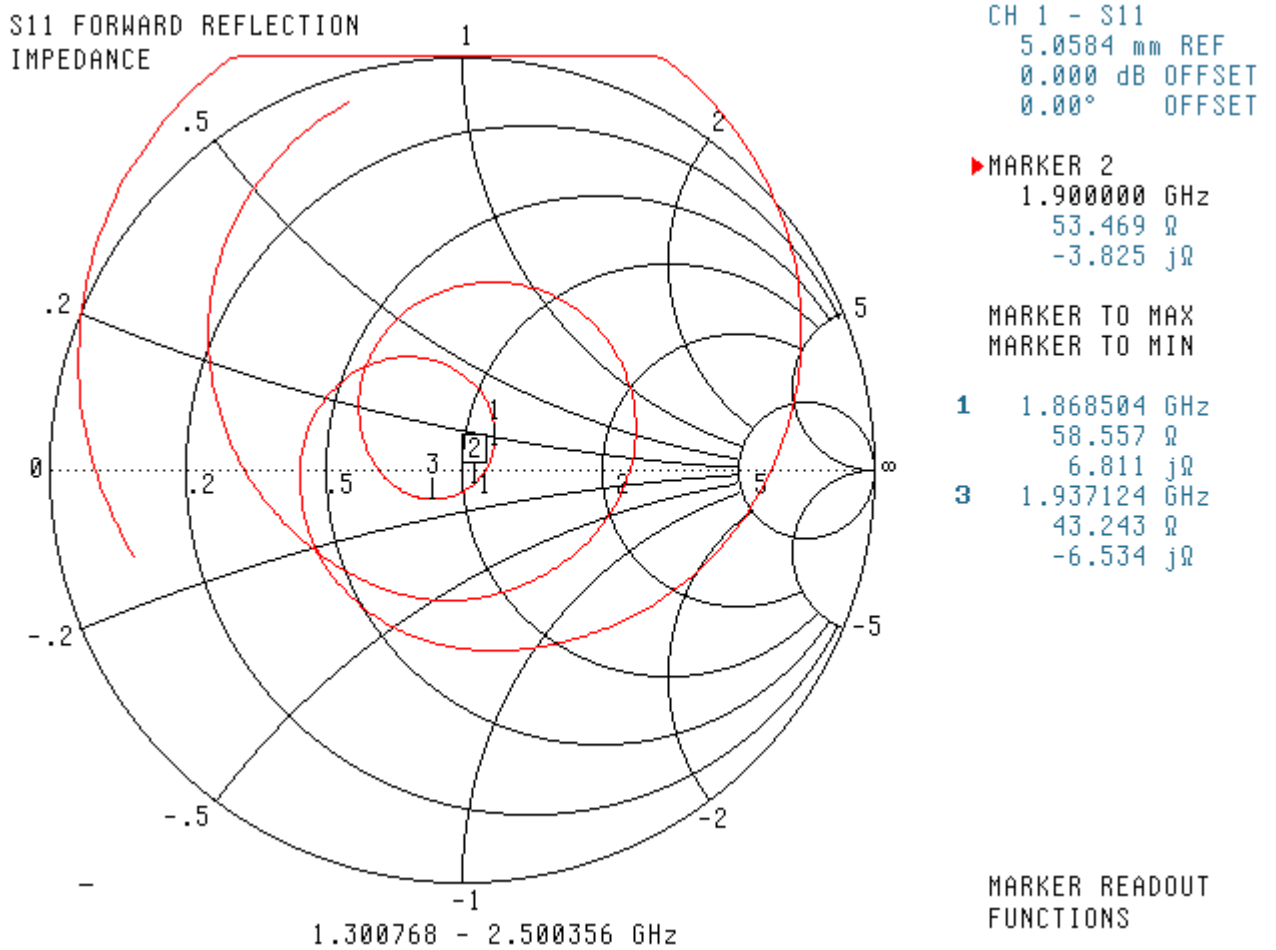
MARKER TO MAX
MARKER TO MIN

1 1.868504 GHz
1.231 U

3 1.937124 GHz
1.226 U

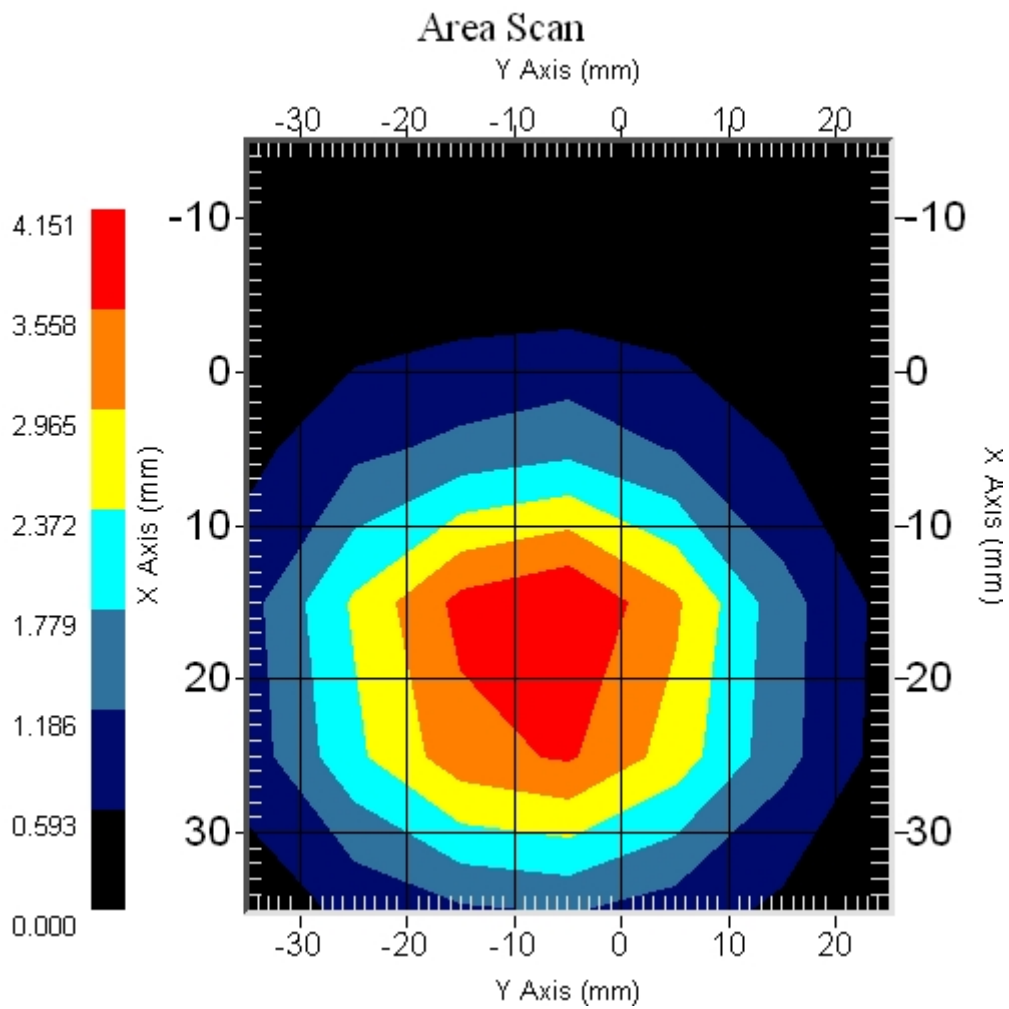
MARKER READOUT
FUNCTIONS

Smith Chart Dipole Impedance



System Validation Results Using the Electrically Calibrated Dipole

Body Tissue Frequency	1 Gram	10 Gram	Peak Above Feed Point
1900 MHz	40.9	20.9	71.7



NCL Calibration Laboratories

Division of APREL Laboratories.

Test Equipment

The test equipment used during Probe Calibration, manufacturer, model number and, current calibration status are listed and located on the main APREL server R:\NCL\Calibration Equipment\Instrument List 2010.

Appendix F – Phantom Calibration Data Sheets

NCL CALIBRATION LABORATORIES

Calibration File No.: RFE-273

CERTIFICATE OF CALIBRATION

It is certified that the equipment identified below has been calibrated in the **NCL CALIBRATION LABORATORIES** by qualified personnel following recognized procedures and using transfer standards traceable to National Standards.

Thickness of the UniPhantom is 2 mm \pm 10%
Pinna thickness is 6 mm \pm 10%

Resolution:	0.01 mm	Calibrated to:	0.0 mm
Stability:	OK	Accuracy:	< 0.1 mm

Calibrated By: Karen K. Feb 17/04.

NCL CALIBRATION LABORATORIES

51 SPECTRUM WAY
NEPEAN, ONTARIO
CANADA K2R 1E6

Division of APREL Lab.
TEL: (613) 820-4988
FAX: (613) 820-4161