

Acme Laptop Quick Start Guide

CB2U

ENGLISH

Getting Started

It's pretty easy to get started with your new Laptop. Simply...

1. Plug in your Laptop and open the display
2. Select your preferred Wi-Fi network
3. Sign in with your Acme Account or take a minute to create one
4. Browse the Get Started app for tips on using your new Laptop
5. Be sure to read the important safety, regulatory, recycling and warranty information in the Get Started app

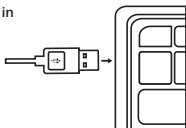
Setting up your Laptop

POWERING YOUR Laptop

Always use an approved power adapter—either the one provided in the box or an approved power adapter that's compliant with local safety standards.

5V  **3A**

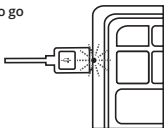
1. Plug in



2. Charge up



3. Ready to go




4. Get going



To maximize your adventures without a power adapter, the default settings in the system turn the display into sleep mode if the system is inactive for 6 minutes (or 8 minutes if your Laptop is plugged in). The whole system goes into sleep mode after 10 minutes of inactivity (or 30 minutes if your Laptop is plugged in). To wake it up, tap a key on the keypad, press the power button, touch the trackpad, or (if the lid is shut) just open the lid.

OPENING THE DISPLAY

It's not that fragile, but we do recommend opening and closing your Laptop carefully—put one hand on the palm rest to hold the device in place and use the other hand to slowly open or close the display panel. You can turn on the power by pressing the button  indicated, or simply by opening the display. Brute force doesn't work.

INSERTING / REMOVING A SIM CARD (IF APPLICABLE)

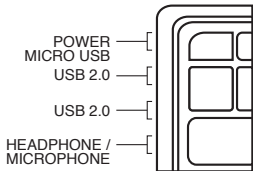
If you have a 3G model, you can find the SIM card slot on the side of your Laptop in the back, right-hand corner as you're facing the screen. To open it, press the cover inward until it clicks and releases. Insert or swap your SIM card. To close the slot, just rinse and repeat. Be careful: the SIM card and tray are small objects that represent a potential choking hazard—please keep them out of the reach of children, pets, and other curious creatures.

FINDING YOUR SAFETY, REGULATORY, RECYCLING AND WARRANTY INFORMATION

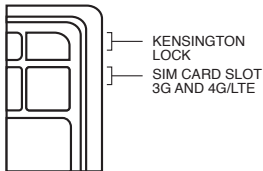
When you first turn on your Laptop and sign in, you'll see information on how to access important safety, regulatory, recycling, and warranty information—please be sure to read it. If you ever need to find this information again, visit: www.Laptop.com/documentation.

WHAT GOES WHERE

Left Side of Keyboard



Right Side of Keyboard



Safety Notices

Here are some things you really should know about using your Laptop safely. Some are obvious, most are common sense, but they're all good for you to know.

This product contains sensitive components, so be sure to read through the warnings below. Otherwise your Laptop may break and/or cause damage to you or the people and objects around you.

- Don't drop, disassemble, deform, bend, puncture, or incinerate your Laptop.
- Keep liquids and foods far away from your Laptop. Please don't use it as a plate for your lunch.
- Avoid exposure to moisture and extreme temperatures. Outer space and underwater are off limits.
- Don't stick anything into your Laptop, except for putting appropriate peripherals (like a USB drive) into their designated ports.
- Keep your Laptop and accessories away from small children. Small parts = choking hazard.
- If your Laptop becomes uncomfortably hot after prolonged use, don't touch it—it may pose a danger when in contact with your skin.
- If your Laptop behaves strangely in any way (e.g., becomes discolored, heats up excessively, or emits a foul odor), turn it off, back away slowly, unplug the device, and (while keeping a safe distance) contact us.

REPETITIVE ACTIVITY

Repetitive activities like typing or playing games on any device can lead to occasional discomfort in your hands, wrists, arms, shoulders, neck, or other parts of your body. That's your body telling you to put your Laptop down and take a break or go for a walk. If you're still experiencing discomfort after your break, consider calling a physician.

PACEMAKERS

This device receives and transmits a wireless WAN and cellular signal (3G models only), which can interfere with pacemakers. So if you have one, contact your medical device manufacturer to make sure it's okay to use this device.

AIRCRAFT

The wireless WAN and cellular connection (3G models only) can also interfere with the navigation systems of an aircraft, so use your Laptop in accordance with instructions provided by the airline. And if you're piloting the plane, only use your Laptop after you've safely landed.

VOLUME

To prevent possible hearing damage or other hazards, do not listen to your headphones at high volume levels for long periods of time.

BATTERY

This device contains a lithium-ion battery. If it's not handled properly, there's a risk of explosion, fire and burns. What exactly is improper handling? Puncturing, incinerating, deforming, bending, modifying, attempting to insert foreign objects into the battery, shorting the contacts, trying to disassemble, or exposing the battery to water or high temperatures (>60 degrees C/140 degrees F/333.15 degrees Kelvin), among other things that are even more obvious.

You should use your Laptop with the power adapter provided, as it has been qualified per CTIA Certification requirements for Battery System Compliance to IEEE 1725—but more importantly because you already have it. A non-compliant power adapter may hurt you or others (e.g. electric shock), damage the device or other things, and may present a risk of fire, explosion or leakage.

REPAIR

Your Laptop does not contain any parts that you or a friend could service yourselves—repairs should only be made by an authorized technician. Unauthorized repairs or modifications could result in permanent damage to the device, and void your warranty and the authority to operate your Laptop under applicable regulations. No one wants that to happen.

DEVELOPER MODE

You may want to experiment and load your own operating system. You can do this in developer mode. But be aware that your computer was designed for Xxxxxx OS. Any modifications you make to the operating system are not supported by Acme. Your hardware relies on instructions from the operating system, and modifications may cause hardware problems. For example, modifications could affect the electrical current sent to hardware components and damage them. Modifications may also void any warranty that may otherwise apply.

Regulatory Notices

MANUFACTURER INFORMATION

Acme, Inc.
XXXXXX
LaptopX
XXX

EU ADDRESS

Acme XXXXXXXXXX
XXXXX
XXXX
XXXXX

EUROPEAN UNION



Products intended for sale within the European Union are marked with the Conformité Européene (CE) Marking, which indicates compliance with the applicable Directives. This device has been tested and found to comply with the following European directives:

EMC Directive 2004/108/EC

Low Voltage Directive 2006/95/EC R&TTE

Directive 1999/5/EC Ecodesign Directive

2005/32 RoHS II Directive 2011/65

This device may be operated in all member states of the EU, as well as Switzerland, Norway, Iceland, Liechtenstein and Turkey.

You can find Acme's Declaration of Conformity at www.Acme.com/Laptop/conformity

AT	EE	HU	LU	SK	IS	RO
BE	FI	IE	MT	SI	LI	TR
CY	FR	IT	NL	ES	NO	GB
CZ	DE	LV	PL	SE	CH	DK
GR	LT	PT	BG			

RADIO FREQUENCY AND SPECIFIC ABSORPTION RATE (SAR)

This device complies with the USA, Canada and European Union portable RF exposure limit set forth for an uncontrolled environment and is safe for intended operation as described in this manual. Your Laptop is intended to be used normally at a distance of at least 20 cm from the user. To reduce any further RF exposure, keep it as far as possible from your body (but obviously still close enough to actually use it) or set the device to lower output power, if that function is available.

E-Waste

EU

The Waste Electrical and Electronic Equipment (WEEE) Directive



The Waste Electrical and Electronic Equipment (WEEE) Directive requires that all Electrical and Electronic Equipment (EEE), including Laptop, must be marked with the symbol of the crossed-out wheeled bin:

This symbol means that the equipment must not be disposed of as unsorted municipal waste. Disposing of WEEE together with normal waste may pose a risk to the environment and to human health, due to certain substances used in that equipment.

Under the WEEE Directive, each EU Member State is responsible for achieving a high level of collection of WEEE for treatment, recovery and environmentally sound disposal. Before tossing your equipment, think a minute about how to reduce the amount of WEEE you create. By simply extending the life of your equipment (you could, for example, reuse it, recover it, or turn it into artwork), you will have reduced waste and helped the EU achieve its objectives.

The success of this EU policy will depend on your active contribution in returning your WEEE to the appropriate facilities dedicated to the disposal of such waste. The EU thanks you.

MALAYSIA

The Environmental Quality (Scheduled Waste) Regulations 2005 and the Guidelines for the Classification of Used Electrical and Electronic Equipment in Malaysia requires all Electronic Waste (E-Waste) to be disposed at prescribed premises and to persons licensed to process E-Waste only.

E-Waste include electronic items such as your used Laptop, or any used components of your Laptop, which have a defect such that it can no longer power up or function, is physically damaged or is intended to be discarded.

Don't throw away your Laptop with general unsorted waste. Disposing E-Waste together with normal waste may pose a risk to the environment and to human health, due to certain substances used in E-Waste. Dispose of your Laptop or any of its components only to persons authorized and licensed to process E-Waste. Check with the Department of Environment to find out who does that sort of thing legally.

ENERGY STAR®



By using ENERGY STAR-qualified products and taking advantage of the power-management features of your computer, you can reduce your electricity consumption. Besides possibly saving you money, lowering your energy consumption contributes to the even loftier goal of a cleaner environment and lower greenhouse gas emissions. For more information about ENERGY STAR, visit: <http://www.energystar.gov>

中文

快速入門指南

全新的 Laptop 使用起來簡單好上手，只需按照下列步驟進行即可...

1. 將 Laptop 連接電源並開啟螢幕
2. 選取您偏好的 Wi-Fi 網路
3. 使用您的 Acme 帳戶登入或快速建立新帳戶
4. 瀏覽入門應用程式，瞭解全新 Laptop 的使用訣竅
5. 在入門應用程式中確實閱讀有關安全、法規、回收和保固的重要資訊

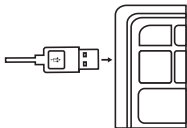
設定 Laptop [X]

將 Laptop 接上電源

請一律使用通過檢驗的變壓器 — 建議您使用包裝隨附的變壓器，
或其他經當地安全標準檢驗合格的變壓器。

5V  **3A**

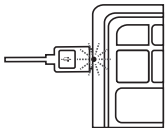
1. 插電



2. 充電



3. 待機



4. 電力充足



為了盡可能延長裝置未連接電源變壓器時的使用時間，在預設狀態下，系統閒置超過 6 分鐘 (如果 Laptop 插電則為 8 分鐘) 後，螢幕將會進入休眠模式。閒置超過 10 分鐘 (如果 Laptop 插電則為 30 分鐘) 後，系統將全面進入休眠模式。如要喚醒系統，請在鍵盤上輕按任一按鍵、按下電源按鈕、輕觸觸控板，或直接開啟螢幕上蓋 (如果螢幕上蓋原本為關閉狀態)。

開啟螢幕

雖然螢幕沒有那麼脆弱，不過我們還是建議您小心開啟和關上 Laptop；使用其中一隻手的手掌將裝置固定住，再使用另一隻手慢慢開啟或關閉螢幕面板。如要開啟電源，請按下或直接開啟螢幕，使用蠻力是行不通的。



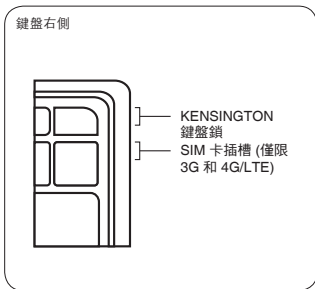
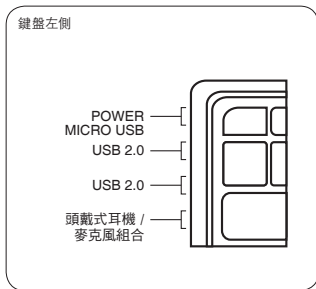
插入 / 移除 SIM 卡 (如適用)

如果您的裝置型號是 3G，面對螢幕時，您可在裝置右後方的側邊找到 Laptop 的 SIM 卡插槽。如要開啟插槽，請將覆蓋片向內按壓，直到發出喀嚓聲並退出，然後即可插入或更換 SIM 卡。如要關閉插槽，只需重新插入卡匣並重複上述動作即可。注意：SIM 卡和卡匣屬於可能造成窒息危險的小型物件，請遠離孩童、寵物和其他好奇的生物。

尋找安全、法規、回收和保固資訊

首次開啟 Laptop 並登入帳戶時，系統會顯示相關說明，告訴您如何存取安全、法規、回收和保固的重要相關資訊，請務必仔細閱讀。如果日後您需要重新閱讀這些資訊，請造訪 [www.Laptop.com/\[X\]/documentation](http://www.Laptop.com/[X]/documentation)。

這裡應顯示的資訊



安全注意事項

使用 Laptop [X] 時，請務必瞭解以下安全守則。其中部分事項十分顯而易見，且大多屬於基本常識，不過我們仍建議您確實瞭解所有資訊。

本產品含有敏感元件，因此請務必詳閱以下警告事項，否則 Laptop 可能會損毀且 / 或對您周遭的使用者或物件造成傷害。

- 請勿丟擲、拆卸、彎曲、刺穿、焚燒 Laptop 或使其變形。
- 請確保 Laptop 遠離液體或食物，也請勿將您的便當或其他食物放在 Laptop 上面。
- 避免暴露在潮濕或極端溫度中，嚴禁於外太空和水底下使用。
- 除了將合適的周邊設備（例如 USB 隨身碟）插入專屬連接埠之外，請勿將任何物品插入 Laptop。
- 請確保 Laptop 與配件遠離孩童，小型物件可能導致窒息危險。
- 如果 Laptop 在長時間使用後發出高溫，請勿觸摸；接觸皮膚時可能會造成危險。
- 如果 Laptop 發生任何異常（例如變色、發出高溫或異味），請將其關機、緩步遠離並拔除電源，然後與我們聯絡（同時保持安全距離）。

重複活動

在任何裝置上進行重複活動（例如輸入文字或玩遊戲）可能會導致雙手、手腕、手臂、肩頸或身體其他部位不適。這表示身體希望您暫時擱下 Laptop，稍事休息或四處走走。如果您在休息後仍然感到不適，建議您與醫師聯絡。

心律調節器

本裝置收發無線 WAN 連線與行動網路訊號（僅限 3G 機型），可能會對心律調節器造成干擾。如果您使用心律調節器，請與醫療裝置製造商聯絡，確認是否適合使用本裝置。

飛航

無線 WAN 連線和行動網路連線（僅限 3G 機型）也可能會對飛機的導航系統造成干擾，因此使用 Laptop 時請遵守航空公司所提供的指示。如果您是飛機駕駛員，請在安全降落後再使用 Laptop。

音量

為了避免可能的聽力損傷或其他危險，請勿長時間在高音量環境下聆聽耳機。

電池

本裝置含有鋰離子電池。如果您處理不當，可能會有爆炸、起火和燃燒的風險。究竟何謂處理不當？刺穿、焚燒、變形、彎曲、修改、試圖將物件插入電池、使觸點短路、嘗試拆解、或將電池暴露於水中或高溫（高於攝氏溫標 60 度 / 華氏溫標 140 度 / 絕對溫標 333.15 度）環境中，以及其他明顯不當的處理方式。

建議您在使用 Laptop [X] 時採用隨附的變壓器，因變壓器符合《CTIA 針對 IEEE 1725 電池系統規範之認證需求 (CTIA Certification Requirements for Battery System Compliance to IEEE 1725)》，更重要的原因是現成可用。不符規範的變壓器可能會對您或他人造成傷害（例如電擊）、損壞裝置或其他物品，而且可能有著火、爆炸或漏電的風險。

修復

Laptop 中的任何物件均無法由您或您的朋友自行處理，只有授權的技術人員才能進行修復。未授權的修復或修改可能會使裝置永久損毀，並且導致保固失效，以及使您喪失根據適用規範操作 Laptop 的權力。沒有人希望這樣的事發生。

開發人員模式

如果您想要測試及載入自己的作業系統，可以在開發人員模式中執行。但是請注意，您的電腦專為 Silver 作業系統設計。Acme 並不支援您對作業系統所做的任何修改。您的硬體需遵照作業系統的指示，修改可能會造成硬體問題。舉例來說，修改可能會影響傳送至硬體元件的電流並損壞硬體。除適用於保固內容的修改外，修改也可能會導致保固失效。

法規注意事項

製造商資訊

Acme, Inc.
XXXXXX
LaptopX
XXX

歐洲地址

Acme, Inc.
XXXXXX
LaptopX
XXX

歐盟



於歐盟範圍內銷售的產品均需標有歐盟合格 (Conformité Européene, CE) 標章，表示產品遵守適用的指導方針。這個裝置已通過測試並遵守下列歐盟指導方針：

《EMC 指導方針 2004/108/EC (EMC Directive 2004/108/EC)》

《低電壓指導方針 2006/95/EC (Low Voltage Directive 2006/95/EC)》、《R&TTE 指導方針

1999/5/EC (R&TTE Directive 1999/5/EC)》、

《生態設計指導方針 2005/32 (Ecodesign Directive 2005/32)》、《RoHS II 指導方針

2011/65 (RoHS II Directive 2011/65)》

這個裝置可在所有歐盟成員國以及瑞士、挪威、冰島、列支敦斯登和土耳其境內運行。

如需 Acme 的《合格聲明書 (Declaration of Conformity)》，請造訪 [www.Acme.com/Laptop/\[X\]/conformity](http://www.Acme.com/Laptop/[X]/conformity)

無線電頻率與特定吸收率 (Specific Absorption Rate, SAR)

這個裝置遵守美國、加拿大和歐盟的攜帶式 RF 針對不受控制環境所載之暴露限制，並且可安全執行手冊中所述之預定作業。正常使用 Laptop 時，預定需與使用者保持 20 公分以上距離。為降低任何進一步的 RF 暴露，請盡量將身體遠離裝置 (但顯然仍在足以實際使用的距離內)，或在裝置功能運作正常情況下，將裝置的輸出電壓設為最低。

AT	EE	HU	LU	SK	IS	RO
BE	FI	IE	MT	SI	LI	TR
CY	FR	IT	NL	ES	NO	GB
CZ	DE	LV	PL	SE	CH	DK
GR	LT	PT	BG			

電子廢棄物

歐盟

廢棄電氣及電子設備指導方針 (The Waste Electrical and Electronic Equipment (WEEE) Directive)



依《廢棄電氣及電子設備 (WEEE) 指導方針》所規定，包括 Laptop [X] 在內的所有電氣及電子設備 (EEE) 均需標示畫有交叉圖樣的帶輪垃圾箱符號：

這個符號表示該設備不得當做一般廢棄物處置。由於 WEEE 中使用了特定物質，將這類設備與一般廢棄物一併處置可能會對環境或人體健康構成風險。

根據 WEEE 指導方針，歐盟各成員國均有責任實現高水準的 WEEE 處理、回收與環境無害處置作業。在丟棄設備之前，請先思考一下該如何降低您所製造的 WEEE 廢棄量。只要延續設備的使用壽命（例如重複使用、予以恢復或轉換為藝術品），即可降低廢棄量，協助歐盟達成這個目標。

歐盟政策是否會成功，端看您是否願意付出積極貢獻，將 WEEE 廢棄物回收至這類廢棄物專屬的合適處置設施。歐盟感謝您。

馬來西亞

依《環境品質(計劃內廢棄物)規章2005(Environmental Quality(Scheduled Waste)Regulations 2005)》和《馬來西亞二手電氣及電子設備分類準則 (Guidelines for the Classification of Used Electrical and Electronic Equipment in Malaysia)》所規定，所有電子廢棄物(E-Waste)僅可由持有電子廢棄物處理執照者於指定場所處置。

電子廢棄物包括具有瑕疵 (例如無法開機或運行、實體毀損或預定丟棄) 的二手 Laptop 或任何二手 Laptop 元件等電子產品。

請勿將 Laptop 與一般廢棄物一併丟棄。由於電子廢棄物中使用了特定物質，將這類廢棄物與一般廢棄物一併處置可能會對環境或人體健康構成風險。Laptop 或任何所屬元件僅可由取得授權並持有電子廢棄物處理執照者處置。請洽詢環境部 (Department of Environment)，瞭解可合法處置電子廢棄物的單位。

能源之星 (ENERGY STAR®)



只要使用能源之星產品並妥善管理電腦電源，即可有效降低電力消耗量。除了可為您節省金錢、降低能源消耗之外，還能夠為更崇高的目標貢獻己力，打造一個更清潔的環境，並且降低溫室氣體的排放量。如要進一步瞭解能源之星，請造訪：<http://www.energystar.gov>

減少電磁波影響，請妥適使用

第十二條：

經型式認證合格之低功率射頻電機，非經許可，公司、商號或使用者均不得擅自變更頻率、加大功率或變更原設計之特性及功能。

第十四條：

低功率射頻電機之使用不得影響飛航安全及干擾合法通信；經發現有干擾現象時，應立即停用，並改善至無干擾時方得繼續使用。前項合法通信，指依電信法規定作業之無線電通信。低功率射頻電機須忍受合法通信或工業、科學及醫療用電波輻射性電機設備之干擾。

在5.25 ~ 5.35 秊赫頻帶內操作之無線資訊傳輸設備，限於室內使用。

Acme Laptop Limited Warranty

Taiwan

Here's where we tell you what's covered in your warranty and what's not—good stuff, and important too. Don't worry, we'll make this as fast and enjoyable as possible.

Use it as any normal human being would.

Acme warrants your Laptop against defects in materials and workmanship under normal use in accordance with Acme's published user documentation for one year from the date that you bought it, in its original packaging, from Acme or its authorized reseller ("Limited Warranty"). Avoid participating in extreme athletic events while simultaneously using your Laptop.

It matters where you bought it.

This Limited Warranty is only valid and enforceable in locations the Laptop is sold and will apply only if you purchased your Laptop from Acme or its authorized resellers.

We cover a lot, but here's what's not covered.

This Limited Warranty only applies to the hardware components (and not any software elements) of the Laptop and does not apply to damage caused by normal wear and tear, accidents, misuse (including failure to follow product documentation), neglect, disassembly, alterations, servicing other than by Acme authorized technicians, and external causes such as but not limited to water damage, extreme thermal or environmental conditions.

We're not perfect, but we try very, very hard.

This Limited Warranty does not guarantee that use of the Laptop will be uninterrupted or error-free.

WARRANTY REMEDY (what to do if something does go wrong with your Laptop)

If a defect arises and you return your Laptop during the one-year Limited Warranty period, Acme will, at its sole discretion and to the extent permitted by law, either repair your Laptop using new or refurbished parts, replace your Laptop with a new or refurbished Laptop functionally at least equivalent to yours, or accept the return of the Laptop in exchange for a refund of the purchase price you paid for your device. If Acme repairs or replaces your Laptop, the repaired or replaced Laptop will continue to be warranted for the remaining time of the original warranty period. All returned parts for which you have received a replacement will become the property of Acme. Nothing in this Limited Warranty will reduce or otherwise affect your statutory rights in relation to the Laptop.

To make a claim under the Limited Warranty, please contact:

Acme Xxxxxx OS Support
0800 917 9009 or
[www.Laptop.com/\[X\]/support](http://www.Laptop.com/[X]/support)

We'll need your name, contact information and the serial number on the back of your Laptop. In certain situations, you might have to provide a purchase receipt. It is your responsibility to back up all data prior to returning the device under this Limited Warranty.

No employee or representative of Acme or its affiliates or any third party is authorized to make any modification, extension or addition to this Limited Warranty. If any term of this Limited Warranty is held to be illegal or unenforceable, the remaining terms of this Limited Warranty will remain in full force and effect.

One...more...sentence...

This Limited Warranty is given by Acme Inc., whose registered address is at: [address] and it gives you specific legal rights. You may have other rights, which vary from State to State.

And, that's it. Thanks for reading; your attention to detail has not gone unnoticed. Now go enjoy your new Laptop.

Acme Laptop [X] 有限保固條款

台灣

以下將說明保固條款所涵蓋的項目以及不涵蓋的項目 — 重要資訊，請勿錯過。別擔心，內容不會太冗長，說明也會盡量活潑有趣。

不要偏離正常操作方式。

在正常使用情況下，Acme 會根據所發佈的使用者說明文件為 Laptop [X] 於材料和作工方面的瑕疵提供保固，保固期限為購買當日起一年內，必須自 Acme 或其授權轉銷商原裝購入方在此限（「有限保固條款」）。使用 Laptop 時請避免參與激烈的運動賽事。

購買地區很重要。

此有限保固條款的有效範圍及實施範圍僅限於出售該 Laptop 的地區，您必須自 Acme 或其轉銷商購得 Laptop 才適用於保固條款。

我們已經在保固條款當中納入許多項目了，但是以下這些項目並未納入保固範圍。

此有限保固條款僅適用於 Laptop 的硬體元件（而非任何軟體元件），並不適用於正常耗損、事故、濫用（包括未遵守產品說明文件）、疏忽、拆卸、改動、由 Acme 授權技術人員以外者維修，以及外部原因（例如但不限於因水受損、極端溫度或環境條件）所造成的損害。

我們並不完美，但是非常、非常努力。

此有限保固條款無法保證使用 Laptop [X] 時不受干擾或不發生任何錯誤。

保固補救措施 (Laptop 確實發生錯誤時採取的措施)

如果發生瑕疵，且您在一年有限保固期內返還 Laptop，Acme 將酌情並在法律允許範圍內以全新或返修元件修復 Laptop、更換為至少與原本 Laptop 功能相當的全新或返修 Laptop，或是接受返還 Laptop，並以您購買裝置時所支付的相同價格退款。如果 Acme 修復或更換 Laptop，該維修或更換後的 Laptop 將延續原本保固期的剩餘時限。所有您已收到替代品的返還元件均將成為 Acme 所屬財產。此有限保固條款不會減損或以其他方式影響您與 Laptop 相關的法定權利。

如要根據有限保固條款提出索償，請聯絡：

Acme Silver 作業系統支援小組

855-31-[X]

[www.Laptop.com/\[X\]/support](http://www.Laptop.com/[X]/support)

我們將需要您提供姓名、聯絡資訊和 Laptop 背蓋上的序號。在某些情況下，您可能必須提供購買收據。根據此有限保固條款所規定，您有責任在返還裝置前先備份所有資料。

在適用法律的最大允許範圍內，上述有限保固條款是 Acme 為 Laptop [X] 所提供的唯一明示擔保，且上述補救措施亦為您唯一的補救措施，Acme 明確聲明免除任何與 Laptop [X] 相關之法定或默示、由行為過程或其他方式所衍生之所有其他擔保與任何類型的條件，除了受限於上述明示擔保一年期限的任何適售性之默示擔保、特定目的之適用性及非侵權行為之外。我們對此非常重視。所以才會用這麼大的篇幅予以說明。

太好了，我們已經進行了一半以上。您的進度已經贏過 99.99999% 的人了！

部份國家並不允許限制默示保固期間，因此上述限制可能不適用於您。

您明確瞭解並同意在適用法律的最大允許範圍內，根據任何責任歸屬理論，(無論其為合約、侵權行為 (包括過失)、未能做出任何擔保或其他情事)，Acme 及其子公司及關聯企業 (統稱為「Acme 方」) 就任何可能因您與 Laptop [X] 或這些條款的關係所產生之間接損害、附隨性損害、特殊損害、衍生性損害或懲戒性損害，包括任何資料損失 (無論 Acme 方及其代表是否已獲知或應知悉引起任何這類損失的可能性)，對您概不負責。您明確瞭解並同意在適用法律的最大允許範圍內，Acme 方就 Laptop [X] 或此有限保固條款的相關總賠償額度不會超過您為 Laptop [X] 向 Acme 實際支付的金額。

部份國家並不允許排除附隨性損害或衍生性損害，因此上述限制可能不適用於您。

Acme 的任何員工或代表或其關聯企業或任何第三方均無權修改、延長或增添此有限保固條款。若此有限保固條款之任何條款遭裁定為非法或不可執行的，此有限保固條款中的其餘條款仍將維持十足效力及作用。

最後...一段...話...

此有限保固條款由 Acme Inc. 所制定，註冊地址為 [address]；此有限保固條款賦予您特定法律權利。您可能具有其他權利（視國家不同而有所差異）。

結束啦！感謝您的仔細閱讀；這些資訊絕對能讓您在使用 Laptop 時受用無窮。開始享用您的全新 Laptop 吧！

Federal Communication Commission Interference Statement

This device complies with Part 15 of the FCC Rules. Operation is subject to the following two conditions: (1) This device may not cause harmful interference, and (2) this device must accept any interference received, including interference that may cause undesired operation.

This equipment has been tested and found to comply with the limits for a Class B digital device, pursuant to Part 15 of the FCC Rules. These limits are designed to provide reasonable protection against harmful interference in a residential installation. This equipment generates, uses and can radiate radio frequency energy and, if not installed and used in accordance with the instructions, may cause harmful interference to radio communications. However, there is no guarantee that interference will not occur in a particular installation. If this equipment does cause harmful interference to radio or television reception, which can be determined by turning the equipment off and on, the user is encouraged to try to correct the interference by one of the following measures:

- ◆ Reorient or relocate the receiving antenna.
- ◆ Increase the separation between the equipment and receiver.
- ◆ Connect the equipment into an outlet on a circuit different from that to which the receiver is connected.
- ◆ Consult the dealer or an experienced radio/TV technician for help.

FCC Caution: Any changes or modifications not expressly approved by the party responsible for compliance could void the user's authority to operate this equipment.

This transmitter must not be co-located or operating in conjunction with any other antenna or transmitter.

Operations in the 5.15-5.25GHz band are restricted to indoor usage only.

Radiation Exposure Statement:

This device meets the government's requirements for exposure to radio waves.

This device is designed and manufactured not to exceed the emission limits for exposure to radio frequency (RF) energy set by the Federal Communications Commission of the U.S. Government.

The exposure standard for wireless device employs a unit of measurement known as the Specific Absorption Rate, or SAR. The SAR limit set by the FCC is 1.6W/kg. *Tests for SAR are conducted using standard operating positions accepted by the FCC with the device transmitting at its highest certified power level in all tested frequency bands.

Note: The country code selection is for non-US model only and is not available to all US model. Per FCC regulation, all WiFi product marketed in US must fixed to US operation channels only.

IC Warning statement

- ◆ This device complies with Industry Canada license-exempt RSS standard(s).

Operation is subject to the following two conditions:

- (1) this device may not cause interference, and
- (2) this device must accept any interference, including interference that may cause undesired operation of the device.

- ◆ Le présent appareil est conforme aux CNR d'Industrie Canada applicables aux appareils radio exempts de licence. L'exploitation est autorisée aux deux conditions suivantes:

- (1) l'appareil ne doit pas produire de brouillage, et
- (2) l'utilisateur de l'appareil doit accepter tout brouillage radioélectrique subi, même si le brouillage est susceptible d'en compromettre le fonctionnement."

- This Class B digital apparatus complies with Canadian ICES-003.
- Cet appareil numérique de la classe B est conforme à la norme NMB-003 du Canada.

- This device complies with RSS-310 of Industry Canada. Operation is subject to the condition that this device does not cause harmful interference.

- Cet appareil est conforme à la norme RSS-310 d'Industrie Canada. L'opération est soumise à la condition que cet appareil ne provoque aucune interférence nuisible.

Caution :

- (i) the device for operation in the band 5150-5250 MHz is only for indoor use to reduce the potential for harmful interference to co-channel mobile satellite systems;
- (ii) the maximum antenna gain permitted for devices in the bands 5250-5350 MHz and 5470-5725 MHz shall comply with the e.i.r.p. limit; and
- (iii) the maximum antenna gain permitted for devices in the band 5725-5825 MHz shall comply with the e.i.r.p. limits specified for point-to-point and non point-to-point operation as appropriate.
- (iv) Users should also be advised that high-power radars are allocated as primary users (i.e. priority users) of the bands 5250-5350 MHz and 5650-5850 MHz and that these radars could cause interference and/or damage to LE-LAN devices.

Avertissement:

Le guide d'utilisation des dispositifs pour réseaux locaux doit inclure des instructions précises sur les restrictions susmentionnées, notamment :

- (i) les dispositifs fonctionnant dans la bande 5 150-5 250 MHz sont réservés uniquement pour une utilisation à l'intérieur afin de réduire les risques de brouillage préjudiciable aux systèmes de satellites mobiles utilisant les mêmes canaux;
- (ii) le gain maximal d'antenne permis pour les dispositifs utilisant les bandes 5 250-5 350 MHz et 5 470-5 725 MHz doit se conformer à la limite de p.i.r.e.;
- (iii) le gain maximal d'antenne permis (pour les dispositifs utilisant la bande 5 725-5 825 MHz) doit se conformer à la limite de p.i.r.e. spécifiée pour l'exploitation point à point et non point à point, selon le cas.
- (iv) De plus, les utilisateurs devraient aussi être avisés que les utilisateurs de radars de haute puissance sont désignés utilisateurs principaux (c.-à-d., qu'ils ont la priorité) pour les bandes 5 250-5 350 MHz et 5 650-5 850 MHz et que ces radars pourraient causer du brouillage et/ou des dommages aux dispositifs LAN-EL.

Radiation Exposure Statement:

The product comply with the Canada portable RF exposure limit set forth for an uncontrolled environment and are safe for intended operation as described in this manual. The further RF exposure reduction can be achieved if the product can be kept

as far as possible from the user body or set the device to lower output power if such function is available.



Déclaration d'exposition aux radiations:

Le produit est conforme aux limites d'exposition pour les appareils portables RF pour les Etats-Unis et le Canada établies pour un environnement non contrôlé.

Le produit est sûr pour un fonctionnement tel que décrit dans ce manuel. La réduction aux expositions RF peut être augmentée si l'appareil peut être conservé aussi loin que possible du corps de l'utilisateur ou que le dispositif est réglé sur la puissance de sortie la plus faible si une telle fonction est disponible.

