

MFA **M. Flom Associates, Inc. - Global Compliance Center**
3356 North San Marcos Place, Suite 107, Chandler, Arizona 85225-7176
www.mflom.com general@mflom.com (480) 926-3100, FAX: 926-3598

Date of Report: August 10, 2001

Date of Submission: August 16, 2001

Federal Communications Commission
Via: Electronic Filing

Attention: Authorization & Evaluation Division

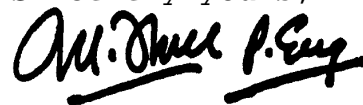
Applicant: Novatel Wireless Inc.
Equipment: NVW-C201
FCC ID: PKRNVWC201
FCC Rules: Radiofrequency Radiation Exposure Limits
47 CFR 1.1310 CALCULATED
MPE - Mobiles x Fixed Based Station _____

Gentlemen:

On behalf of the Applicant, enclosed please find the Supplemental Test Data Report, the whole for Environmental Assessment (MPE) of the referenced equipment as shown.

We trust the same is in order. Should you need any further information, kindly contact the writer who is authorized to act as agent.

Sincerely yours,



Morton Flom, P. Eng.

enclosure(s)
cc: Applicant
MF/cvr



M. Flom Associates, Inc. - Global Compliance Center
3356 North San Marcos Place, Suite 107, Chandler, Arizona 85225-7176
www.mflom.com general@mflom.com (480) 926-3100, FAX: 926-3598

ENVIRONMENTAL ASSESSMENT

for

MOBILES

for

FCC ID: FCC ID: PKRNVWC201
Model: NVW-C201

to

FEDERAL COMMUNICATIONS COMMISSION

47 CFR 1.1310 (MPE)
Radiofrequency Radiation Exposure Limits

DATE OF REPORT: August 10, 2001

ON THE BEHALF OF THE APPLICANT:

Novatel Wireless Inc.

AT THE REQUEST OF:

P.O. NWS04414

Applicant:

Novatel Wireless Inc.
9360 Towne Centre Dr., Suite 110
San Diego, CA 92121

Attention of:

Patrick O'Bright, CDMA Program Manager
888-888-9231; 858-320-8800; FAX:-2888
Email: pobright@novatelwireless.com
and/or John Ross
858-812-0614; FAX:-2888
Email: jross@novatelwireless.com

A handwritten signature in black ink that reads 'Morton Flom P. Eng.' The signature is written in a cursive, flowing style.

SUPERVISED BY:


Morton Flom, P. Eng.

TABLE OF CONTENTS

<u>RULE</u>	<u>DESCRIPTION</u>	<u>PAGE</u>
	Test Report	1
	Identification of the Equipment Under Test	2
	Standard Test Conditions and Engineering Practices	4
1.1310	Environmental Assessment	5

PAGE NO. 1 of 5.

Required information per ISO/IEC Guide 25-1990, paragraph 13.2:

- a) TEST REPORT (SUPPLEMENTAL)
- b) Laboratory: M. Flom Associates, Inc.
 (FCC: 31040/SIT) 3356 N. San Marcos Place, Suite 107
 (Canada: IC 2044) Chandler, AZ 85225
- c) Report Number: d0180031
- d) Client: Novatel Wireless Inc.
 9360 Towne Centre Dr., Suite 110
 San Diego, CA 92121
- e) Identification: NVW-C201
 Description: FCC ID: PKRNVWC201
 CDMA PCMCIA Card
- f) EUT Condition: Not required unless specified in individual tests.
- g) Report Date: August 10, 2001
 EUT Received: August 1, 2001
- h, j, k): As indicated in individual tests.
- i) Sampling method: No sampling procedure used.
- l) Uncertainty: In accordance with MFA internal quality manual.
- m) Supervised by: 
 Morton Flom, P. Eng.
- n) Results: The results presented in this report relate only to the item tested.
- o) Reproduction: This report must not be reproduced, except in full, without written permission from this laboratory.

PAGE NO. 2 of 5.

IDENTIFICATION OF THE EQUIPMENT UNDER TEST (EUT)

NAME AND ADDRESS OF APPLICANT:

Novatel Wireless Inc.
 9360 Towne Centre Dr., Suite 110
 San Diego, CA 92121

MANUFACTURER:

Applicant

FCC ID: PKRNVWC201

MODEL NO: NVW-C201

DESCRIPTION: CDMA PCMCIA Card

TYPE OF EMISSION: 1M25F9W

FREQUENCY RANGE, MHz: 1850 to 1910


POWER RATING, Watts: 0.30 EIRP
 ___ Switchable ___ Variable x N/A

MODULATION:
 ___ AMPS
 ___ TDMA
x CDMA
 ___ OTHER

ANTENNA:
 ___ HELICAL
 ___ MONOPOLE
 ___ WHIP
X INTEGRAL

NOTE: For RF Safety test antenna gain taken at the upper range of expected gain (i.e. 0 dBd) and RF Power set to highest nominal power across all channels.

M. Flom Associates, Inc. is accredited by the American Association for Laboratory Association (A2LA) as shown in the scope below.



THE AMERICAN ASSOCIATION FOR LABORATORY ACCREDITATION

ACCREDITED LABORATORY

A2LA has accredited


M. FLOM ASSOCIATES, INC.
Chandler, AZ

for technical competence in the field of

Electrical (EMC) Testing


The accreditation covers the specific tests and types of tests listed on the agreed scope of accreditation. This laboratory meets the requirements of ISO/IEC 17025 - 1999 "General Requirements for the Competence of Testing and Calibration Laboratories" and any additional program requirements in the identified field of testing. Testing and calibration laboratories that comply with this International Standard also operate in accordance with ISO 9001 or ISO 9002.

Presented this 2nd day of March, 2001.



President
For the Accreditation Council
Certificate Number 1008.01
Valid to December 31, 2002

For tests or types of tests to which this accreditation applies, please refer to the laboratory's Electrical (EMC) Scope of Accreditation



American Association for Laboratory Accreditation

SCOPE OF ACCREDITATION TO ISO/IEC 17025:1999


M. FLOM ASSOCIATES, INC.
Electronic Testing Laboratory
3356 North San Marcos Place, Suite 107
Chandler, AZ 85225
Morton Flom Phone: 480 926 3100

ELECTRICAL (EMC)

Valid to: December 31, 2002 Certificate Number: 1008-01

In recognition of the successful completion of the A2LA evaluation process, accreditation is granted to this laboratory to perform the following electromagnetic compatibility tests:

Tests	Standard(s)
RF Emissions	FCC Part 15 (Subparts B and C) using ANSI C63.4-1992; CISPR 11; CISPR 13; CISPR 14; CISPR 22; EN 55011; EN 55013; EN 55014; EN 55022; EN 50081-1; EN 50081-2; ICES-003; AS/NZS 1044; AS/NZS 1053; AS/NZS 3548; AS/NZS 4251.1; CNS 13438
Harmonic Currents	EN 61000-3-2
Fluctuation and Flicker	EN 61000-3-3
RF Immunity	EN: 50082-1, 50082-2 (both excluding "Power Frequency Magnetic Field Immunity" and "Voltage Dips, Short Interruptions, and Line Voltage Variations"); AS/NZS 4251.1
Radiated Susceptibility	EN 61000-4-3; ENV 50140; ENV 50204; IEC 1000-4-3; IEC 801-3
EFT	EN 61000-4-4; IEC 1000-4-4; IEC 801-4
Surge	EN 61000-4-5; ENV 50142; IEC 1000-4-5; IEC 801-5
47 CFR (FCC)	2, 21, 22, 23, 24, 74, 80, 87, 90, 95, 97



5301 Buckeystown Pike, Suite 350 • Frederick, MD 21704-8373 • Phone: 301-644 3248 • Fax: 301-662 2974

"This laboratory is accredited by the American Association for Laboratory Accreditation (A2LA) and the results shown in this report have been determined in accordance with the laboratory's terms of accreditation unless stated otherwise in the report."

Should this report contain any data for tests for which we are not accredited, or which have been undertaken by a subcontractor that is not A2LA accredited, such data would not covered by this laboratory's A2LA accreditation.

PAGE NO.

4 of 5.

STANDARD TEST CONDITIONS
and
ENGINEERING PRACTICES

Except as noted herein, the following conditions and procedures were observed during the testing:

In accordance with ANSI C63.4-1992/2000, section 6.1.9, and unless otherwise indicated in the specific measurement results, the ambient temperature of the actual EUT was maintained within the range of 10° to 40°C (50° to 104 °F) unless the particular equipment requirements specify testing over a different temperature range. Also, unless otherwise indicated, the humidity levels were in the range of 10% to 90% relative humidity.

Prior to testing, the EUT was tuned up in accordance with the manufacturer's alignment procedures. All external gain controls were maintained at the position of maximum and/or optimum gain throughout the testing.

Measurement results, unless otherwise noted, are worst case measurements.

PAGE NO.

5 of 5.

MPE CALCULATION

Frequency = 1850 - 1910 MHz

Uncontrolled Exposure Limit = 1 mw/cm²

Power, EIRP = 0.3 W

Minimum Safe Distance = $[0.3/(4\pi \times 10)]^{1/2}$
= 4.8 cm

R.F. Exposure = 20 cm

SUPERVISED BY:



Morton Flom, P. Eng.

(The following will be placed in the Instruction Manual)

MANDATORY SAFETY INSTRUCTIONS TO INSTALLERS & USERS

Use only manufacturer or dealer supplied antenna.

Antenna Minimum Safe Distance: 20 cm .

Antenna Gain: zero dBd referenced to a dipole.

The Federal Communications Commission has adopted a safety standard for human exposure to RF (Radio Frequency) energy which is below the OSHA (Occupational Safety and Health Act) limits.

Antenna Mounting: The antenna supplied by the manufacturer or radio dealer must not be mounted at a location such that during radio transmission, any person or persons can come closer than the above indicated minimum safe distance to the antenna i.e. 20 cm .

To comply with current FCC RF Exposure limits, the antenna must be installed at or exceeding the minimum safe distance shown above, and in accordance with the requirements of the antenna manufacturer or supplier.

Base Station Installation: The antenna should be fixed-mounted on an outdoor permanent structure. RF Exposure compliance must be addressed at the time of installation.

Antenna Substitution: Do not substitute any antenna for the one supplied or recommended by the manufacturer or radio dealer. You may be exposing person or persons to harmful radio frequency radiation. You may contact your radio dealer or the manufacturer for further instructions.

WARNING: Maintain a separation distance from the antenna to a person(s) of at least 20 cm .

You, as the qualified end-user of this radio device must control the exposure conditions of bystanders to ensure the minimum separation distance (above) is maintained between the antenna and nearby persons for satisfying RF Exposure compliance. The operation of this transmitter must satisfy the requirements of Occupational/Controlled Exposure Environment, for work-related use. transmit only when person(s) are at least the minimum distance from the properly installed, externally mounted antenna.

TESTIMONIAL
AND
STATEMENT OF CERTIFICATION

THIS IS TO CERTIFY THAT:

1. THAT the application was prepared either by, or under the direct supervision of, the undersigned.
2. THAT the technical data supplied with the application was taken under my direction and supervision.
3. THAT the data was obtained on representative units, randomly selected.
4. THAT, to the best of my knowledge and belief, the facts set forth in the application and accompanying technical data are true and correct.

CERTIFYING ENGINEER:



Morton Flom, P. Eng.