

Appendix C. Setup Photographs


<Radiated Emission>


<Ant. Horizontal>

Ant. 0+8 for EN-DC 5A-n38A, EN-DC 12A-n38A, EN-DC 71A-n38A,
LF



HF




SHF


<Ant. Vertical>


Ant. 0 for 5G NR n7, n38

LF



HF




SHF


Ant. 0+1 for EN-DC 7A-n5A

LF




HF




SHF


Ant. 0+8 for EN-DC 5A-n7A, EN-DC 12A-n7A, EN-DC 66A-n7A, EN-DC 4A-n41A

LF



HF




SHF

Ant. 4+0 for EN-DC 48C-n66A


LF



HF



SHF



————THE END————