

Appendix C. Setup Photographs

<Radiated Emission>


<Ant. 0+8>

Ant. Horizontal for EN-DC 66A_n25A / EN-DC 5A_n2A / EN-DC 12A_n2A / EN-DC 13A_n2A / EN-DC 66A_n2A / EN-DC 71A_n66A


LF



HF




SHF




**Vertical for EN-DC 5A_n66A / EN-DC 12A_n66A / EN-DC 13A_n66A
LF**




HF




SHF




<Ant. 4+0>
Vertical for EN-DC 48A_n2A / EN-DC 48A_n66A
LF



HF



SHF




<Ant. 8+0>

Ant. Horizontal for EN-DC 7A_n66A / EN-DC 2A_n12A


LF



HF




SHF




Vertical for EN-DC 66A_n12A / EN-DC 2A_n66A


LF



HF



SHF



————THE END————