


Appendix C. Setup Photographs

<Radiated Emission>


<Ant. 0> + <Ant.4>


X Plane for EN-DC 2A-n77A, 5A-n77A, 7A-n77A, 12A-n77A, 13A-n77A,
14A-n77A, 25A-n77A, 66A-n77A, 2A-n78A, 5A-n78A, 7A-n78A, 12A-n78A,
25A-n78A, 66A-n78A

LF



HF



SHF


<Ant. 4>

Y Plane for 5G NR n77

LF




HF





SHF



<MIMO Antenna>


<Ant. 4+6>

Z Plane for 5G NR n77

LF




HF





SHF



—————THE END—————