


Radiated spurious Emission Setup Plots


<Radiation for FCC Part 22, 24, 27, 90>

X Plane

LF



HF



SHF





Y Plane

LF




HF




SHF


Z Plane

LF



HF



SHF


<Radiation for FCC Part 27Q>

X Plane


LF



HF



SHF



<Radiation for FCC Part 15C, 15E>

X Plane

HF



—————THE END—————