

M3000B Wi-Fi Antenna Specifications

1. Inseego Custom Antenna Part#'s:

- WiFi Ant #0 Part Number: 12023299
- WiFi Ant #1 Part Number: 12023300

2. Construction:

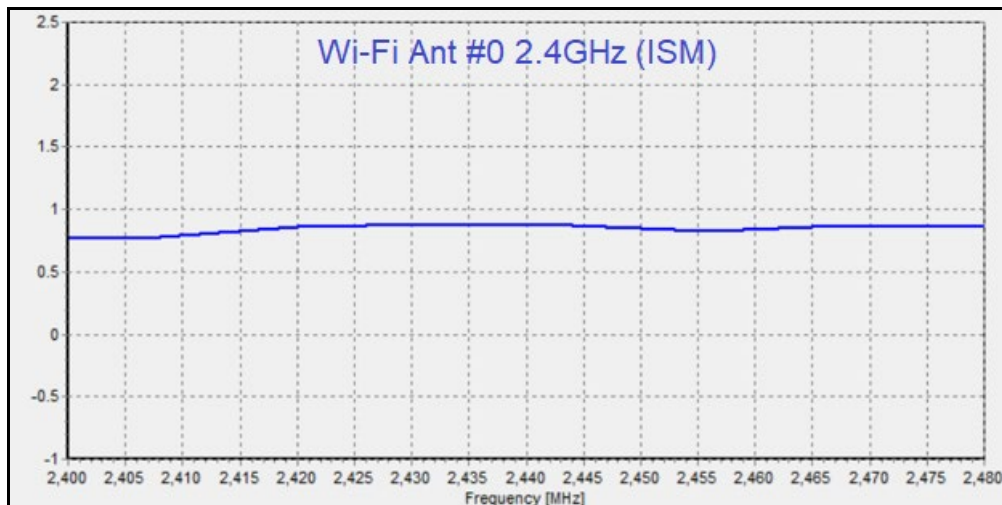
- Flexible Printed Circuit (FPC) Design consisting of Copper, Polyimide, and Adhesive

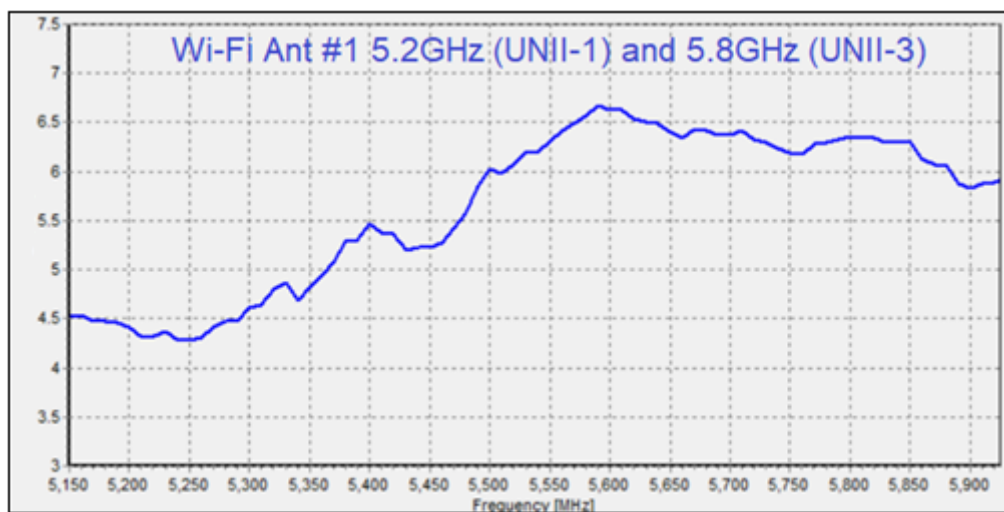
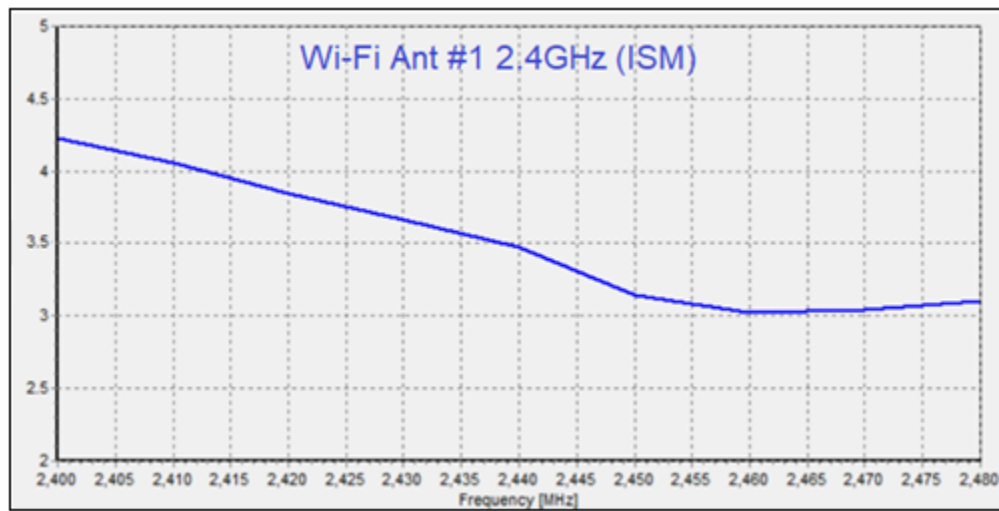
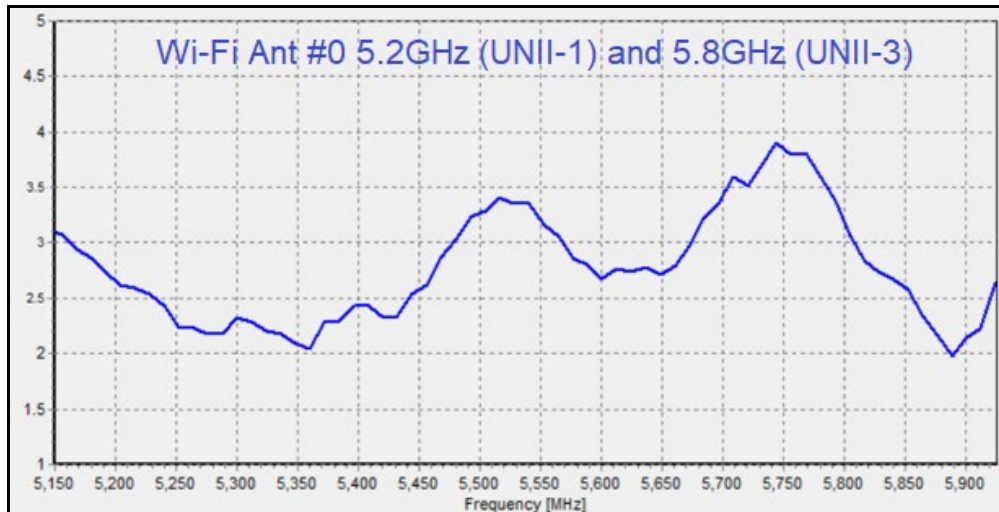
3. Antenna Passive Pk Gain Results Table:

Wi-Fi Ant #0	Frequency Range	Pk Gain
ISM	2440MHz (2412MHz to 2462MHz)	0.9 dBi
UNI-1	5200MHz (5170MHz to 5250MHz)	3.1 dBi
UNI-3	5700MHz (5735MHz to 5835MHz)	3.9 dBi
Wi-Fi Ant #1	Frequency Range	Pk Gain
ISM	2440MHz (2412MHz to 2462MHz)	4.3 dBi
UNI-1	5200MHz (5170MHz to 5250MHz)	4.5 dBi
UNI-3	5700MHz (5735MHz to 5835MHz)	6.4 dBi

4. Antenna Passive Gain (dBi) Charts:

- Antenna Engineer: Matt Salvino
- Passive Measurement Date: 03-22-2022





5. Measurement Setup Illustration:

Passive Performance Test System components and diagram:

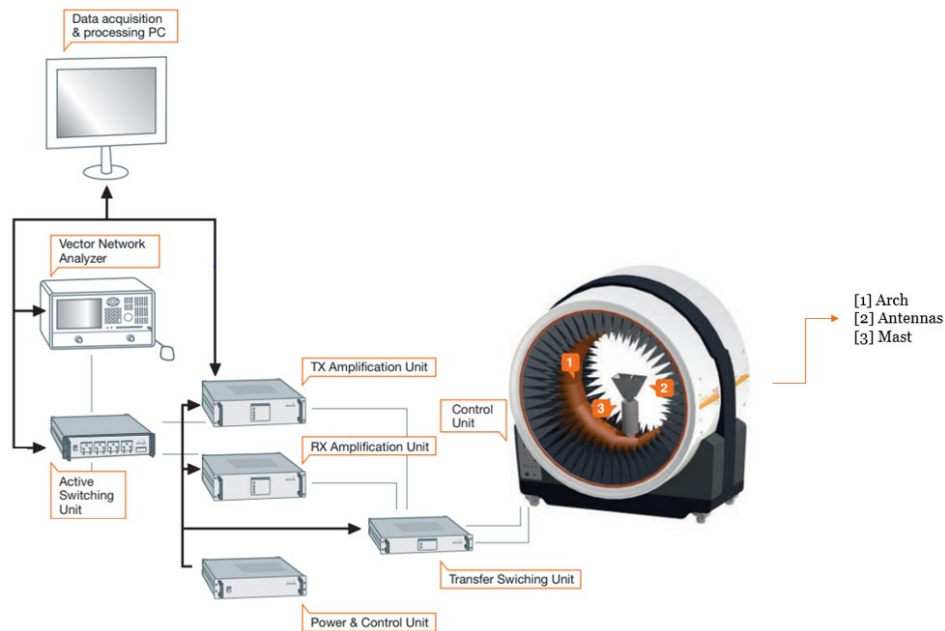
Frequency Bands: 600 MHz to 10 GHz

Max. Size of DUT: 450mm for spherical set-up

Max. Weight of DUT: 10 kgs

The system is capable of the following measurements:

- Gain
- Directivity
- Beamwidth
- Cross polar discrimination
- Sidelobe levels
- 3D radiation pattern
- Radiation pattern in any polarization (linear or circular)
- Antenna efficiency test



Inseego Corp.

9710 Scranton Road Suite 200, San Diego CA 92121, USA

Toll Free: 888.888.9231 • Main 858.812.3400

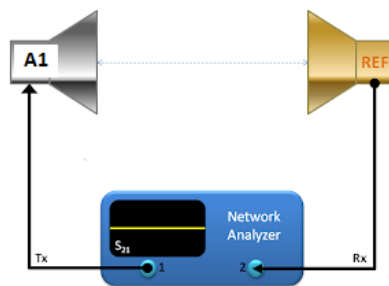
www.inseego.com

Gain Measurement method Explained:

- a) **Calibration:** Use Two Antennas (one has to have a known gain [In this case Ref]) to measure and record the S parameter S_{21} which is the input/output relation ship between the ports on the Network analyzer
 - a. Normalize the calibration to produce 0 DB reference on the network Analyzer.
 - b. All cable loss factors are accounted for in the system

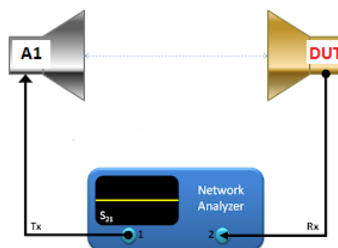
Notes : A1 represents Arch antennas in system

The software instructs the VNA to produce a sweep signal over the frequency range specified. The it will generate the signal is a swept CW between the start and end frequency and pausing at predetermined points long enough to collect measurement.



Calibration diagram

- b) **DUT Measurements:** Replace reference Antenna with DUT Antenna (maintaining the same conditions) distance etc.





DUT Measurement diagram

- c) Remeasure S_{21} response which now represents the gain relative to reference antenna. Collect $G(\text{Rel})$.

d) Calculate $G(\text{Dut})=G(\text{ref})+ G(\text{rel})$

Note that the system used in the chamber is automated. (the measurement is taken at multiple locations by rotating the DUT and the arch)




Inseego Corp.


9710 Scranton Road Suite 200, San Diego CA 92121, USA

Toll Free: 888.888.9231 • Main 858.812.3400

www.inseego.com



DUT connection Photo 1



DUT connection Photo 2

6. Measurement Equipment calibration:

- MVG StarLab Multi-Probe Compact Passive Antenna Measurement Chamber Calibration Certificate:

		
<h3>Calibration Certificate</h3>		
Manufacturer's Name :	MVG Industries	
Manufacturer's Address :	13, rue du Zéphir Parc d'Activité de l'Océane 91140 Villejust FRANCE	
Declares that product		
Customer name :	INSEEGO	
Product Name:	SL v1	
Serial Number :	C253	
Calibration date	19/02/2022	
Has been calibrated according MVG procedure and \ Or according ISO 9001 requirements.		
19 February, 2022	MVG Quality Manager	
		
MICROWAVE VISION www.microwavevision.com	Société Anonyme Capital Social: 691 041€ RCS Evry B 340 342 163 Numéro SIREN : 340 342 153	47, Blvd St Michel 75006 Paris, FRANCE Tel. : +33 (0)1 75 77 58 50 Fax : +33 (0)1 48 33 39 02

- E5071C Network Analyzer Calibration Certificate:

Certificate of Calibration



ISO/IEC 17025:2017 and ANSI/NCSL Z540.1-1994

Certificate Number 1-13571508236-1



Model Number E5071C
Manufacturer Keysight Technologies Inc
Description ENA Series Network analyzer
Serial Number MY46103762

Date of Calibration 17 Dec 2020
Procedure STE-50114528-C.06.06
Temperature (23 ± 5) °C
Humidity (50 ± 30) %RH

Customer
Inseego Corp
9710 Scranton Rd Ste 200
SAN DIEGO CA 92121-1744
United States

Location of Calibration
Keysight Technologies Inc
10090 Foothills Blvd.
Roseville CA 95747-7102
UNITED STATES

This certifies that the equipment has been calibrated using applicable Keysight Technologies procedures and in compliance with ISO/IEC 17025:2017 and ANSI/NCSL Z540.1-1994 (R2002). The quality management system is registered to ISO 9001:2015.

Inseego Corp.

9710 Scranton Road Suite 200, San Diego CA 92121, USA

Toll Free: 888.888.9231 • Main 858.812.3400

www.inseego.com