


Appendix C. Setup Photographs


<Radiated Emission>

X plane for PCS Band and AWS Band

LF



HF



SHF


<Radiated Emission>

Z plane for Cellular Band

LF



HF



————THE END————