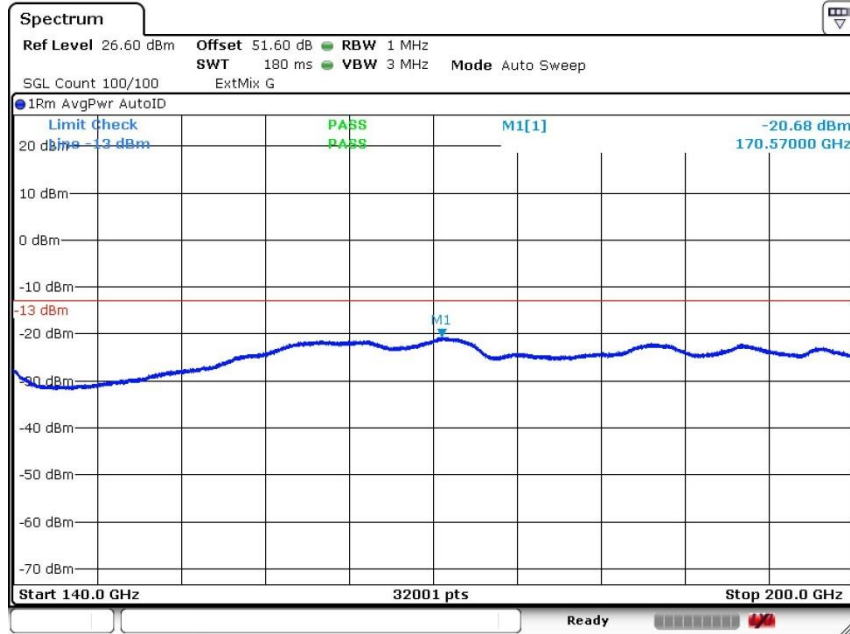


$$\begin{aligned} \text{Offset} &= \text{Antenna Factor (dB/m)} + \text{Cable Loss (dB)} + 107 + 20\log(D) - 104.8 \\ &= 48.8 + 2 + 107 + 20\log(1) - 104.8 \\ &= 53 \text{ (dB)} \end{aligned}$$



NR Band n260

(140GHz-200GHz)



Date: 4 NOV. 2020 14:26:40

$$\begin{aligned}
 \text{Offset} &= \text{Antenna Factor (dB/m)} + \text{Cable Loss (dB)} + 107 + 20\log(D) - 104.8 \\
 &= 53.4 + 2 + 107 + 20\log(0.5) - 104.8 \\
 &= 51.6 \text{ (dB)}
 \end{aligned}$$



## NR Band n260 Module 1 AG0

### Occupied Bandwidth

Mode	DFT-s-OFDM Module 1 NR Band n260 : 99%OBW(MHz)			
BW	200MHz			
Mod.	BPSK	QPSK	16QAM	64QAM
Lowest CH	189.36	188.79	188.85	189.36
Middle CH	189.18	188.77	188.87	189.67
Highest CH	189.07	188.57	188.91	189.84

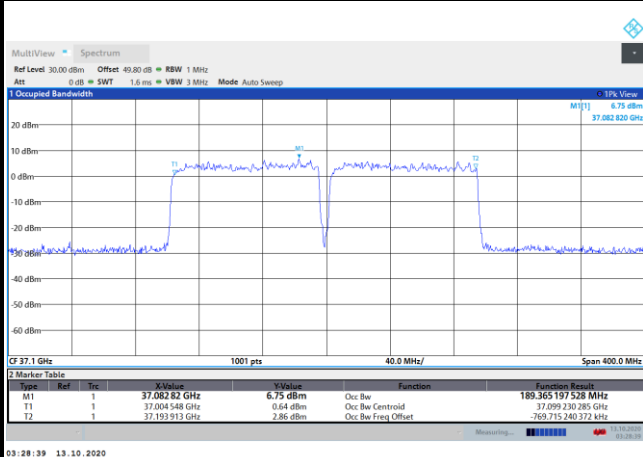
Mode	CP-OFDM Module 1 NR Band n260 : 99%OBW(MHz)		
BW	200MHz		
Mod.	QPSK	16QAM	64QAM
Lowest CH	190.84	191.20	191.01
Middle CH	190.98	191.29	191.73
Highest CH	191.32	191.90	193.57



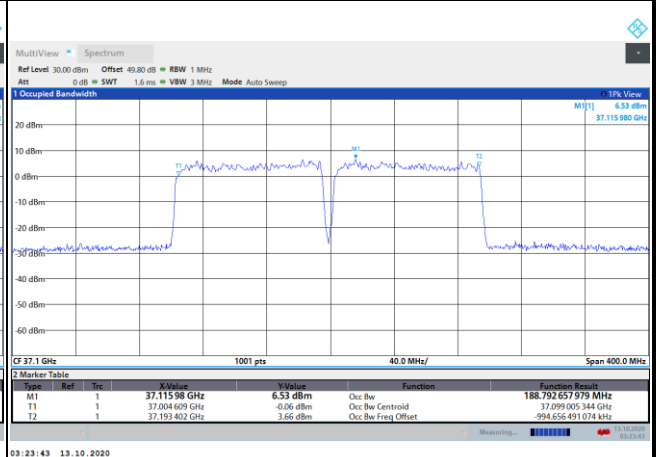
DFT-s-OFDM Module 1

NR Band n260

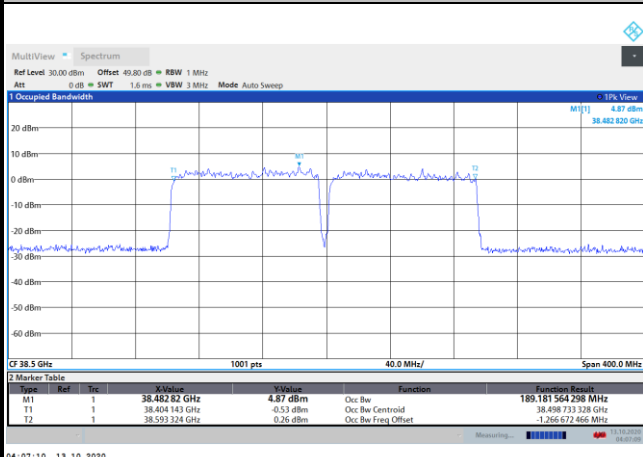
Lowest Channel / 200MHz / BPSK



Lowest Channel / 200MHz / QPSK



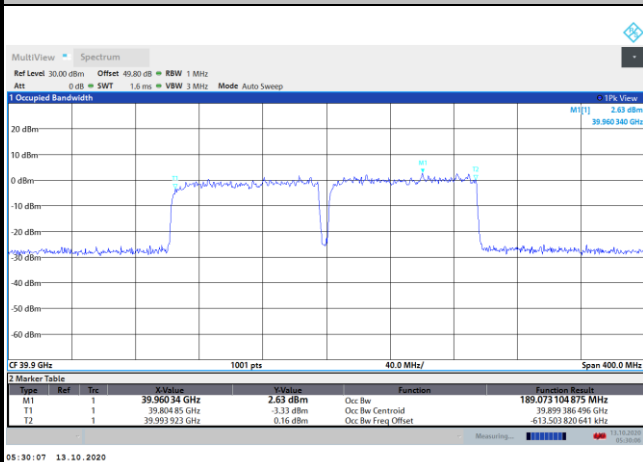
Middle Channel / 200MHz / BPSK



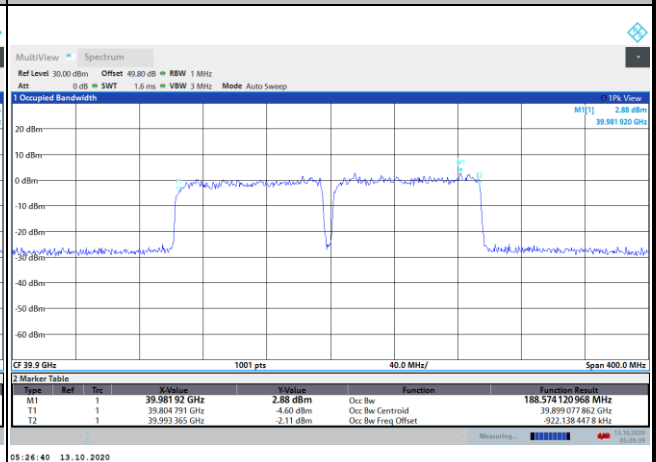
Middle Channel / 200MHz / QPSK



Highest Channel / 200MHz / BPSK



Highest Channel / 200MHz / QPSK

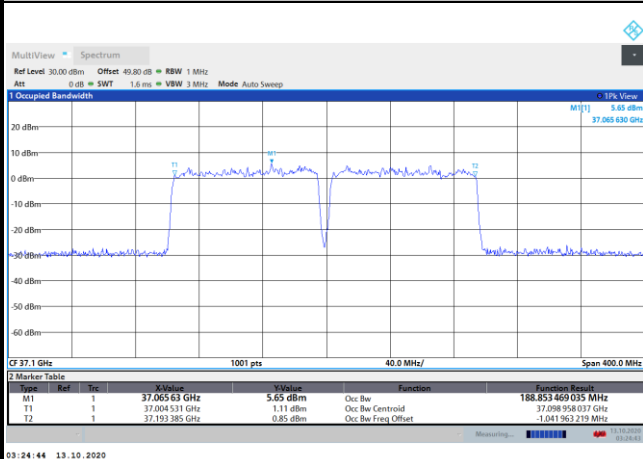




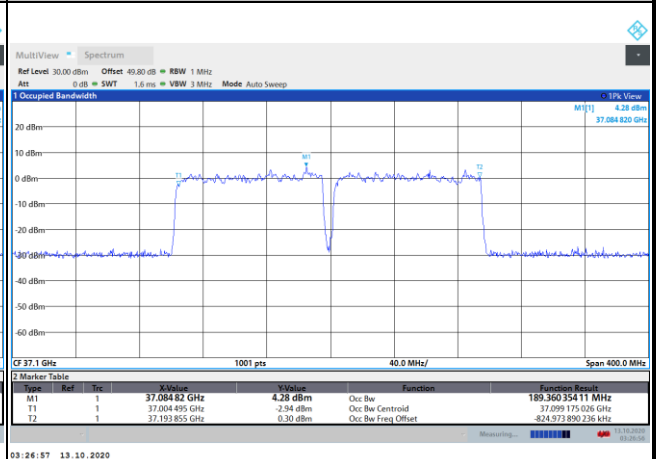
DFT-s-OFDM Module 1

NR Band n260

Lowest Channel / 200MHz / 16QAM



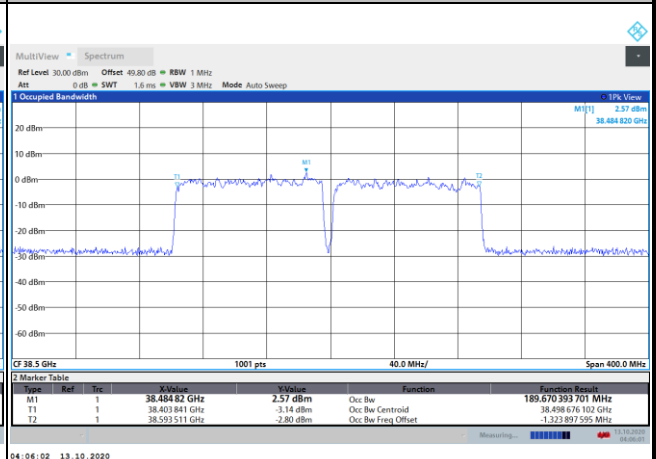
Lowest Channel / 200MHz / 64QAM



Middle Channel / 200MHz / 16QAM



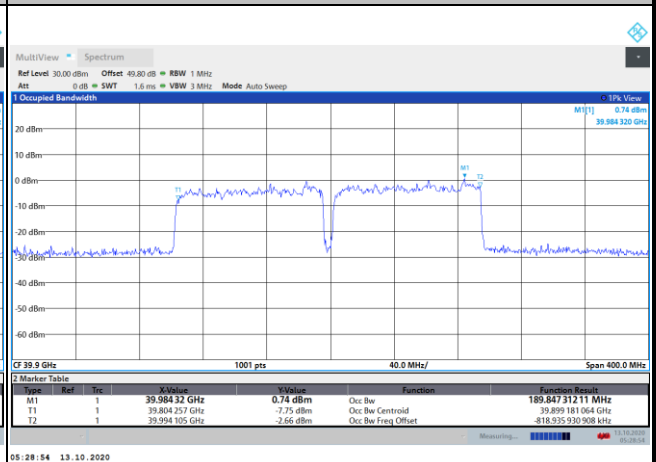
Middle Channel / 200MHz / 64QAM



Highest Channel / 200MHz / 16QAM



Highest Channel / 200MHz / 64QAM

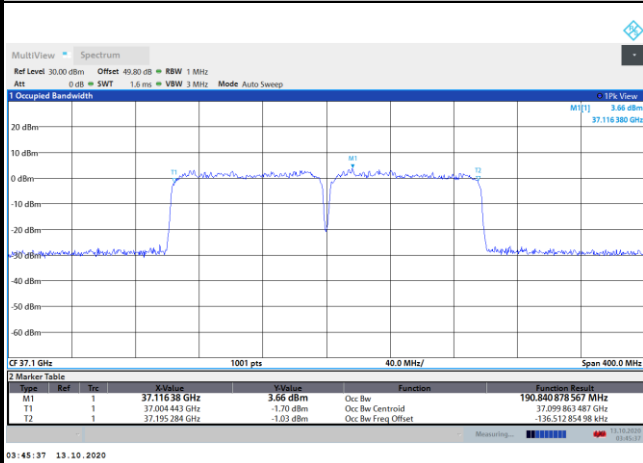




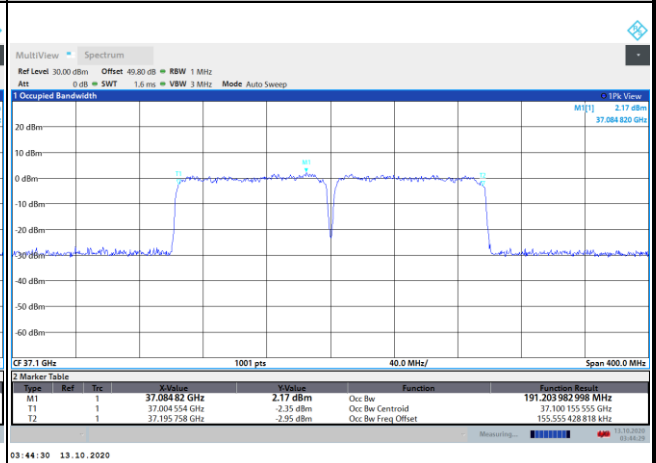
CP-OFDM Module 1

NR Band n260

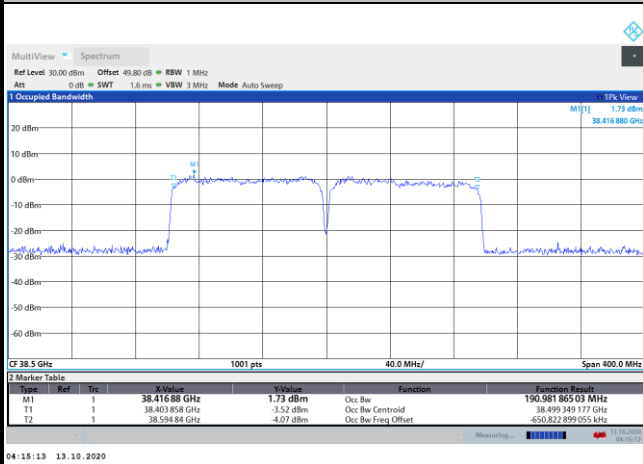
Lowest Channel / 200MHz / QPSK



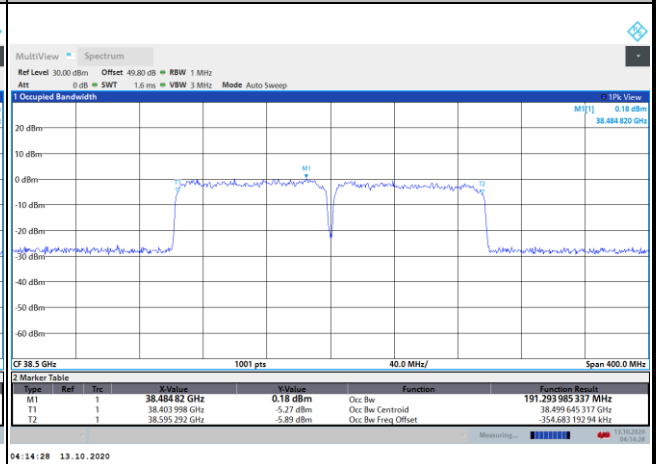
Lowest Channel / 200MHz / 16QAM



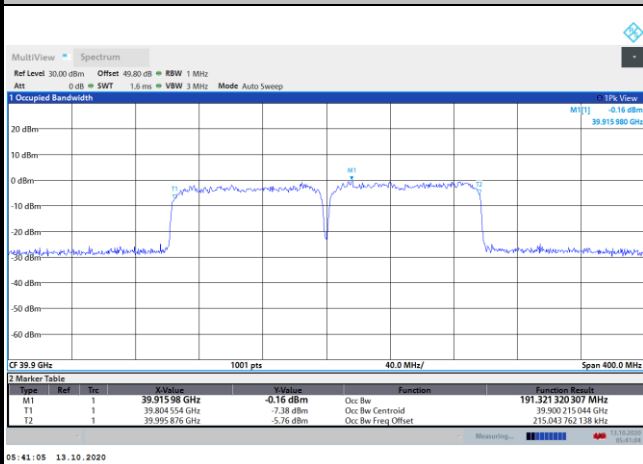
Middle Channel / 200MHz / QPSK



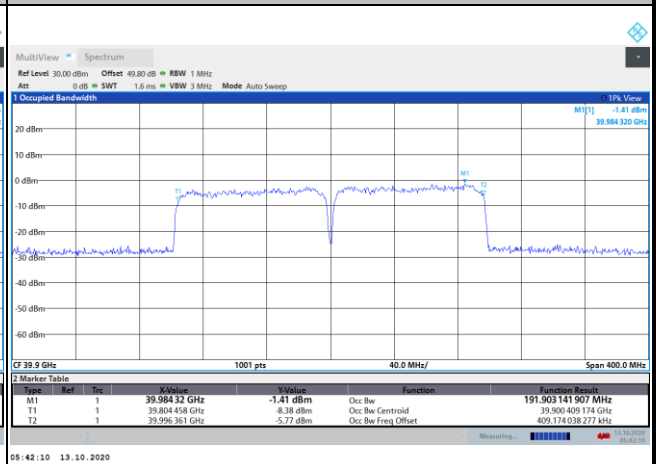
Middle Channel / 200MHz / 16QAM



Highest Channel / 200MHz / QPSK



Highest Channel / 200MHz / 16QAM





CP-OFDM Module 1

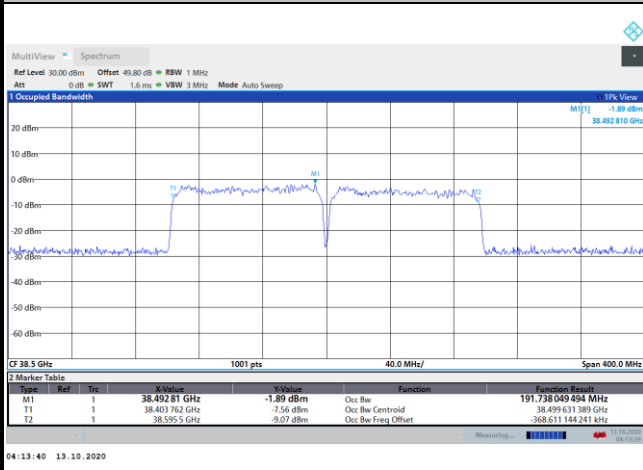
NR Band n260

Lowest Channel / 200MHz / 64QAM



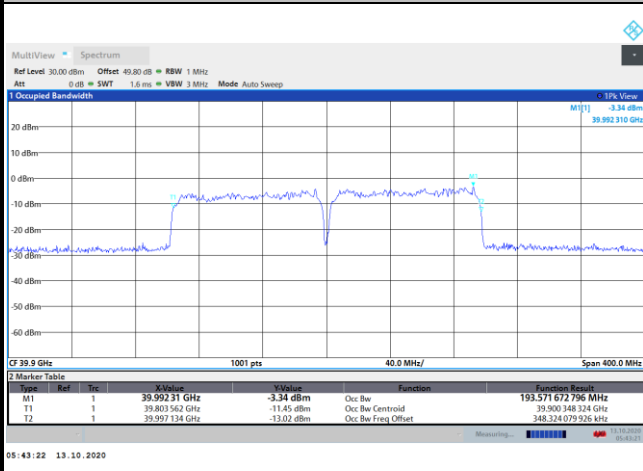
intentionally blank

Middle Channel / 200MHz / 64QAM



intentionally blank

Highest Channel / 200MHz / 64QAM



intentionally blank



**Radiated Out of Band Emissions**

Mode			DFT-s-OFDM Module 1 NR Band n260 : BE (dBm) 1 RB			
BW			200MHz			
Limit (dBm)			BPSK	QPSK	16QAM	64QAM
Low CH	0~10%OB	≤ -5	-30.47	-30.05	-28.70	-29.12
	>10%OB	≤ -13	-36.87	-36.82	-36.20	-35.85
HighCH	0~10%OB	≤ -5	-31.64	-31.78	-31.93	-30.93
	>10%OB	≤ -13	-35.38	-35.10	-35.39	-35.34
Result			Compliance			

Mode			CP-OFDM Module 1 NR Band n260 : BE (dBm) 1 RB		
BW			200MHz		
Limit (dBm)			QPSK	16QAM	64QAM
Low CH	0~10%OB	≤ -5	-29.93	-29.45	-31.15
	>10%OB	≤ -13	-36.13	-35.88	-36.93
High CH	0~10%OB	≤ -5	-32.34	-32.32	-32.55
	>10%OB	≤ -13	-35.18	-35.37	-35.37
Result			Compliance		

Mode			DFT-s-OFDM Module 1 NR Band n260 : BE (dBm) Full RB			
BW			200MHz			
Limit (dBm)			BPSK	QPSK	16QAM	64QAM
Low CH	0~10%OB	≤ -5	-35.81	-35.77	-36.47	-37.67
	>10%OB	≤ -13	-36.78	-36.57	-36.57	-36.97
HighCH	0~10%OB	≤ -5	-34.95	-35.01	-35.11	-35.19
	>10%OB	≤ -13	-35.29	-35.39	-35.29	-35.22
Result			Compliance			

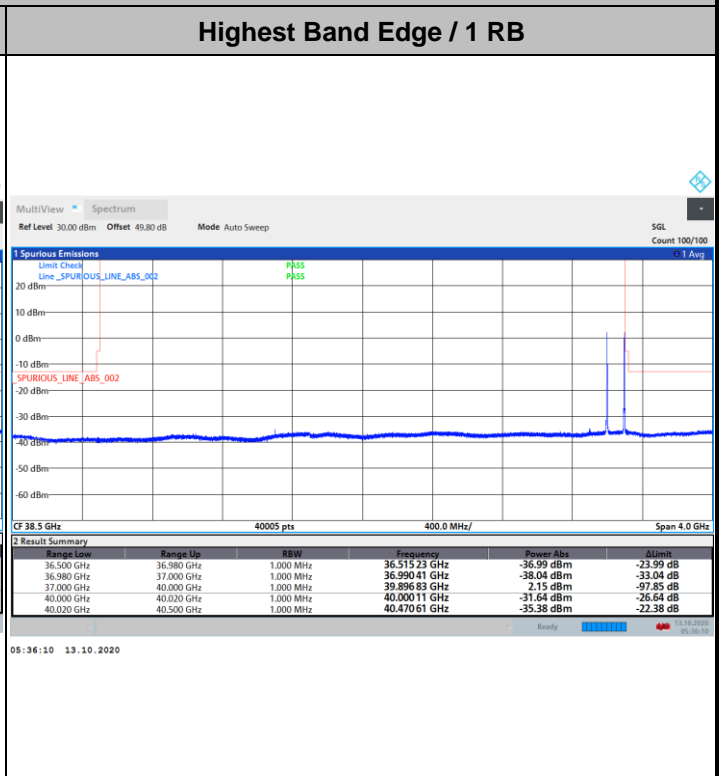
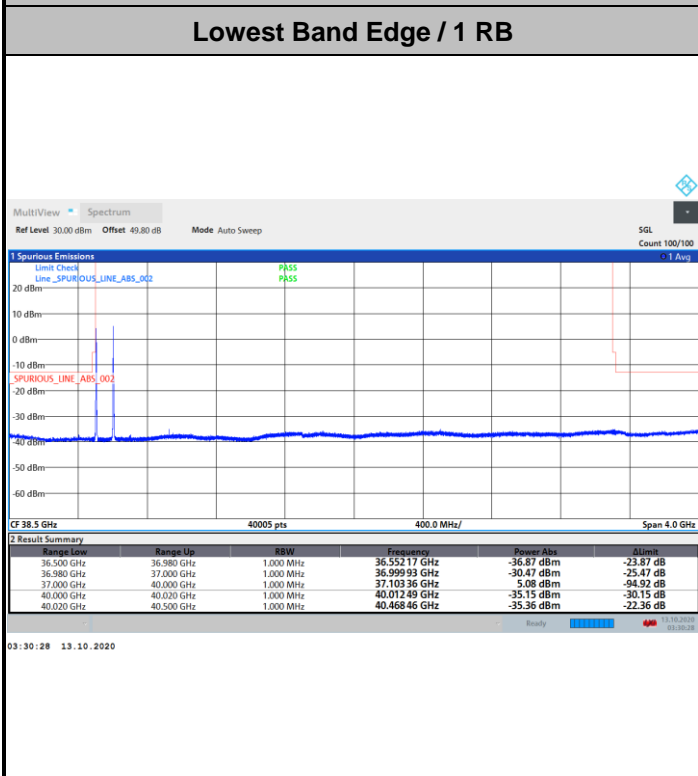
Mode			CP-OFDM Module 1 NR Band n260 : BE (dBm) Full RB		
BW			200MHz		
Limit (dBm)			QPSK	16QAM	64QAM
Low CH	0~10%OB	≤ -5	-36.66	-37.49	-38.02
	>10%OB	≤ -13	-36.88	-36.91	-37.10
High CH	0~10%OB	≤ -5	-34.96	-35.01	-34.89
	>10%OB	≤ -13	-35.21	-35.40	-35.38
Result			Compliance		



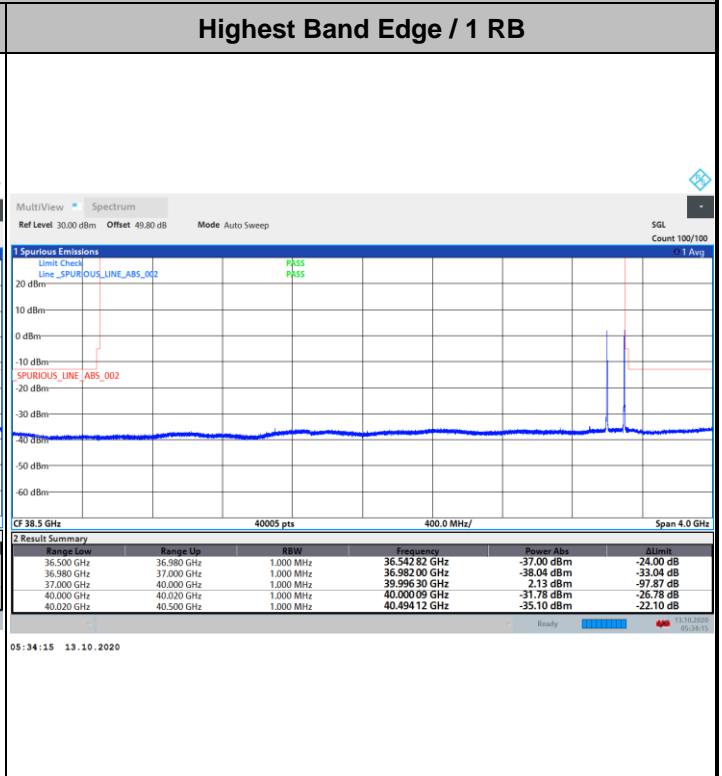
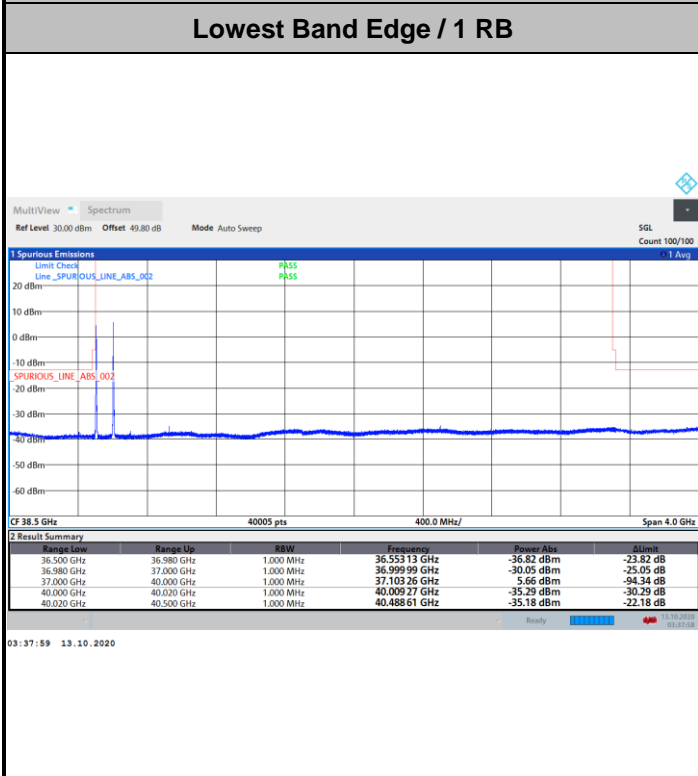


DFT-s-OFDM Module 1

NR Band n260 / 200MHz / BPSK



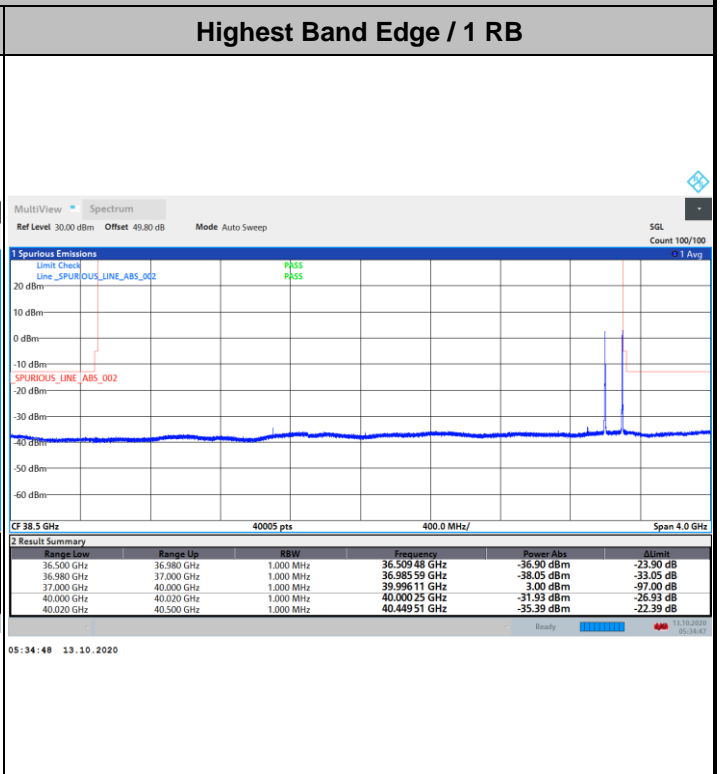
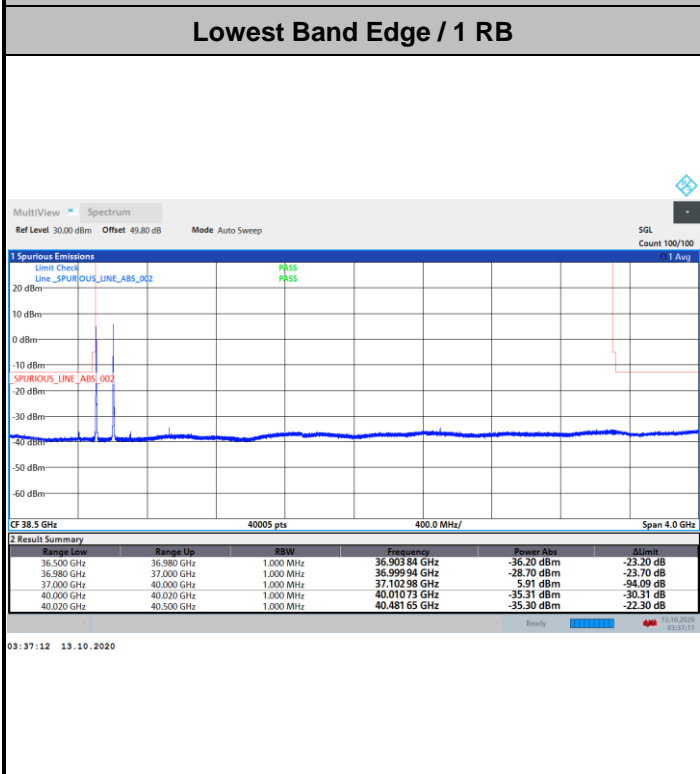
NR Band n260 / 200MHz / QPSK



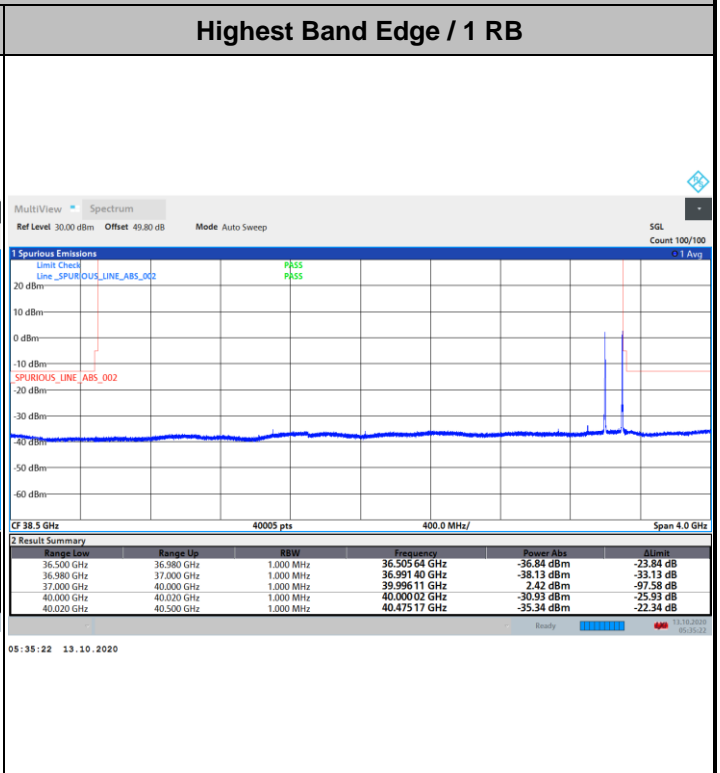
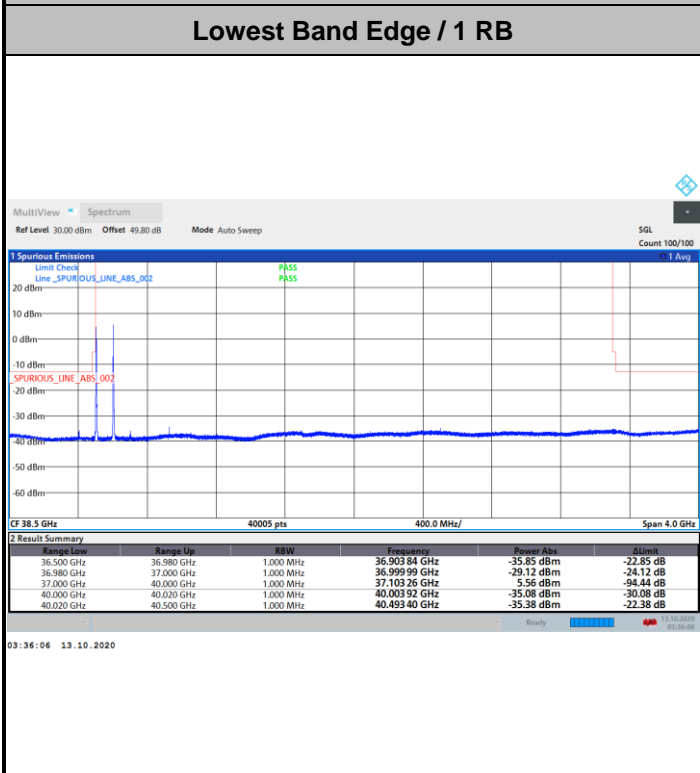


DFT-s-OFDM Module 1

NR Band n260 / 200MHz / 16QAM



NR Band n260 / 200MHz / 64QAM



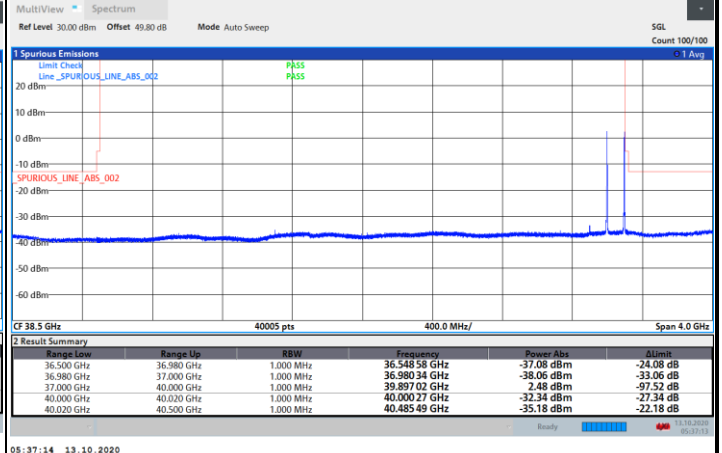
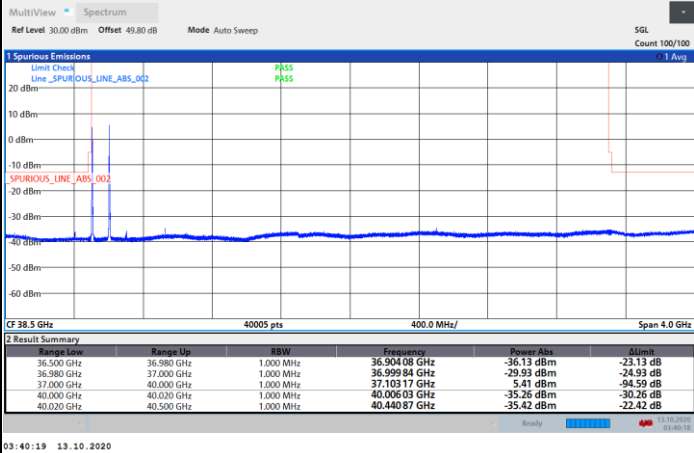


CP-OFDM Module 1

NR Band n260 / 200MHz / QPSK

Lowest Band Edge / 1 RB

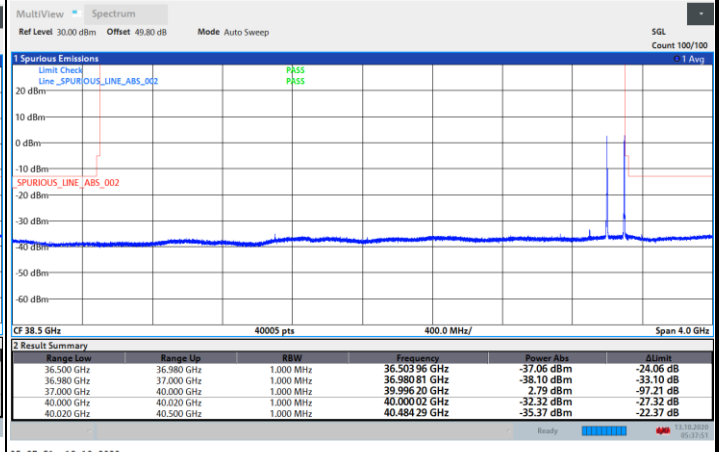
Highest Band Edge / 1 RB



NR Band n260 / 200MHz / 16QAM

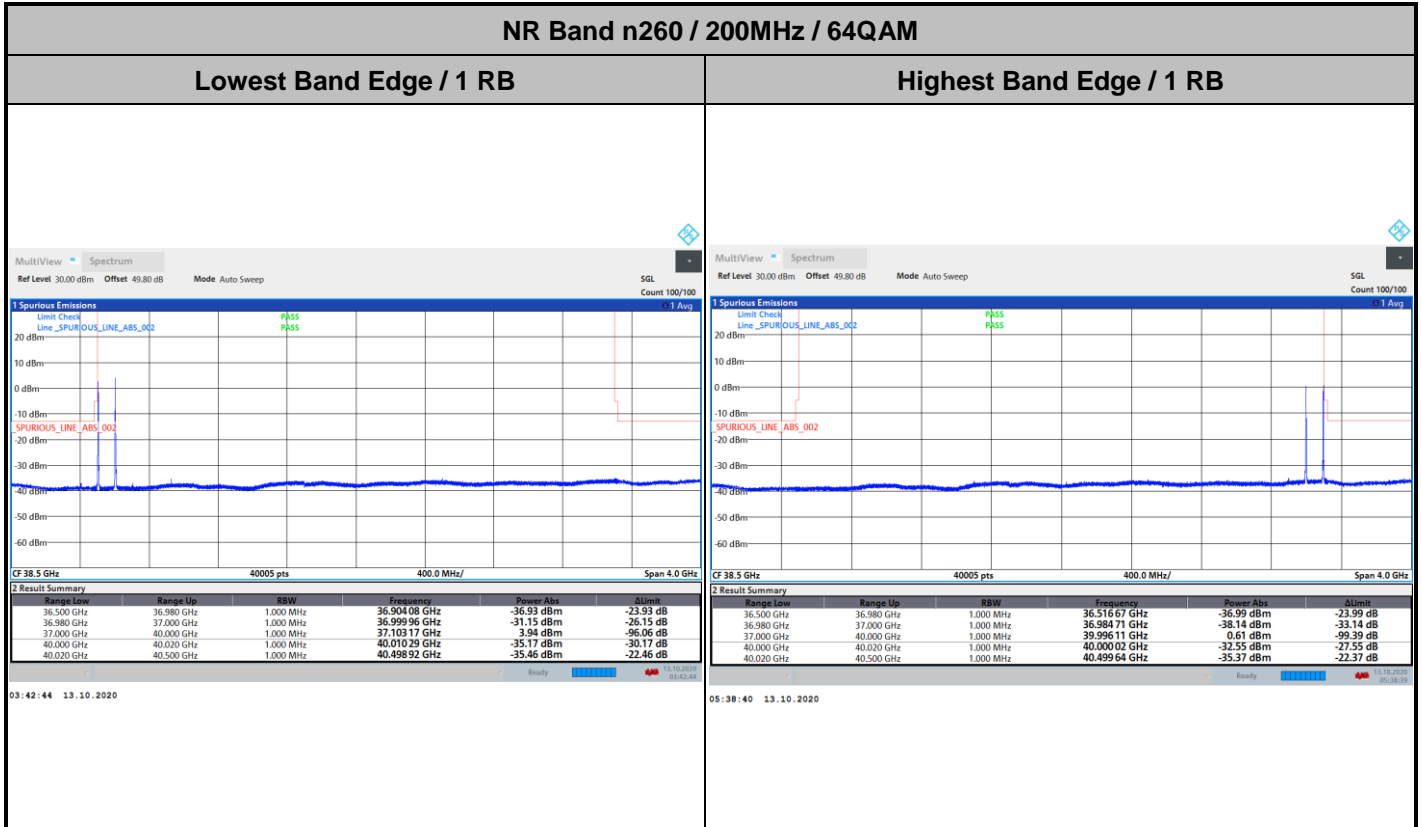
Lowest Band Edge / 1 RB

Highest Band Edge / 1 RB





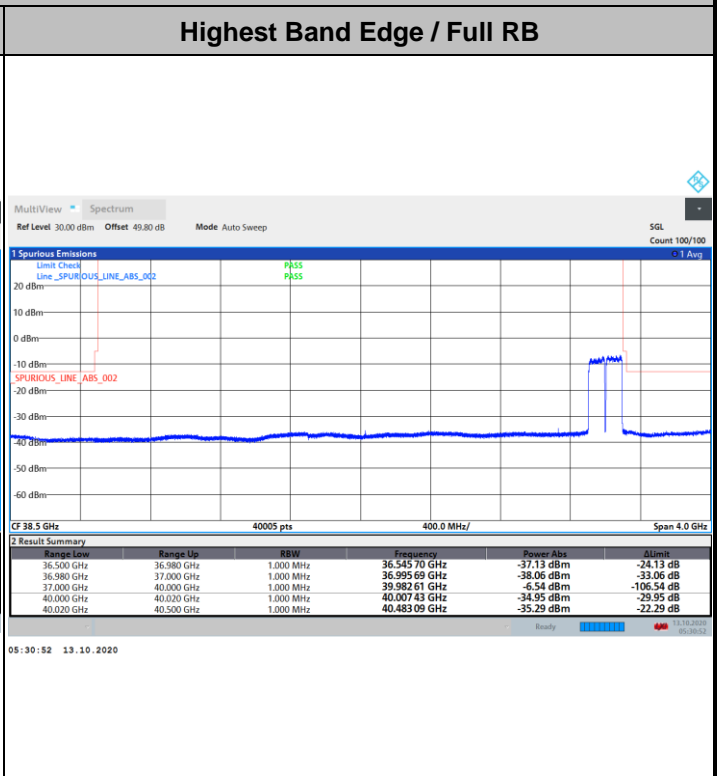
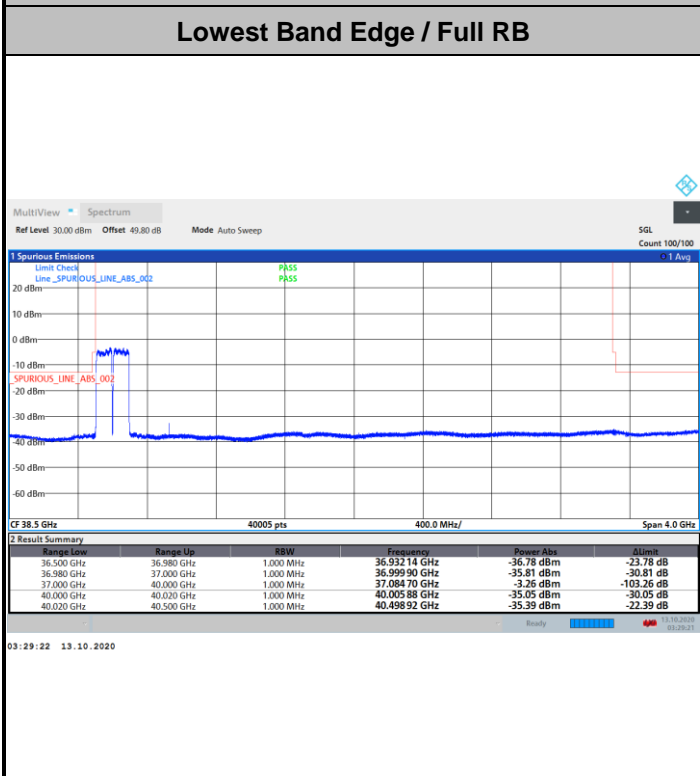
CP-OFDM Module 1



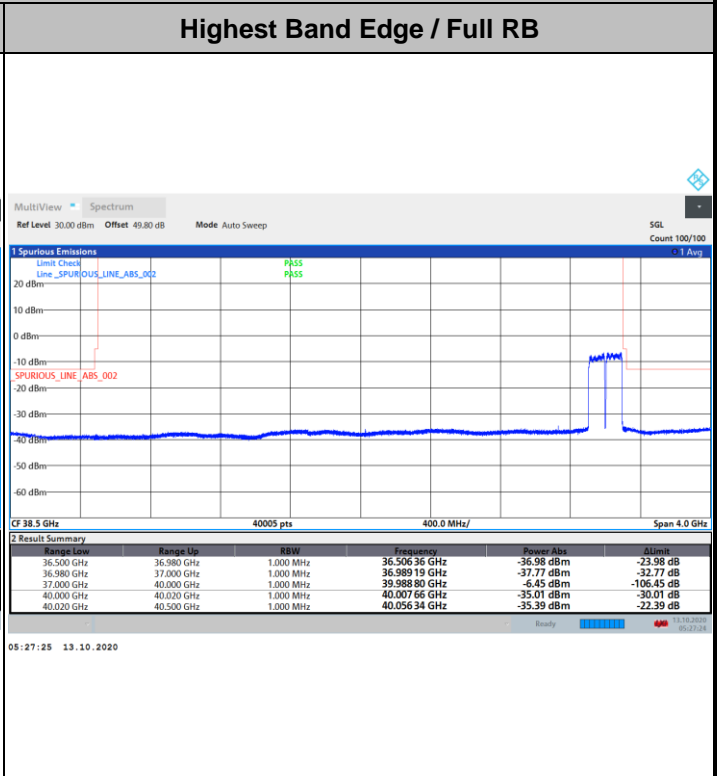
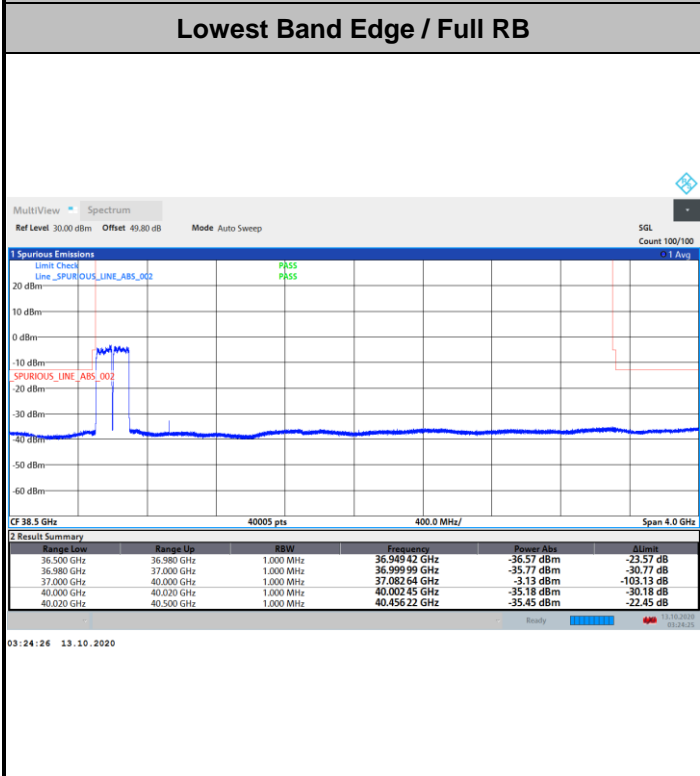


DFT-s-OFDM Module 1

NR Band n260 / 200MHz / BPSK



NR Band n260 / 200MHz / QPSK

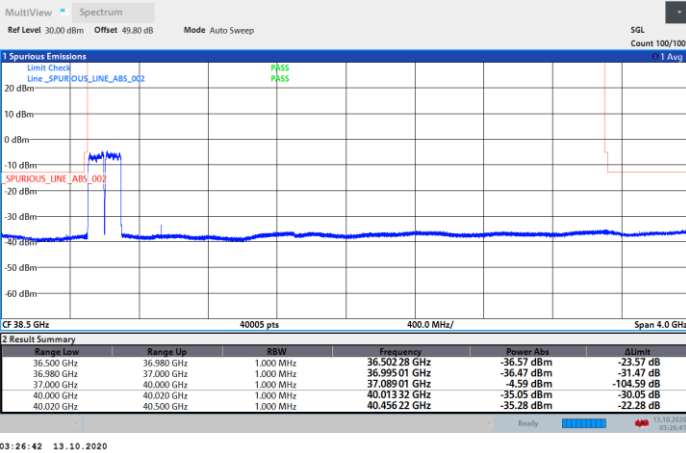




DFT-s-OFDM Module 1

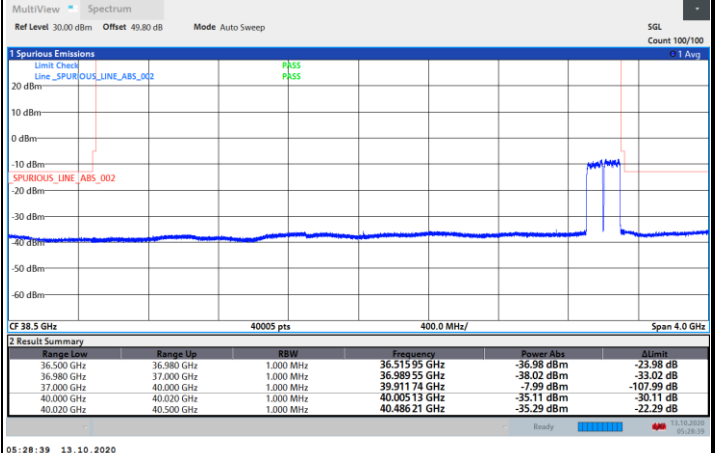
NR Band n260 / 200MHz / 16QAM

Lowest Band Edge / Full RB



03:26:42 13.10.2020

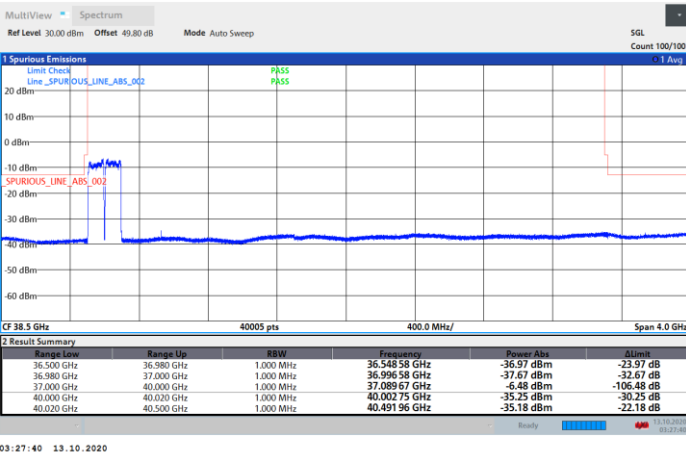
Highest Band Edge / Full RB



05:28:39 13.10.2020

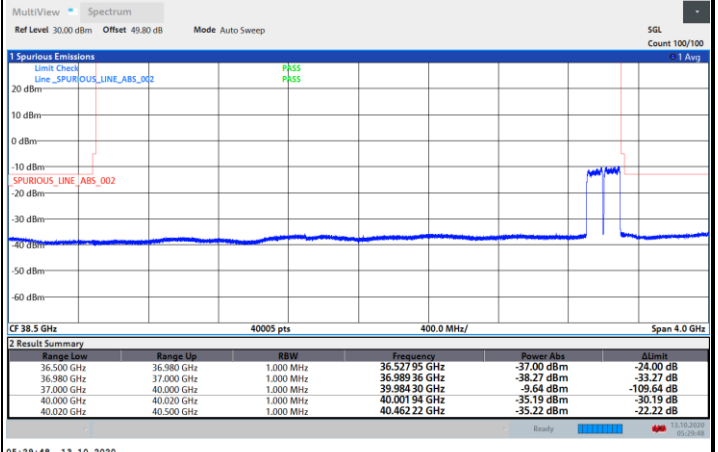
NR Band n260 / 200MHz / 64QAM

Lowest Band Edge / Full RB



03:27:40 13.10.2020

Highest Band Edge / Full RB



05:29:48 13.10.2020



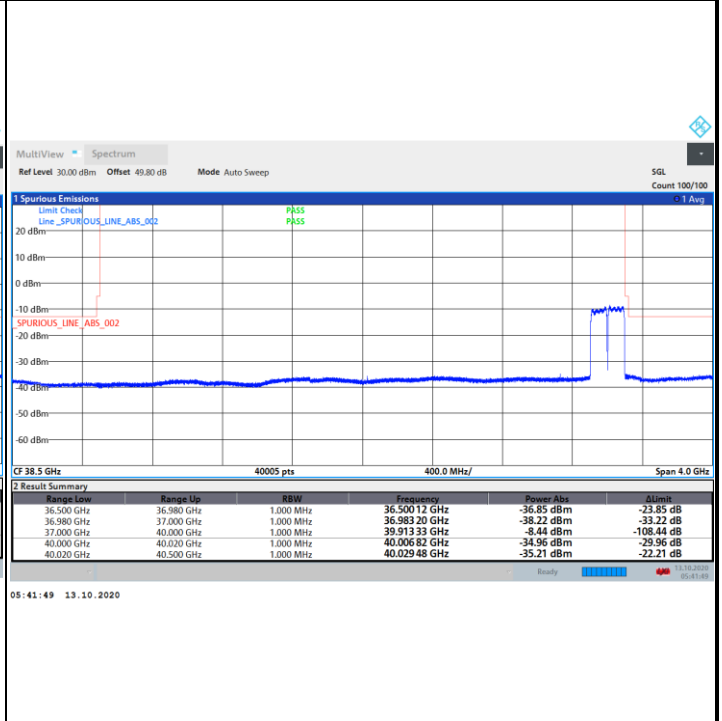
CP-OFDM Module 1

NR Band n260 / 200MHz / QPSK

Lowest Band Edge / Full RB

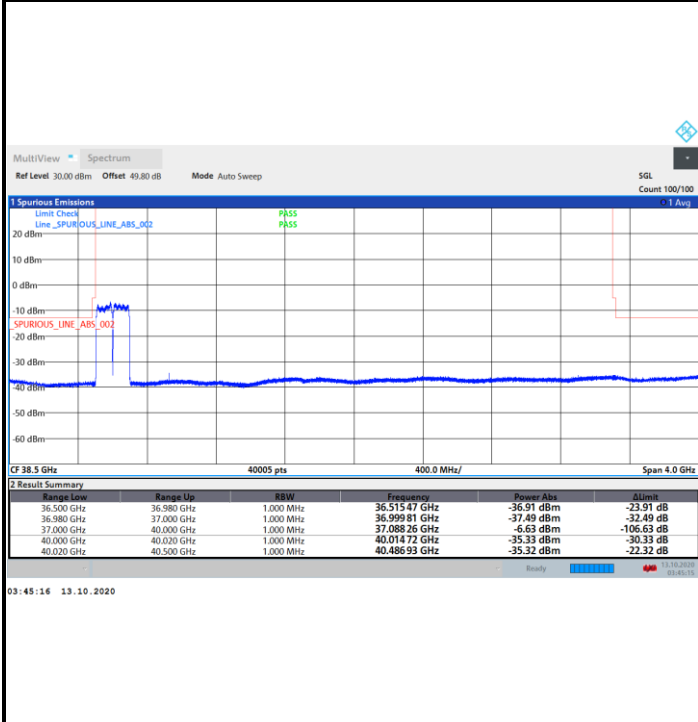


Highest Band Edge / Full RB

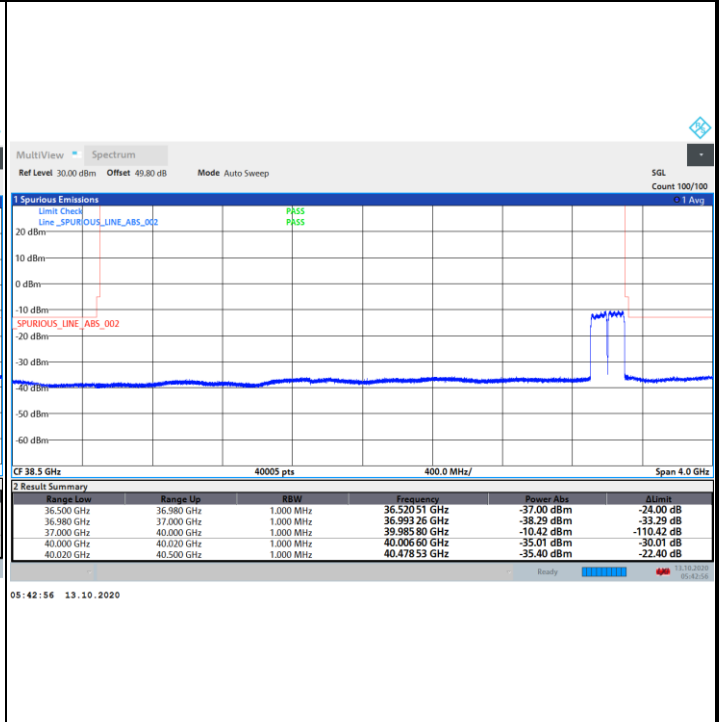


NR Band n260 / 200MHz / 16QAM

Lowest Band Edge / Full RB

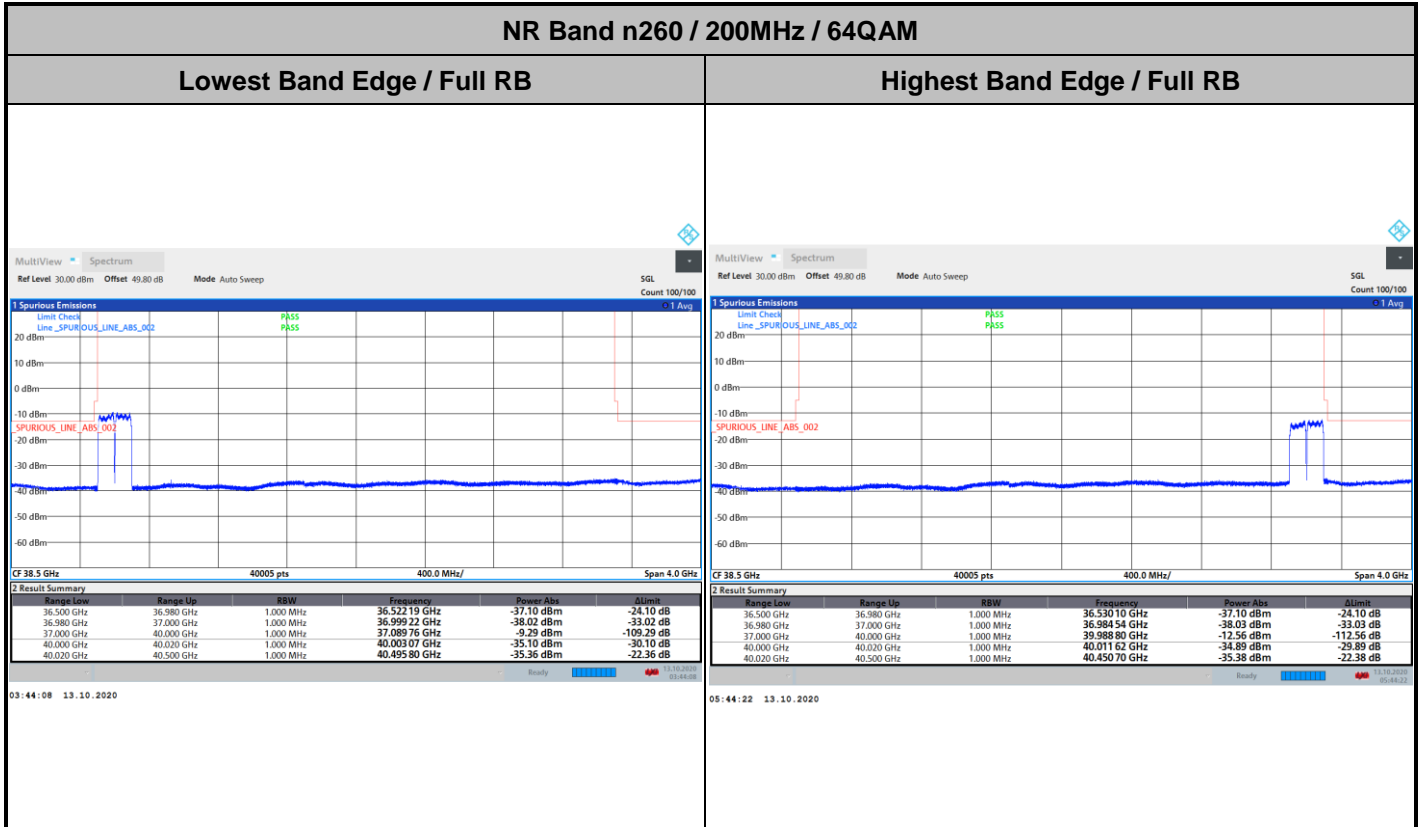


Highest Band Edge / Full RB





CP-OFDM Module 1

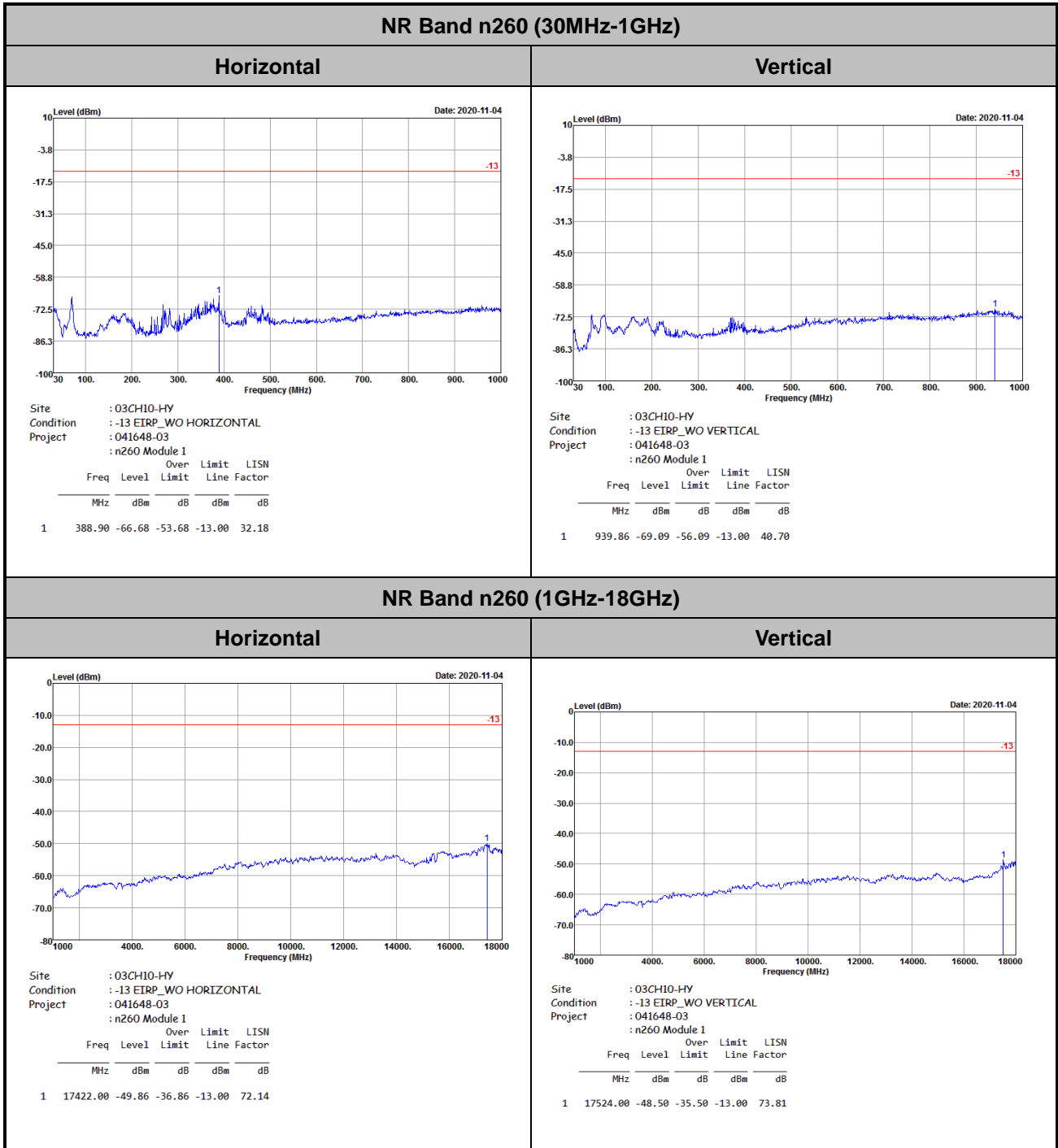






# Spurious Emission

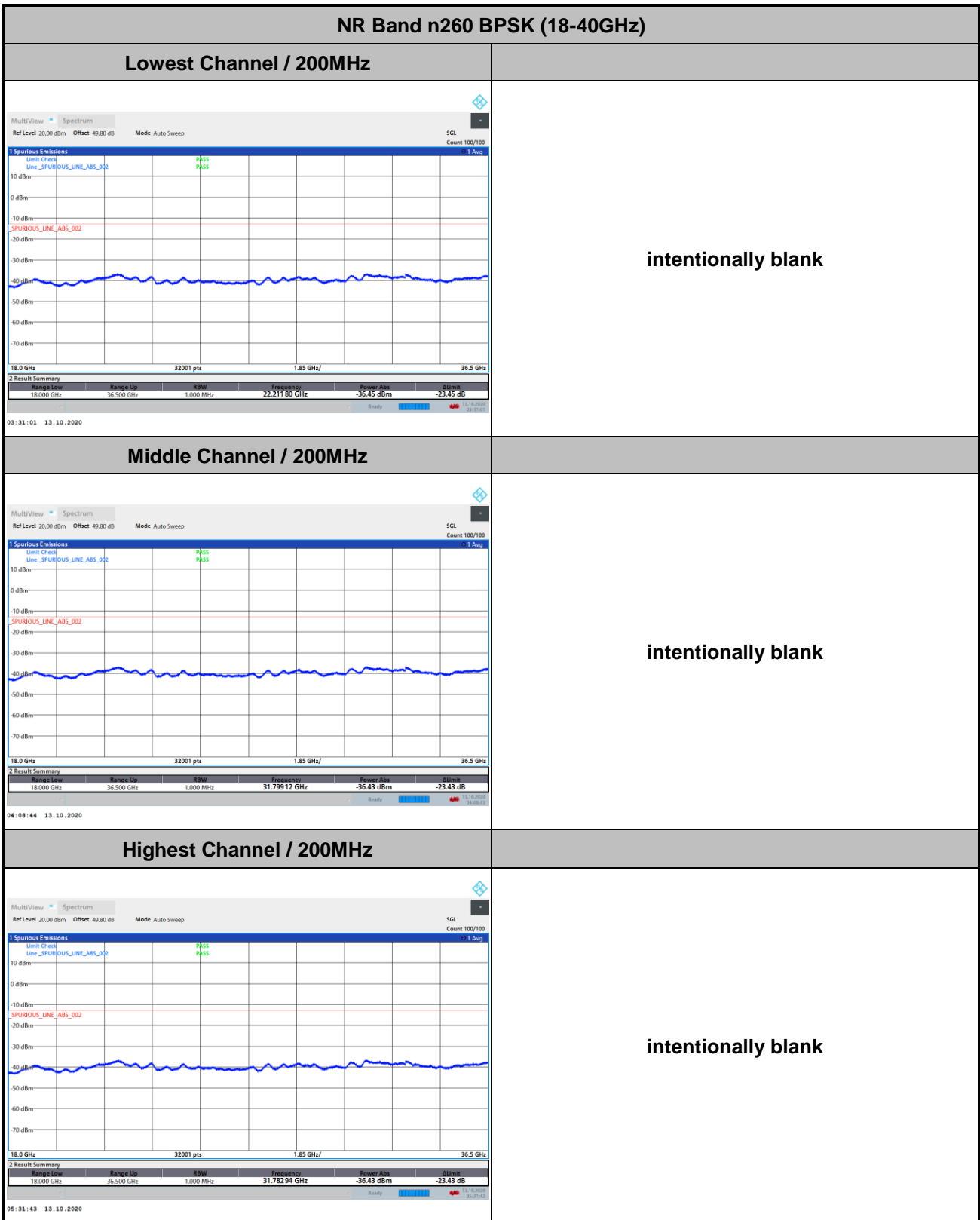
There is no significant spurious emission signal found for frequency started from 30MHz up to 18GHz. Only the noise floor is reported.





Spurious emission between 18GHz to 40GHz worst case plot is reported as following.

DFT-s-OFDM Module 1



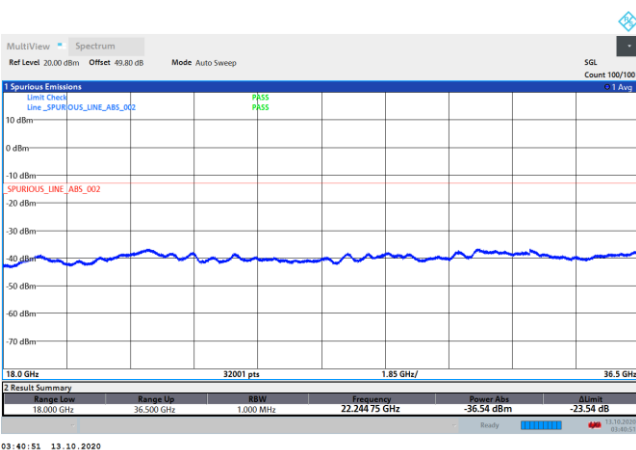
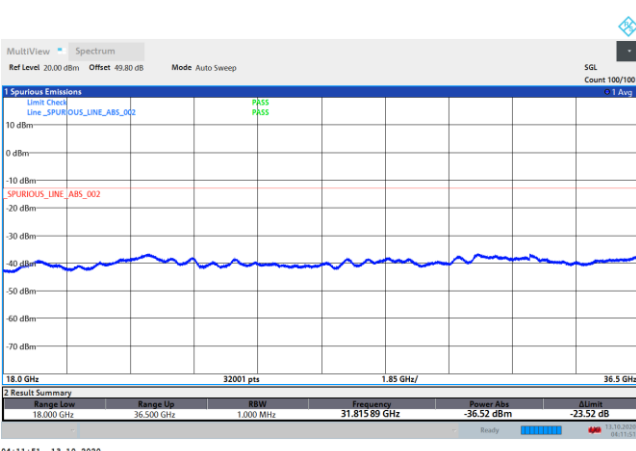
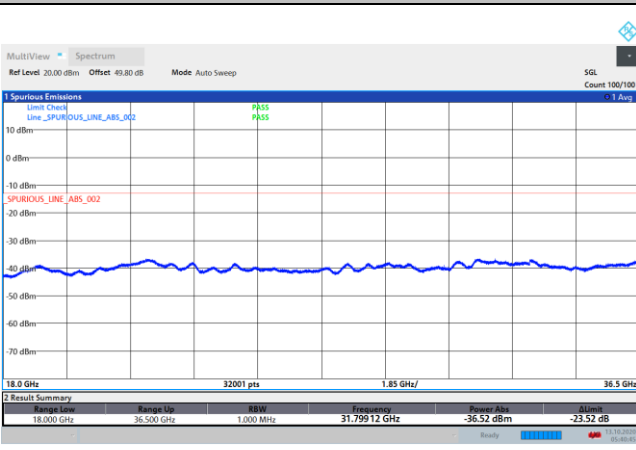


DFT-s-OFDM Module 1

NR Band n260 QPSK (18-40GHz)	
Lowest Channel / 200MHz	
<p>MultiView Spectrum Ref Level 20.00 dBm Offset 49.80 dB Mode Auto Sweep SGL Count 100/100 Spurious Emissions Limit Check Line_SPURIOUS_LINE_ABS_002 PASS 10 dBm 0 dBm -10 dBm -20 dBm -30 dBm -40 dBm -50 dBm -60 dBm -70 dBm 18.0 GHz 32001 pts 1.85 GHz/ 36.5 GHz Results Summary Range Low Range Up RBW Frequency Power Abs Limit 18.000 GHz 36.500 GHz 1.000 MHz 31.84133 GHz -36.49 dBm -23.49 dB 03:38:32 13.10.2020</p>	intentionally blank
Middle Channel / 200MHz	
<p>MultiView Spectrum Ref Level 20.00 dBm Offset 49.80 dB Mode Auto Sweep SGL Count 100/100 Spurious Emissions Limit Check Line_SPURIOUS_LINE_ABS_002 PASS 10 dBm 0 dBm -10 dBm -20 dBm -30 dBm -40 dBm -50 dBm -60 dBm -70 dBm 18.0 GHz 32001 pts 1.85 GHz/ 36.5 GHz Results Summary Range Low Range Up RBW Frequency Power Abs Limit 18.000 GHz 36.500 GHz 1.000 MHz 31.78409 GHz -36.52 dBm -23.52 dB 04:10:38 13.10.2020</p>	intentionally blank
Highest Channel / 200MHz	
<p>MultiView Spectrum Ref Level 20.00 dBm Offset 49.80 dB Mode Auto Sweep SGL Count 100/100 Spurious Emissions Limit Check Line_SPURIOUS_LINE_ABS_002 PASS 10 dBm 0 dBm -10 dBm -20 dBm -30 dBm -40 dBm -50 dBm -60 dBm -70 dBm 18.0 GHz 32001 pts 1.85 GHz/ 36.5 GHz Results Summary Range Low Range Up RBW Frequency Power Abs Limit 18.000 GHz 36.500 GHz 1.000 MHz 31.78583 GHz -36.56 dBm -23.56 dB 05:33:27 13.10.2020</p>	intentionally blank

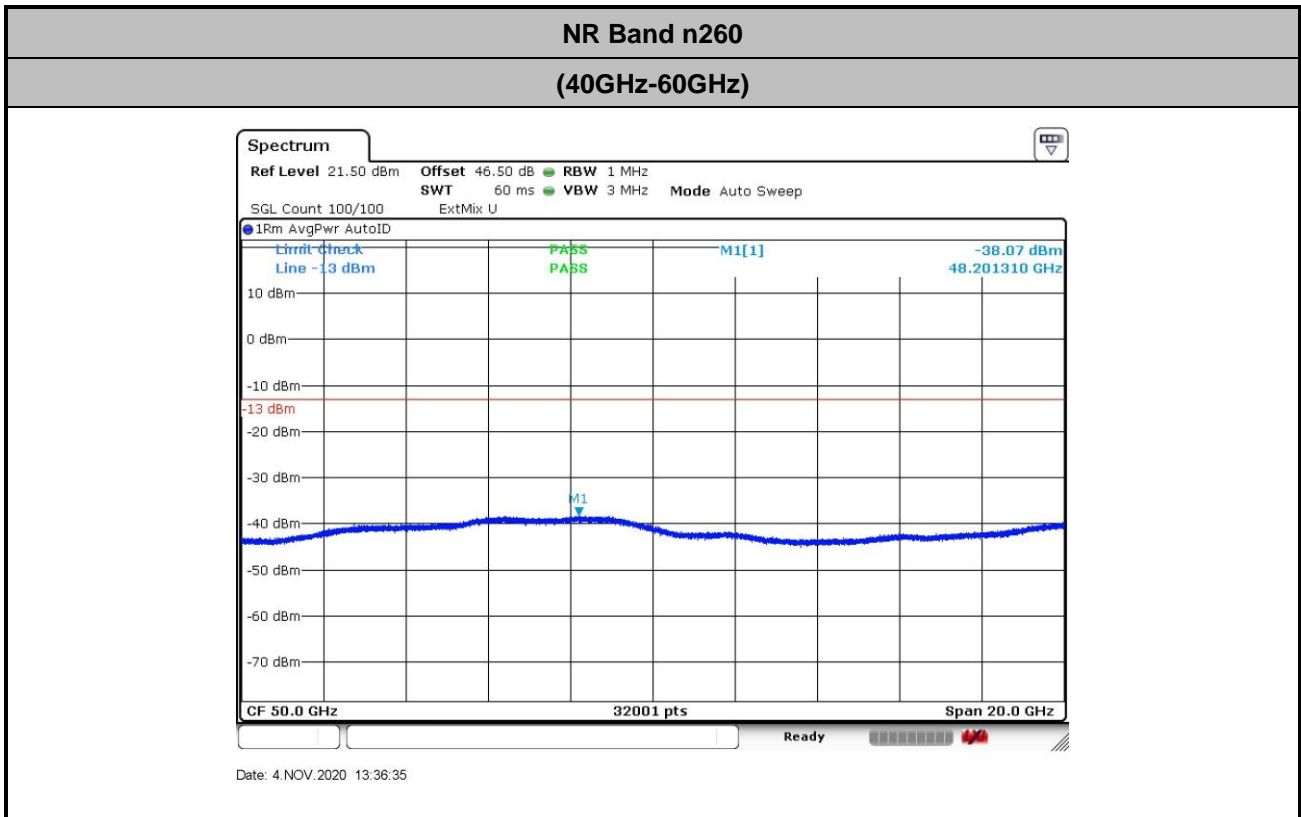


CP-OFDM Module 1

NR Band n260 QPSK (18-40GHz)	
Lowest Channel / 200MHz	
 <p>intentionally blank</p>	
Middle Channel / 200MHz	
 <p>intentionally blank</p>	
Highest Channel / 200MHz	
 <p>intentionally blank</p>	



There is no significant spurious emission signal found for frequency started from 40GHz up to 200GHz. Only the noise floor is reported.

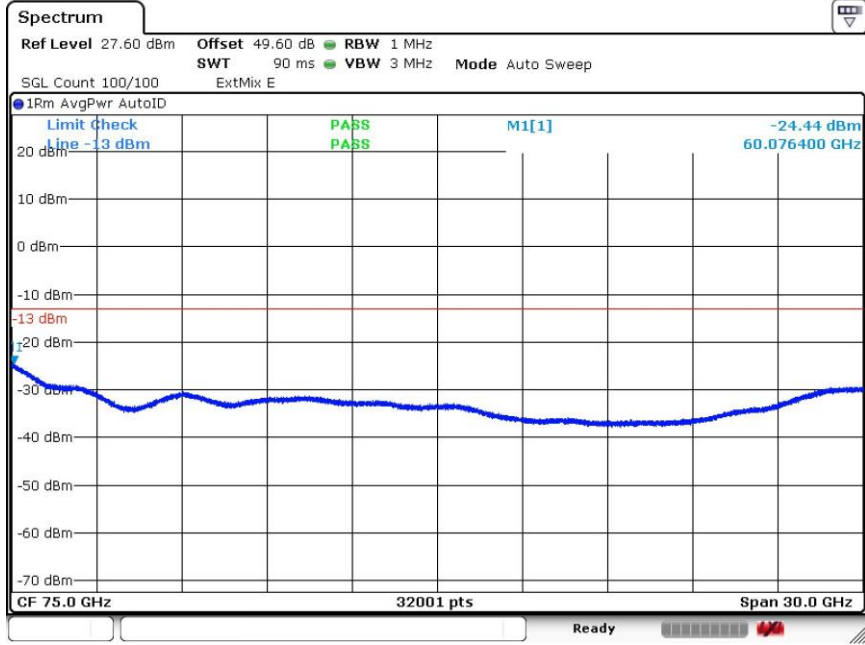


$$\begin{aligned}
 \text{Offset} &= \text{Antenna Factor (dB/m)} + \text{Cable Loss (dB)} + 107 + 20\log(D) - 104.8 \\
 &= 42.3 + 2 + 107 + 20\log(1) - 104.8 \\
 &= 46.5 \text{ (dB)}
 \end{aligned}$$



NR Band n260

(60GHz-90GHz)



Date: 4.NOV.2020 13:36:56

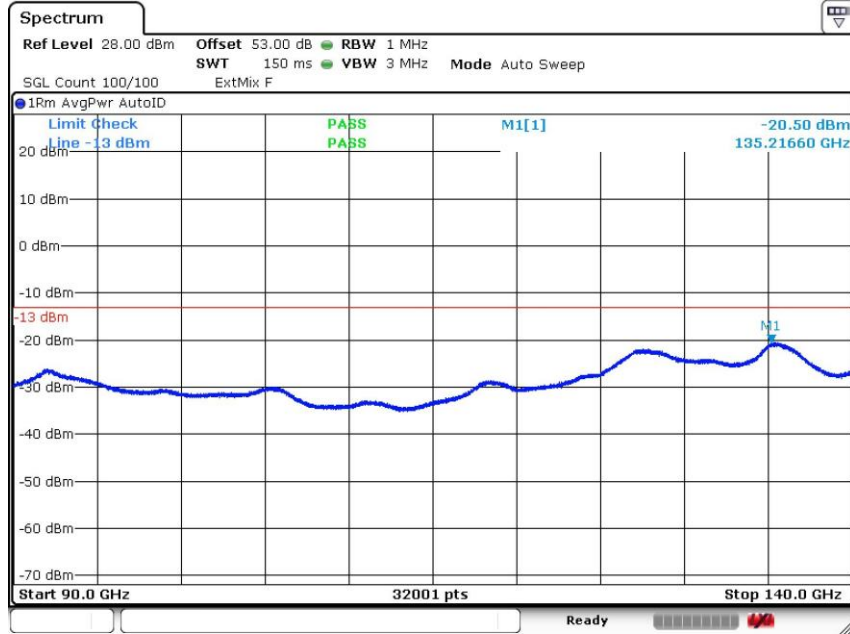
$$\text{Offset} = \text{Antenna Factor (dB/m)} + \text{Cable Loss (dB)} + 107 + 20\log(D) - 104.8$$

$$= 45.4 + 2 + 107 + 20\log(1) - 104.8 = 49.6 \text{ (dB)}$$



NR Band n260

(90GHz-140GHz)



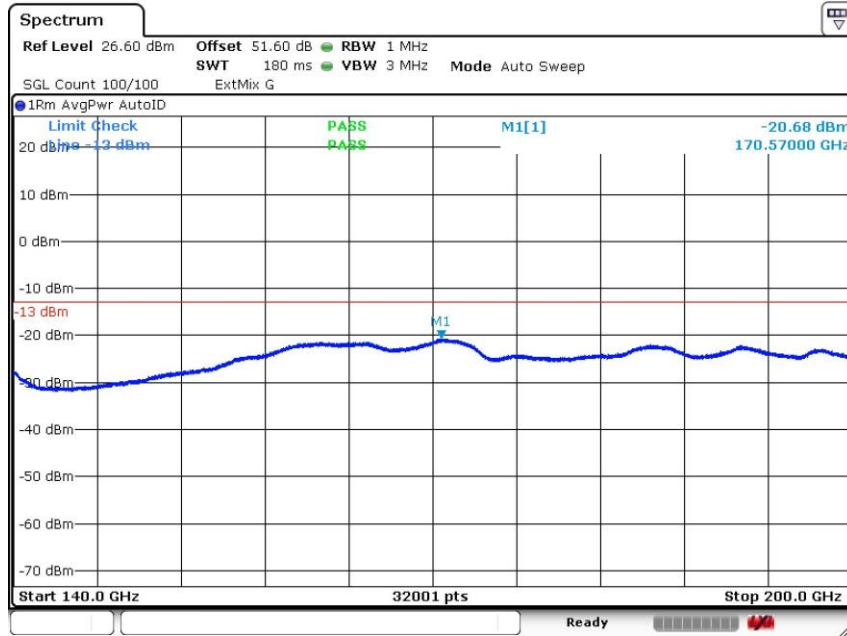
Date: 4 NOV. 2020 13:37:34

$$\begin{aligned}
 \text{Offset} &= \text{Antenna Factor (dB/m)} + \text{Cable Loss (dB)} + 107 + 20\log(D) - 104.8 \\
 &= 48.8 + 2 + 107 + 20\log(1) - 104.8 = 53 \text{ (dB)}
 \end{aligned}$$



NR Band n260

(140GHz-200GHz)



Date: 4 NOV. 2020 14:26:40

$$\begin{aligned}
 \text{Offset} &= \text{Antenna Factor (dB/m)} + \text{Cable Loss (dB)} + 107 + 20\log(D) - 104.8 \\
 &= 53.4 + 2 + 107 + 20\log(0.5) - 104.8 = 51.6 \text{ (dB)}
 \end{aligned}$$





## NR Band n260 Module 1 AG1

### Occupied Bandwidth

Mode	DFT-s-OFDM Module 1 NR Band n260 : 99%OBW(MHz)			
BW	200MHz			
Mod.	BPSK	QPSK	16QAM	64QAM
Lowest CH	188.11	188.16	188.77	188.05
Middle CH	188.49	188.79	189.06	188.86
Highest CH	188.84	189.13	189.55	189.52

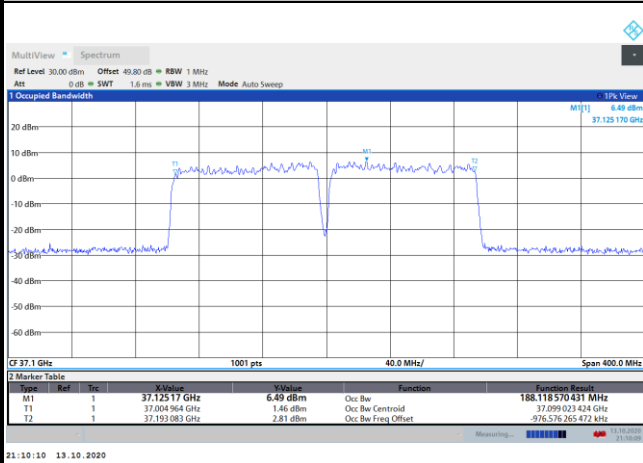
Mode	CP-OFDM Module 1 NR Band n260 : 99%OBW(MHz)		
BW	200MHz		
Mod.	QPSK	16QAM	64QAM
Lowest CH	190.59	190.21	190.82
Middle CH	190.96	190.85	192.30
Highest CH	191.58	191.83	193.92



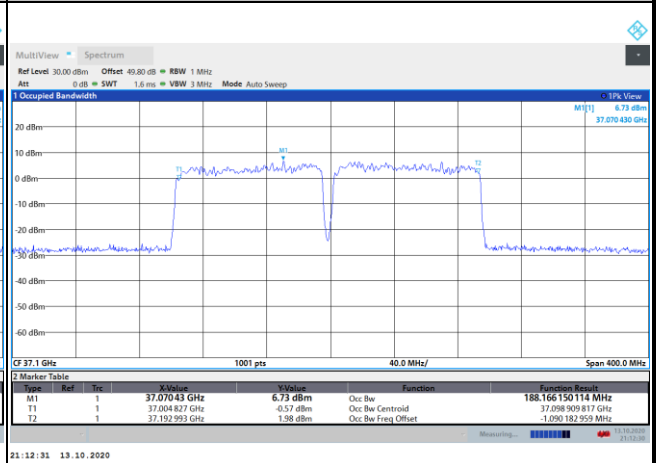
DFT-s-OFDM Module 1

NR Band n260

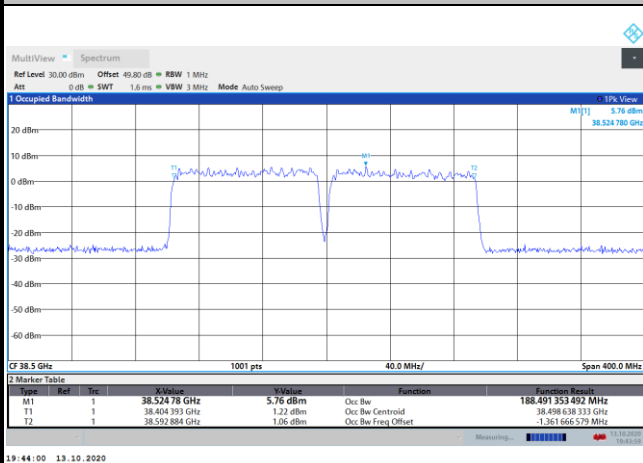
Lowest Channel / 200MHz / BPSK



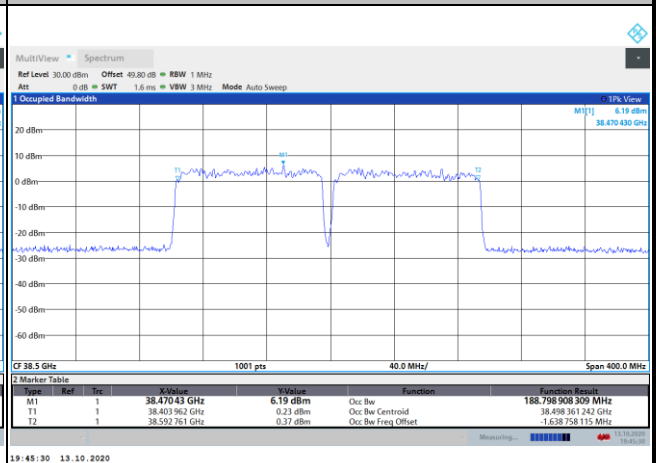
Lowest Channel / 200MHz / QPSK



Middle Channel / 200MHz / BPSK



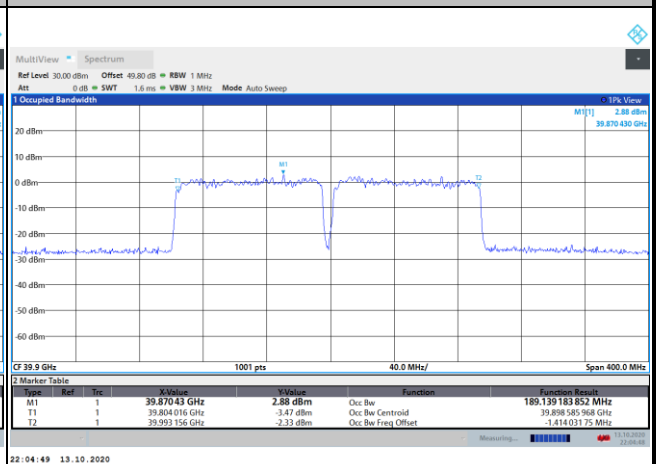
Middle Channel / 200MHz / QPSK



Highest Channel / 200MHz / BPSK



Highest Channel / 200MHz / QPSK

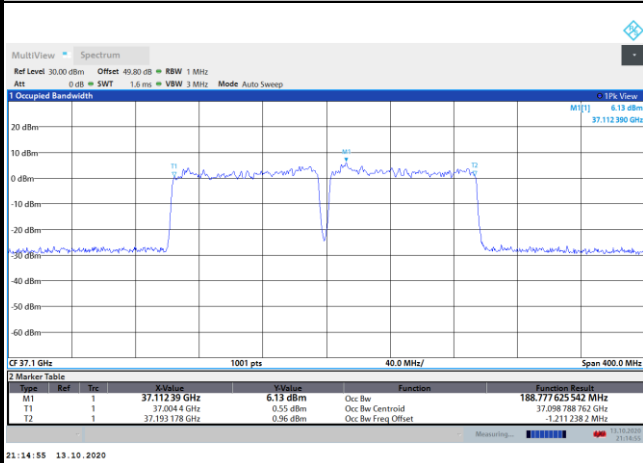




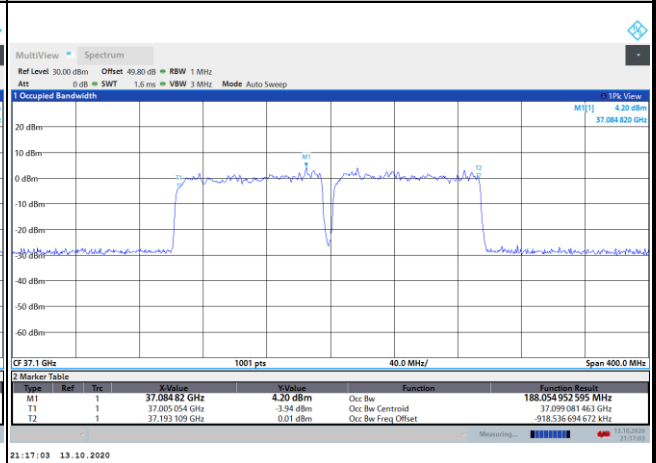
DFT-s-OFDM Module 1

NR Band n260

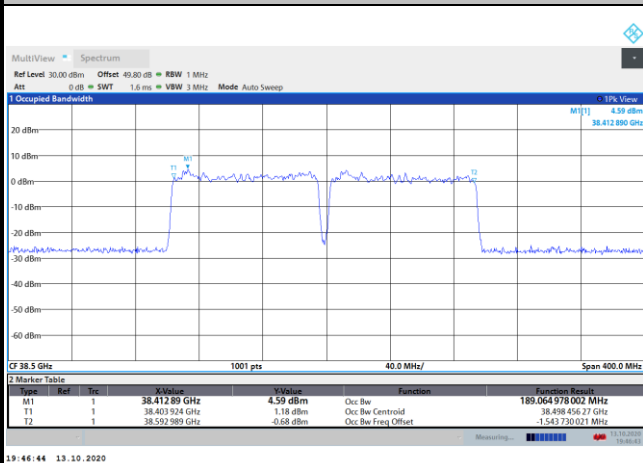
Lowest Channel / 200MHz / 16QAM



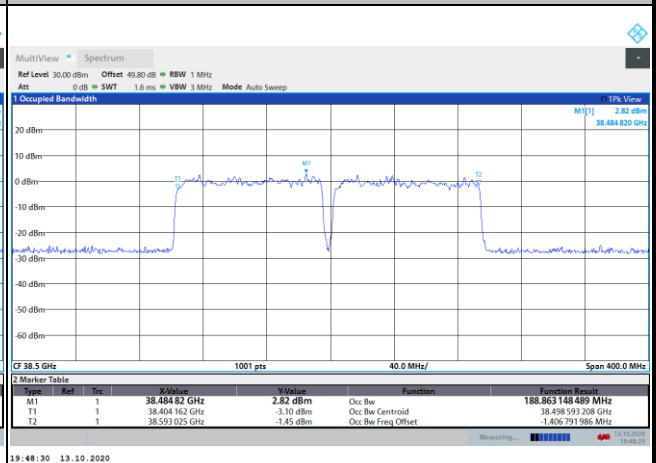
Lowest Channel / 200MHz / 64QAM



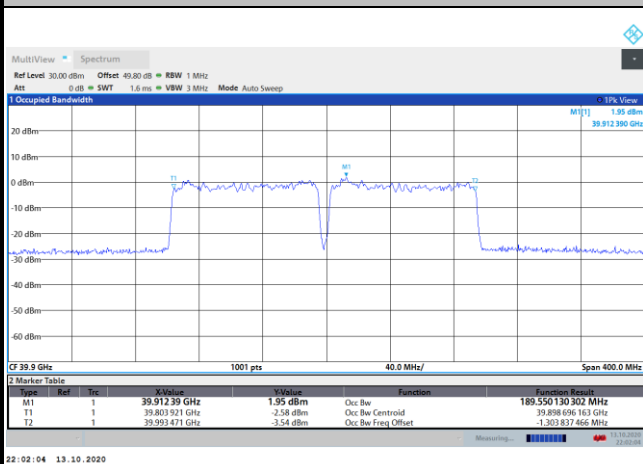
Middle Channel / 200MHz / 16QAM



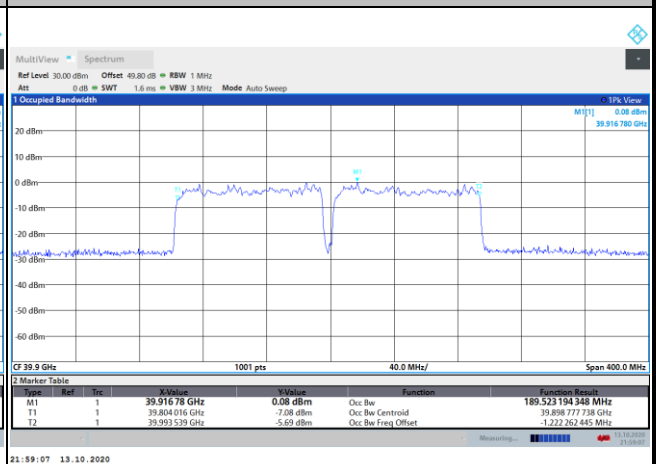
Middle Channel / 200MHz / 64QAM



Highest Channel / 200MHz / 16QAM



Highest Channel / 200MHz / 64QAM

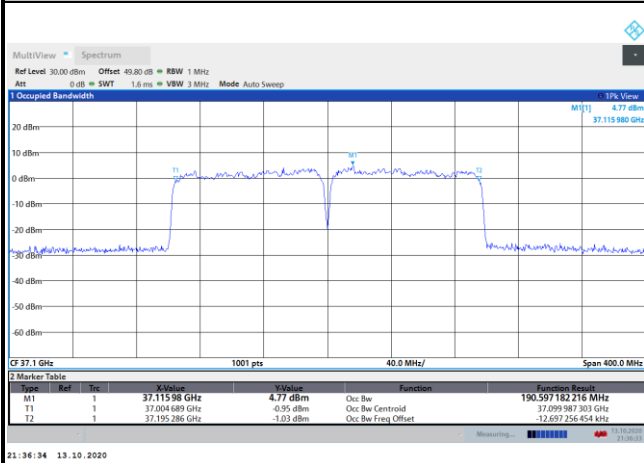




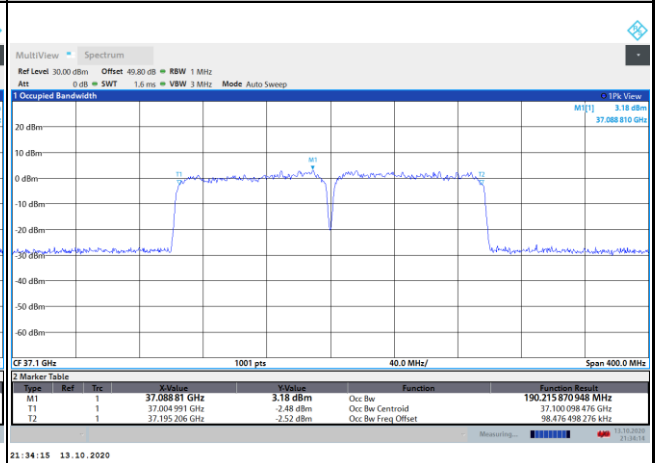
CP-OFDM Module 1

NR Band n260

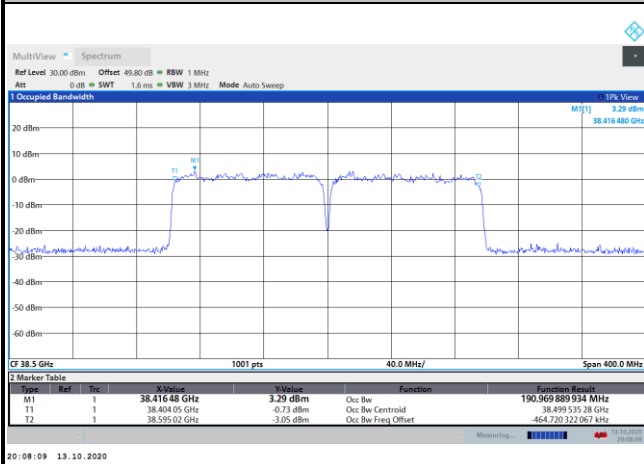
Lowest Channel / 200MHz / QPSK



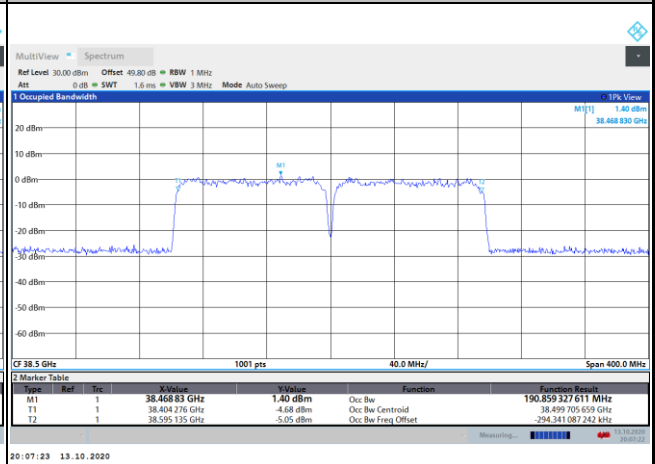
Lowest Channel / 200MHz / 16QAM



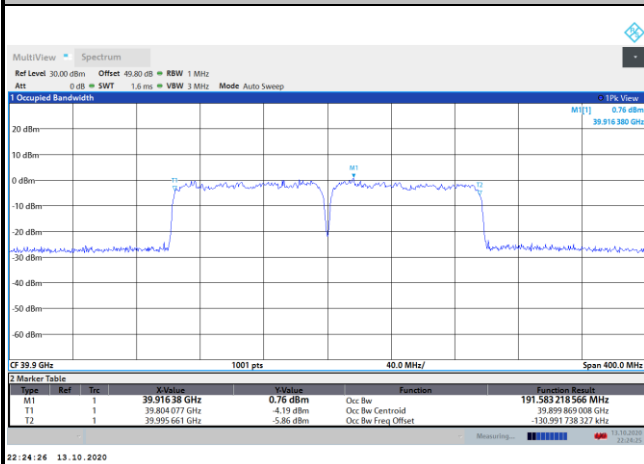
Middle Channel / 200MHz / QPSK



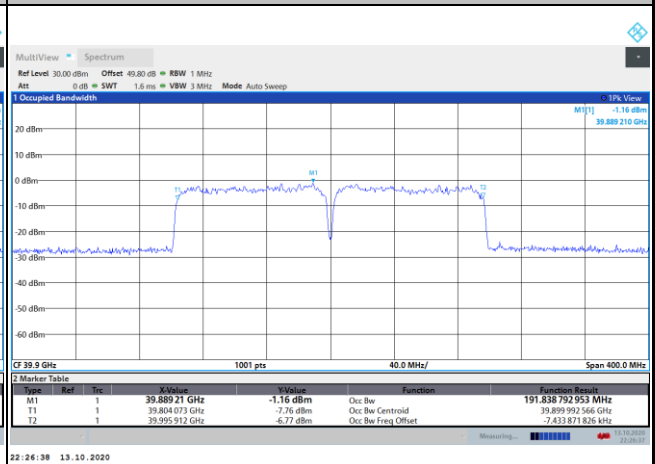
Middle Channel / 200MHz / 16QAM



Highest Channel / 200MHz / QPSK



Highest Channel / 200MHz / 16QAM

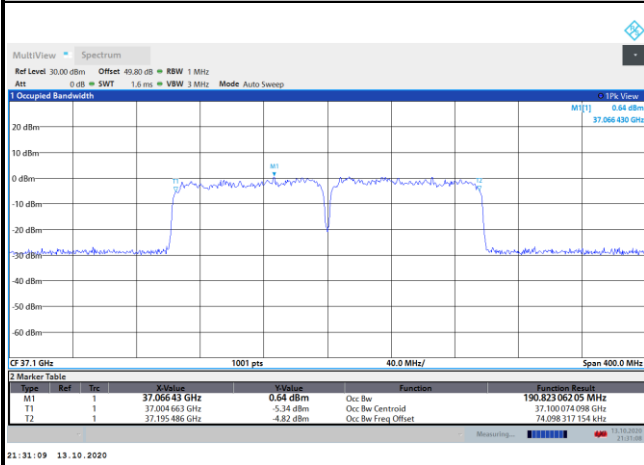




CP-OFDM Module 1

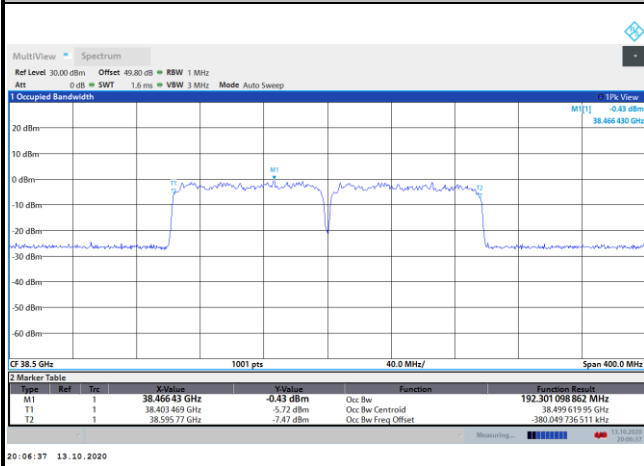
NR Band n260

Lowest Channel / 200MHz / 64QAM



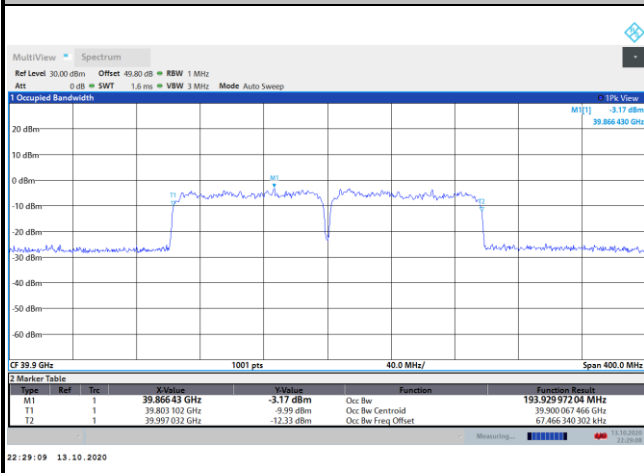
intentionally blank

Middle Channel / 200MHz / 64QAM



intentionally blank

Highest Channel / 200MHz / 64QAM



intentionally blank



**Radiated Out of Band Emissions**

Mode			DFT-s-OFDM Module 1 NR Band n260 : BE (dBm) 1 RB			
BW			200MHz			
Limit (dBm)			BPSK	QPSK	16QAM	64QAM
Low CH	0~10%OB	≤ -5	-28.89	-29.09	-30.64	-28.19
	>10%OB	≤ -13	-35.38	-34.67	-34.15	-34.39
HighCH	0~10%OB	≤ -5	-27.96	-28.08	-28.16	-28.54
	>10%OB	≤ -13	-33.93	-34.38	-33.28	-34.50
Result			Compliance			

Mode			CP-OFDM Module 1 NR Band n260 : BE (dBm) 1 RB		
BW			200MHz		
Limit (dBm)			QPSK	16QAM	64QAM
Low CH	0~10%OB	≤ -5	-29.34	-29.64	-30.91
	>10%OB	≤ -13	-33.95	-33.43	-35.01
High CH	0~10%OB	≤ -5	-26.92	-28.13	-29.45
	>10%OB	≤ -13	-31.52	-32.45	-34.81
Result			Compliance		

Mode			DFT-s-OFDM Module 1 NR Band n260 : BE (dBm) Full RB			
BW			200MHz			
Limit (dBm)			BPSK	QPSK	16QAM	64QAM
Low CH	0~10%OB	≤ -5	-35.85	-35.34	-36.27	-36.81
	>10%OB	≤ -13	-36.48	-36.42	-36.89	-37.09
HighCH	0~10%OB	≤ -5	-35.13	-35.06	-35.16	-35.22
	>10%OB	≤ -13	-35.45	-35.17	-35.34	-35.37
Result			Compliance			

Mode			CP-OFDM Module 1 NR Band n260 : BE (dBm) Full RB		
BW			200MHz		
Limit (dBm)			QPSK	16QAM	64QAM
Low CH	0~10%OB	≤ -5	-36.16	-36.94	-37.57
	>10%OB	≤ -13	-36.81	-36.91	-36.75
High CH	0~10%OB	≤ -5	-35.27	-35.16	-35.28
	>10%OB	≤ -13	-35.20	-35.43	-35.38
Result			Compliance		