

Appendix C. Setup Photographs


<Radiated Emission>

X Plane for LTE Band 5 / 5A +66A / 5B / 66C

LF




HF





SHF




Y Plane for LTE Band 2 / 7/ 13 / 2A + 4A / 66B

LF




HF





SHF




Z Plane for LTE Band 4 / 12 / 13A+66A / 4A+5A

LF




HF





SHF



—————THE END—————