

Appendix C. Setup Photographs

<Radiated Emission>


<Ant. 0>

X Plane

LF



HF




SHF


Y Plane

LF



HF




SHF


Z Plane

LF



HF



SHF


<Ant. 0+8>


Y Plane

LF



HF



SHF


<Ant. 8+0>


X Plane

LF



HF




SHF

Z Plane


LF



HF



SHF



—————THE END—————