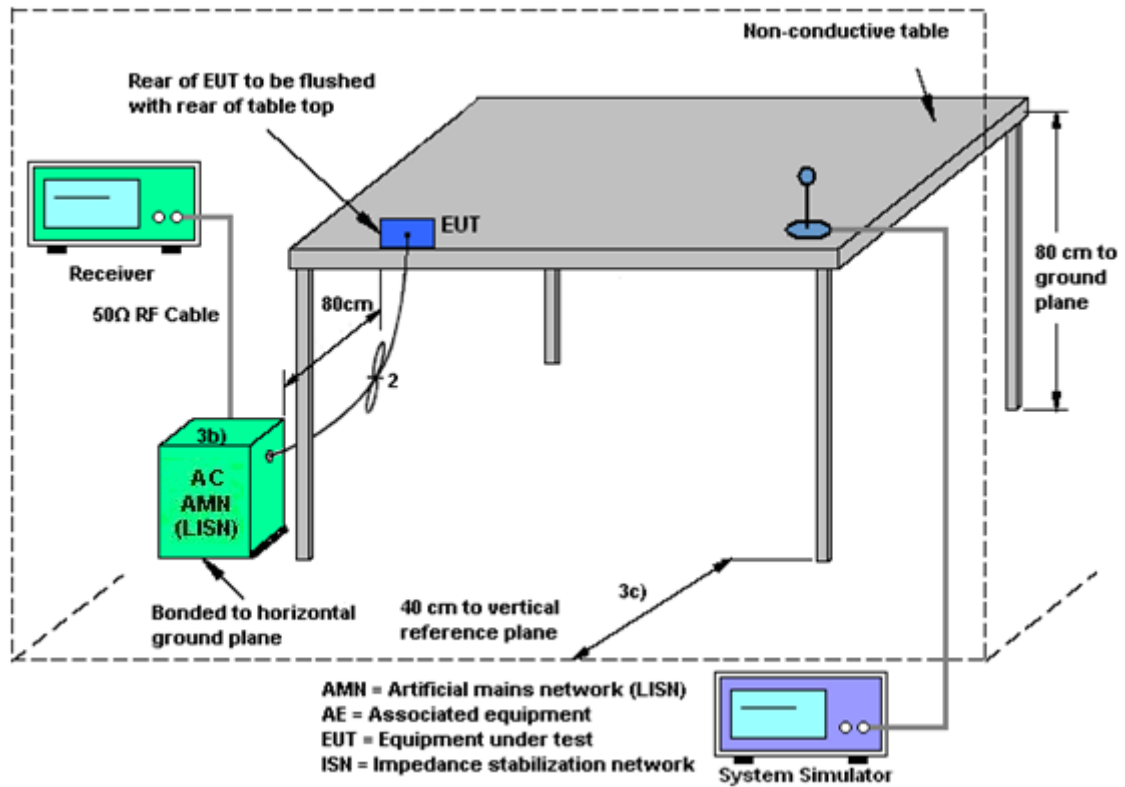


### 3.6.4 Test Setup



### 3.6.5 Test Result of AC Conducted Emission

Please refer to Appendix B.



### 3.7 Antenna Requirements

#### 3.7.1 Standard Applicable

If directional gain of transmitting Antennas is greater than 6dBi, the power shall be reduced by the same level in dB comparing to gain minus 6dBi. The use of a permanently attached Antenna or of an Antenna that uses a unique coupling to the intentional radiator shall be considered sufficient to comply with the rule.

#### 3.7.2 Antenna Anti-Replacement Construction

An embedded-in antenna design is used.

#### 3.7.3 Antenna Gain

<CDD Modes >

FCC KDB 662911 D01 Multiple Transmitter Output v02r01

For CDD transmissions, directional gain is calculated as

Directional gain =  $G_{ANT}$  + Array Gain, where Array Gain is as follows.

For power spectral density (PSD) measurements on all devices,

Array Gain =  $10 \log(N_{ANT}/N_{SS}=1)$  dB.

For power measurements on IEEE 802.11 devices,

Array Gain = 0 dB (i.e., no array gain) for  $N_{ANT} \leq 4$ .

Directional gain may be calculated by using the formulas applicable to equal gain antennas with  $G_{ANT}$  set equal to the gain of the antenna having the highest gain;

The EUT supports CDD mode.

For power, the directional gain  $G_{ANT}$  is set equal to the antenna having the highest gain, i.e., F)2)f)i).

For PSD, the directional gain calculation is following F)2)f)ii) of KDB 662911 D01 v02r01.

The power and PSD limit should be modified if the directional gain of EUT is over 6 dBi,

The directional gain "DG" is calculated as following table.

<CDD Modes>						
			DG for Power (dBi)	DG for PSD (dBi)	Power Limit Reduction (dB)	PSD Limit Reduction (dB)
	Ant. 0 (dBi)	Ant. 1 (dBi)				
2.4 GHz	1.50	2.90	2.90	5.24	0.00	0.00

$Power\ Limit\ Reduction = DG(Power) - 6dBi, (min = 0)$

$PSD\ Limit\ Reduction = DG(PSD) - 6dBi, (min = 0)$



## 4 List of Measuring Equipment

Instrument	Brand Name	Model No.	Serial No.	Characteristics	Calibration Date	Test Date	Due Date	Remark
Loop Antenna	Rohde & Schwarz	HFH2-Z2	100488	9 kHz~30 MHz	Jan. 09, 2020	Aug. 14, 2020~ Sep. 06, 2020	Jan. 08, 2021	Radiation (03CH15-HY)
Bilog Antenna	TESEQ	CBL6111D&00 800N1D01N-0 6	41912&05	30MHz to 1GHz	Feb. 09, 2020	Aug. 14, 2020~ Sep. 06, 2020	Feb. 08, 2021	Radiation (03CH15-HY)
Amplifier	SONOMA	310N	363440	9kHz~1GHz	Dec. 27, 2019	Aug. 14, 2020~ Sep. 06, 2020	Dec. 26, 2020	Radiation (03CH15-HY)
Horn Antenna	SCHWARZBE CK	BBHA 9120 D	9120D-1620	1-18GHz	Oct. 28, 2019	Aug. 14, 2020~ Sep. 06, 2020	Oct. 27, 2020	Radiation (03CH15-HY)
SHF-EHF Horn Antenna	SCHWARZBE CK	BBHA 9170	BBHA917058 4	18GHz- 40GHz	Dec. 10, 2019	Aug. 14, 2020~ Sep. 06, 2020	Dec. 09, 2020	Radiation (03CH15-HY)
Preamplifier	Jet-Power	JPA0118-55-3 03	1710001800 055006	1GHz~18GHz	May 07, 2020	Aug. 14, 2020~ Sep. 06, 2020	May 06, 2021	Radiation (03CH15-HY)
Preamplifier	Keysight	83017A	MY53270195	1GHz~26.5GHz	Aug. 23, 2019	Aug. 14, 2020~ Aug. 21, 2020	Aug. 22, 2020	Radiation (03CH15-HY)
Preamplifier	Keysight	83017A	MY53270195	1GHz~26.5GHz	Aug. 21, 2020	Aug. 22, 2020~ Sep. 06, 2020	Aug. 20, 2021	Radiation (03CH15-HY)
Preamplifier	EMEC	EM18G40G	060715	18GHz ~ 40GHz	Dec. 13, 2019	Aug. 14, 2020~ Sep. 06, 2020	Dec. 12, 2020	Radiation (03CH15-HY)
EMI Test Receiver	Keysight	N9038A(MXE)	MY54130085	20MHz~8.4GHz	Nov. 01, 2019	Aug. 14, 2020~ Sep. 06, 2020	Oct. 31, 2020	Radiation (03CH15-HY)
Spectrum Analyzer	Agilent	E4446A	MY50180136	3Hz~44GHz	May 04, 2020	Aug. 14, 2020~ Sep. 06, 2020	May 03, 2021	Radiation (03CH15-HY)
Antenna Mast	ChainTek	MBS-520-1	N/A	1m~4m	N/A	Aug. 14, 2020~ Sep. 06, 2020	N/A	Radiation (03CH15-HY)
Turn Table	ChainTek	T-200-S-1	N/A	0~360 Degree	N/A	Aug. 14, 2020~ Sep. 06, 2020	N/A	Radiation (03CH15-HY)
Software	Audix	E3 6.2009-8-24 (k5)	RK-000451	N/A	N/A	Aug. 14, 2020~ Sep. 06, 2020	N/A	Radiation (03CH15-HY)
RF Cable	HUBER + SUHNER	SUCOFLEX 104	MY9837/4PE	9kHz~30MHz	Mar. 12, 2020	Aug. 14, 2020~ Sep. 06, 2020	Mar. 11, 2021	Radiation (03CH15-HY)
RF Cable	HUBER + SUHNER	SUCOFLEX 104	MY36980/4	30M-18G	Apr. 14, 2020	Aug. 14, 2020~ Sep. 06, 2020	Apr. 13, 2021	Radiation (03CH15-HY)
RF Cable	HUBER + SUHNER	SUCOFLEX 104	MY9838/4PE	30M-18G	Apr. 14, 2020	Aug. 14, 2020~ Sep. 06, 2020	Apr. 13, 2021	Radiation (03CH15-HY)
RF Cable	HUBER + SUHNER	SUCOFLEX 104	MY37710/4	30M-18G	Apr. 17, 2020	Aug. 14, 2020~ Sep. 06, 2020	Apr. 16, 2021	Radiation (03CH15-HY)
RF Cable	HUBER + SUHNER	SUCOFLEX 102	505134/2	30MHz-40GHz	Feb. 25, 2020	Aug. 14, 2020~ Sep. 06, 2020	Feb. 24, 2021	Radiation (03CH15-HY)
RF Cable	HUBER + SUHNER	SUCOFLEX 102	800740/2	30MHz-40GHz	Feb. 25, 2020	Aug. 14, 2020~ Sep. 06, 2020	Feb. 24, 2021	Radiation (03CH15-HY)
Filter	Wainwright	WLK4-1000-15 30-8000-40SS	SN4	1.53G Low Pass	Jul. 03, 2020	Aug. 14, 2020~ Sep. 06, 2020	Jul. 02, 2021	Radiation (03CH15-HY)
Filter	Wainwright	WHKX12-2700 -3000-18000-6 OST	SN4	3GHz High Pass Filter	Sep. 17, 2019	Aug. 14, 2020~ Sep. 06, 2020	Sep. 16, 2020	Radiation (03CH15-HY)



Instrument	Brand Name	Model No.	Serial No.	Characteristics	Calibration Date	Test Date	Due Date	Remark
Hygrometer	Testo	608-H1	34893241	N/A	Mar. 02, 2020	Jul. 25, 2020~ Aug. 26, 2020	Mar. 01, 2021	Conducted (TH05-HY)
Power Sensor	DARE	RPR3006W	16I00054SN O10	10MHz~6GHz	Dec. 23, 2019	Jul. 25, 2020~ Aug. 26, 2020	Dec. 22, 2020	Conducted (TH05-HY)
Signal Analyzer	Rohde & Schwarz	FSV40	101397	10Hz~40GHz	Nov. 15, 2019	Jul. 25, 2020~ Aug. 26, 2020	Nov. 14, 2020	Conducted (TH05-HY)
Spectrum Analyzer	Rohde & Schwarz	FSP40	100055	9kHz~40GHz	Dec. 30, 2019	Jul. 25, 2020~ Aug. 26, 2020	Dec. 29, 2020	Conducted (TH05-HY)
Programmable Power Supply	GW Instek	GPP-2323	GES906037	0V~64V ; 0A~6A	Dec. 13, 2019	Jul. 25, 2020~ Aug. 26, 2020	Dec. 12, 2020	Conducted (TH05-HY)
Switch Control Manframe	EM Electronics	EMSW18SE	SW200302	N/A	Mar. 17, 2020	Jul. 25, 2020~ Aug. 26, 2020	Mar. 16, 2021	Conducted (TH05-HY)
AC Power Source	ChainTek	APC-1000W	N/A	N/A	N/A	Jul. 23, 2020	N/A	Conduction (CO05-HY)
EMI Test Receiver	Rohde & Schwarz	ESR3	102388	9kHz~3.6GHz	Nov. 15, 2019	Jul. 23, 2020	Nov. 14, 2020	Conduction (CO05-HY)
Hygrometer	Testo	608-H1	34913912	N/A	Nov. 07, 2019	Jul. 23, 2020	Nov. 06, 2020	Conduction (CO05-HY)
LISN	Rohde & Schwarz	ENV216	100081	9kHz~30MHz	Nov. 15, 2019	Jul. 23, 2020	Nov. 14, 2020	Conduction (CO05-HY)
Software	Rohde & Schwarz	EMC32 V10.30	N/A	N/A	N/A	Jul. 23, 2020	N/A	Conduction (CO05-HY)
LF Cable	HUBER + SUHNER	RG-214/U	LF01	N/A	Jan. 02, 2020	Jul. 23, 2020	Jan. 01, 2021	Conduction (CO05-HY)
Pulse Limiter	Rohde & Schwarz	ESH3-Z2	100851	N/A	Jan. 02, 2020	Jul. 23, 2020	Jan. 01, 2021	Conduction (CO05-HY)



## 5 Uncertainty of Evaluation

### Uncertainty of Conducted Emission Measurement (150kHz ~ 30MHz)

Measuring Uncertainty for a Level of Confidence of 95% ( $U = 2Uc(y)$ )	2.3
---	-----

### Uncertainty of Radiated Emission Measurement (30 MHz ~ 1000 MHz)

Measuring Uncertainty for a Level of Confidence of 95% ( $U = 2Uc(y)$ )	5.0
---	-----

### Uncertainty of Radiated Emission Measurement (1000 MHz ~ 18000 MHz)

Measuring Uncertainty for a Level of Confidence of 95% ( $U = 2Uc(y)$ )	5.4
---	-----

### Uncertainty of Radiated Emission Measurement (18000 MHz ~ 40000 MHz)

Measuring Uncertainty for a Level of Confidence of 95% ( $U = 2Uc(y)$ )	5.0
---	-----

**Appendix A. Test Result of Conducted Test Items**

Test Engineer:	Sylvia Li / Kai Liao	Temperature:	23.5 ~ 24.3	°C
Test Date:	2020/7/25 ~ 2020/8/26	Relative Humidity:	49 ~ 55	%

**TEST RESULTS DATA**  
**6dB and 99% Occupied Bandwidth**

2.4GHz Band MIMO										
Mod.	Data Rate	NTX	CH.	Freq. (MHz)	99% Occupied BW (MHz)		6dB BW (MHz)		6dB BW Limit (MHz)	Pass/Fail
					Ant0	Ant1	Ant0	Ant1		
11b	1Mbps	2	1	2412	13.04	12.94	8.06	8.06	0.50	Pass
11b	1Mbps	2	6	2437	13.04	12.99	8.08	8.08	0.50	Pass
11b	1Mbps	2	11	2462	12.94	12.94	8.06	8.04	0.50	Pass
11g	6Mbps	2	1	2412	16.38	16.28	15.73	15.71	0.50	Pass
11g	6Mbps	2	6	2437	16.38	16.33	15.91	16.31	0.50	Pass
11g	6Mbps	2	11	2462	16.33	16.28	16.03	16.28	0.50	Pass

**TEST RESULTS DATA**  
**6dB and 99% Occupied Bandwidth**

2.4GHz Band MIMO											
Mod.	Data Rate	NTx	CH.	Freq. (MHz)	RU Config	99% Occupied BW (MHz)		6dB BW (MHz)		6dB BW Limit (MHz)	Pass/Fail
						Ant0	Ant1	Ant0	Ant1		
HE20	MCS0	2	1	2412	Full	18.83	18.78	17.41	17.31	0.50	Pass
HE20	MCS0	2	6	2437	Full	18.83	18.88	18.57	18.45	0.50	Pass
HE20	MCS0	2	11	2462	Full	18.83	18.83	18.24	18.39	0.50	Pass
HE40	MCS0	2	3	2422	Full	37.56	37.36	34.78	35.10	0.50	Pass
HE40	MCS0	2	6	2437	Full	37.86	37.96	37.50	37.66	0.50	Pass
HE40	MCS0	2	9	2452	Full	37.86	37.86	37.34	36.02	0.50	Pass



**TEST RESULTS DATA**  
**Average Output Power**

2.4GHz Band Single Antenna																
Mod.	Data Rate	NTX	CH.	Freq. (MHz)	Average Conducted Power (dBm)			Conducted Power Limit (dBm)		DG (dBi)		EIRP Power (dBm)		EIRP Power Limit (dBm)		Pass /Fail
					Ant0	Ant1	SUM	Ant0	Ant1	Ant0	Ant1	Ant0	Ant1	Ant0	Ant1	
11b	1Mbps	1	1	2412	13.8	13.7		30.00	30.00	1.50	2.90	15.30	16.60	36.00	36.00	Pass
11b	1Mbps	1	6	2437	13.5	13.2		30.00	30.00	1.50	2.90	15.00	16.10	36.00	36.00	Pass
11b	1Mbps	1	11	2462	13.5	13.1		30.00	30.00	1.50	2.90	15.00	16.00	36.00	36.00	Pass
11g	6Mbps	1	1	2412	13.5	13.4		30.00	30.00	1.50	2.90	15.00	16.30	36.00	36.00	Pass
11g	6Mbps	1	6	2437	13.4	13.3		30.00	30.00	1.50	2.90	14.90	16.20	36.00	36.00	Pass
11g	6Mbps	1	11	2462	13.2	13.1		30.00	30.00	1.50	2.90	14.70	16.00	36.00	36.00	Pass
HT20	MCS0	1	1	2412	13.6	13.6		30.00	30.00	1.50	2.90	15.10	16.50	36.00	36.00	Pass
HT20	MCS0	1	6	2437	13.5	13.4		30.00	30.00	1.50	2.90	15.00	16.30	36.00	36.00	Pass
HT20	MCS0	1	11	2462	13.7	13.5		30.00	30.00	1.50	2.90	15.20	16.40	36.00	36.00	Pass
HT40	MCS0	1	3	2422	11.4	11.2		30.00	30.00	1.50	2.90	12.90	14.10	36.00	36.00	Pass
HT40	MCS0	1	6	2437	11.5	11.3		30.00	30.00	1.50	2.90	13.00	14.20	36.00	36.00	Pass
HT40	MCS0	1	9	2452	11.7	11.4		30.00	30.00	1.50	2.90	13.20	14.30	36.00	36.00	Pass

2.4GHz Band MIMO																
Mod.	Data Rate	NTX	CH.	Freq. (MHz)	Average Conducted Power (dBm)			Conducted Power Limit (dBm)		DG (dBi)		EIRP Power (dBm)		EIRP Power Limit (dBm)		Pass /Fail
					Ant0	Ant1	SUM	Ant0	Ant1	Ant0	Ant1	Ant0	Ant1	Ant0	Ant1	
11b	1Mbps	2	1	2412	13.9	13.8	16.9	30.00		2.90		19.76		36.00		Pass
11b	1Mbps	2	6	2437	13.6	13.3	16.5	30.00		2.90		19.36		36.00		Pass
11b	1Mbps	2	11	2462	13.6	13.2	16.4	30.00		2.90		19.31		36.00		Pass
11g	6Mbps	2	1	2412	13.4	13.5	16.5	30.00		2.90		19.36		36.00		Pass
11g	6Mbps	2	6	2437	13.4	13.4	16.4	30.00		2.90		19.31		36.00		Pass
11g	6Mbps	2	11	2462	13.3	13.2	16.3	30.00		2.90		19.16		36.00		Pass
HT20	MCS0	2	1	2412	13.7	13.7	16.7	30.00		2.90		19.61		36.00		Pass
HT20	MCS0	2	6	2437	13.6	13.4	16.5	30.00		2.90		19.41		36.00		Pass
HT20	MCS0	2	11	2462	13.6	13.5	16.6	30.00		2.90		19.46		36.00		Pass
HT40	MCS0	2	3	2422	11.5	11.3	14.4	30.00		2.90		17.31		36.00		Pass
HT40	MCS0	2	6	2437	11.7	11.6	14.7	30.00		2.90		17.56		36.00		Pass
HT40	MCS0	2	9	2452	11.8	11.7	14.8	30.00		2.90		17.66		36.00		Pass

Note: Measured power (dBm) has offset with cable loss.

**TEST RESULTS DATA**  
**Average Output Power**

2.4GHz Band Single Antenna																	
Mod.	Data Rate	NTX	CH.	Freq. (MHz)	RU Config	Average Conducted Power (dBm)			Conducted Power Limit (dBm)		DG (dBi)		EIRP Power (dBm)		EIRP Power Limit (dBm)		Pass /Fail
						Ant0	Ant1	SUM	Ant0	Ant1	Ant0	Ant1	Ant0	Ant1	Ant0	Ant1	
HE20	MCS0	1	1	2412	Full	13.8	13.7		30.00	30.00	1.50	2.90	15.30	16.60	36.00	36.00	Pass
HE20	MCS0	1	1	2412	26/0	4.8	5.3		30.00	30.00	1.50	2.90	6.30	8.20	36.00	36.00	Pass
HE20	MCS0	1	1	2412	52/37	6.7	7.2		30.00	30.00	1.50	2.90	8.20	10.10	36.00	36.00	Pass
HE20	MCS0	1	1	2412	106/53	10.3	10.1		30.00	30.00	1.50	2.90	11.80	13.00	36.00	36.00	Pass
HE20	MCS0	1	6	2437	Full	13.7	13.5		30.00	30.00	1.50	2.90	15.20	16.40	36.00	36.00	Pass
HE20	MCS0	1	6	2437	26/4	5.8	5.3		30.00	30.00	1.50	2.90	7.30	8.20	36.00	36.00	Pass
HE20	MCS0	1	11	2462	Full	13.6	13.6		30.00	30.00	1.50	2.90	15.10	16.50	36.00	36.00	Pass
HE20	MCS0	1	11	2462	26/8	4.7	5.4		30.00	30.00	1.50	2.90	6.20	8.30	36.00	36.00	Pass
HE20	MCS0	1	11	2462	52/40	6.4	5.5		30.00	30.00	1.50	2.90	7.90	8.40	36.00	36.00	Pass
HE20	MCS0	1	11	2462	106/54	9.3	9.8		30.00	30.00	1.50	2.90	10.80	12.70	36.00	36.00	Pass
HE40	MCS0	1	3	2422	Full	11.8	11.6		30.00	30.00	1.50	2.90	13.30	14.50	36.00	36.00	Pass
HE40	MCS0	1	3	2422	242/61	8.7	9.1		30.00	30.00	1.50	2.90	10.20	12.00	36.00	36.00	Pass
HE40	MCS0	1	6	2437	Full	11.6	11.4		30.00	30.00	1.50	2.90	13.10	14.30	36.00	36.00	Pass
HE40	MCS0	1	9	2452	Full	11.8	11.5		30.00	30.00	1.50	2.90	13.30	14.40	36.00	36.00	Pass
HE40	MCS0	1	9	2452	242/62	8.60	8.80		30.00	30.00	1.50	2.90	10.10	11.70	36.00	36.00	Pass

2.4GHz Band MIMO																	
Mod.	Data Rate	NTX	CH.	Freq. (MHz)	RU Config	Average Conducted Power (dBm)			Conducted Power Limit (dBm)		DG (dBi)		EIRP Power (dBm)		EIRP Power Limit (dBm)		Pass /Fail
						Ant0	Ant1	SUM	Ant0	Ant1	Ant0	Ant1	Ant0	Ant1	Ant0	Ant1	
HE20	MCS0	2	1	2412	Full	13.9	13.8	16.9	30.00		2.90		19.76		36.00		Pass
HE20	MCS0	2	1	2412	26/0	4.9	5.4	8.2	30.00		2.90		11.07		36.00		Pass
HE20	MCS0	2	1	2412	52/37	6.8	7.3	10.1	30.00		2.90		12.97		36.00		Pass
HE20	MCS0	2	1	2412	106/53	10.4	10.2	13.3	30.00		2.90		16.21		36.00		Pass
HE20	MCS0	2	6	2437	Full	13.8	13.6	16.7	30.00		2.90		19.61		36.00		Pass
HE20	MCS0	2	6	2437	26/4	5.9	5.4	8.7	30.00		2.90		11.57		36.00		Pass
HE20	MCS0	2	11	2462	Full	13.9	13.7	16.8	30.00		2.90		19.71		36.00		Pass
HE20	MCS0	2	11	2462	26/8	5.0	5.5	8.3	30.00		2.90		11.17		36.00		Pass
HE20	MCS0	2	11	2462	52/40	6.7	5.6	9.2	30.00		2.90		12.10		36.00		Pass
HE20	MCS0	2	11	2462	106/54	9.6	9.9	12.8	30.00		2.90		15.66		36.00		Pass
HE40	MCS0	2	3	2422	Full	11.9	11.8	14.9	30.00		2.90		17.76		36.00		Pass
HE40	MCS0	2	3	2422	242/61	8.8	9.3	12.1	30.00		2.90		14.97		36.00		Pass
HE40	MCS0	2	6	2437	Full	11.7	11.7	14.7	30.00		2.90		17.61		36.00		Pass
HE40	MCS0	2	9	2452	Full	11.9	11.8	14.9	30.00		2.90		17.76		36.00		Pass
HE40	MCS0	2	9	2452	242/62	8.70	9.10	11.91	30.00		2.90		14.81		36.00		Pass

Note: Measured power (dBm) has offset with cable loss.

**TEST RESULTS DATA**  
**Peak Power Spectral Density**

2.4GHz Band MIMO												
Mod.	Data Rate	NTX	CH.	Freq. (MHz)	Peak PSD (dBm/3kHz)			DG (dBi)		Peak PSD Limit (dBm/3kHz)		Pass/Fail
					Ant0	Ant1	Worse + 3.01	Ant0	Ant1	Ant0	Ant1	
11b	1Mbps	2	1	2412	-11.44	-10.90	-7.89	5.24		8.00		Pass
11b	1Mbps	2	6	2437	-10.65	-11.17	-7.64	5.24		8.00		Pass
11b	1Mbps	2	11	2462	-11.43	-10.79	-7.78	5.24		8.00		Pass
11g	6Mbps	2	1	2412	-12.52	-13.18	-9.51	5.24		8.00		Pass
11g	6Mbps	2	6	2437	-11.55	-12.26	-8.54	5.24		8.00		Pass
11g	6Mbps	2	11	2462	-14.14	-13.77	-10.76	5.24		8.00		Pass

Measured power density (dBm) has offset with cable loss.

**TEST RESULTS DATA**  
**Peak Power Spectral Density**

2.4GHz Band MIMO													
Mod.	Data Rate	NTx	CH.	Freq. (MHz)	RU Config	Peak PSD (dBm/3kHz)			DG (dBi)		Peak PSD Limit (dBm/3kHz)		Pass/Fail
						Ant0	Ant1	Worse + 3.01	Ant0	Ant1	Ant0	Ant1	
HE20	MCS0	2	1	2412	Full	-13.01	-11.89	-8.88	5.24		8.00		Pass
HE20	MCS0	2	1	2412	26/0	-12.00	-12.38	-8.99	5.24		8.00		Pass
HE20	MCS0	2	1	2412	52/37	-13.30	-12.46	-9.45	5.24		8.00		Pass
HE20	MCS0	2	1	2412	106/53	-12.34	-12.37	-9.33	5.24		8.00		Pass
HE20	MCS0	2	6	2437	Full	-11.86	-12.62	-8.85	5.24		8.00		Pass
HE20	MCS0	2	6	2437	26/4	-12.80	-12.19	-9.18	5.24		8.00		Pass
HE20	MCS0	2	11	2462	Full	-12.78	-12.56	-9.55	5.24		8.00		Pass
HE20	MCS0	2	11	2462	26/8	-13.07	-12.77	-9.76	5.24		8.00		Pass
HE20	MCS0	2	11	2462	52/40	-13.21	-12.98	-9.97	5.24		8.00		Pass
HE20	MCS0	2	11	2462	106/54	-12.97	-12.80	-9.79	5.24		8.00		Pass
HE40	MCS0	2	3	2422	Full	-16.62	-15.94	-12.93	5.24		8.00		Pass
HE40	MCS0	2	3	2422	242/61	-15.71	-16.35	-12.70	5.24		8.00		Pass
HE40	MCS0	2	6	2437	Full	-16.10	-17.66	-13.09	5.24		8.00		Pass
HE40	MCS0	2	9	2452	Full	-17.67	-16.85	-13.84	5.24		8.00		Pass
HE40	MCS0	2	9	2452	242/62	-17.81	-17.35	-14.34	5.24		8.00		Pass

Measured power density (dBm) has offset with cable loss.



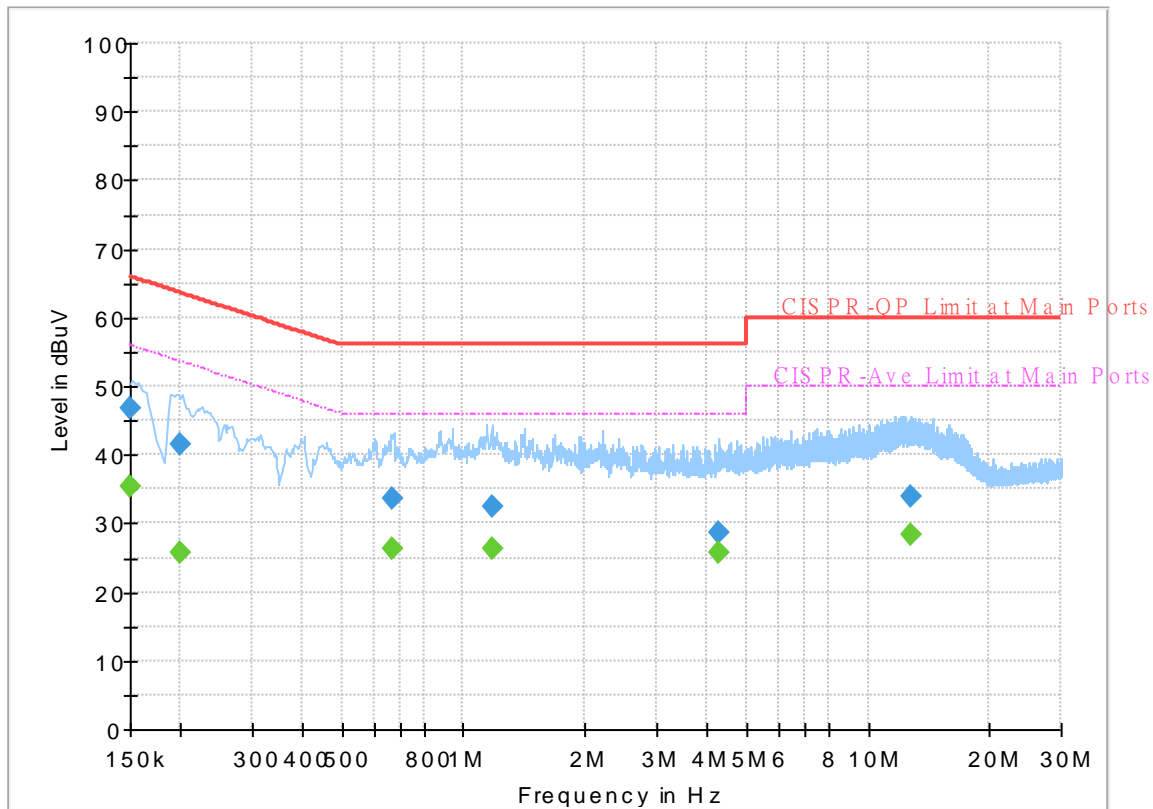
## Appendix B. AC Conducted Emission Test Results

Test Engineer :	Howard Huang	Temperature :	23~25°C
		Relative Humidity :	42~50%

# EUT Information

Report NO : 041657  
 Test Mode : Mode 1  
 Test Voltage : 120Vac/60Hz  
 Phase : Line

Full Spectrum



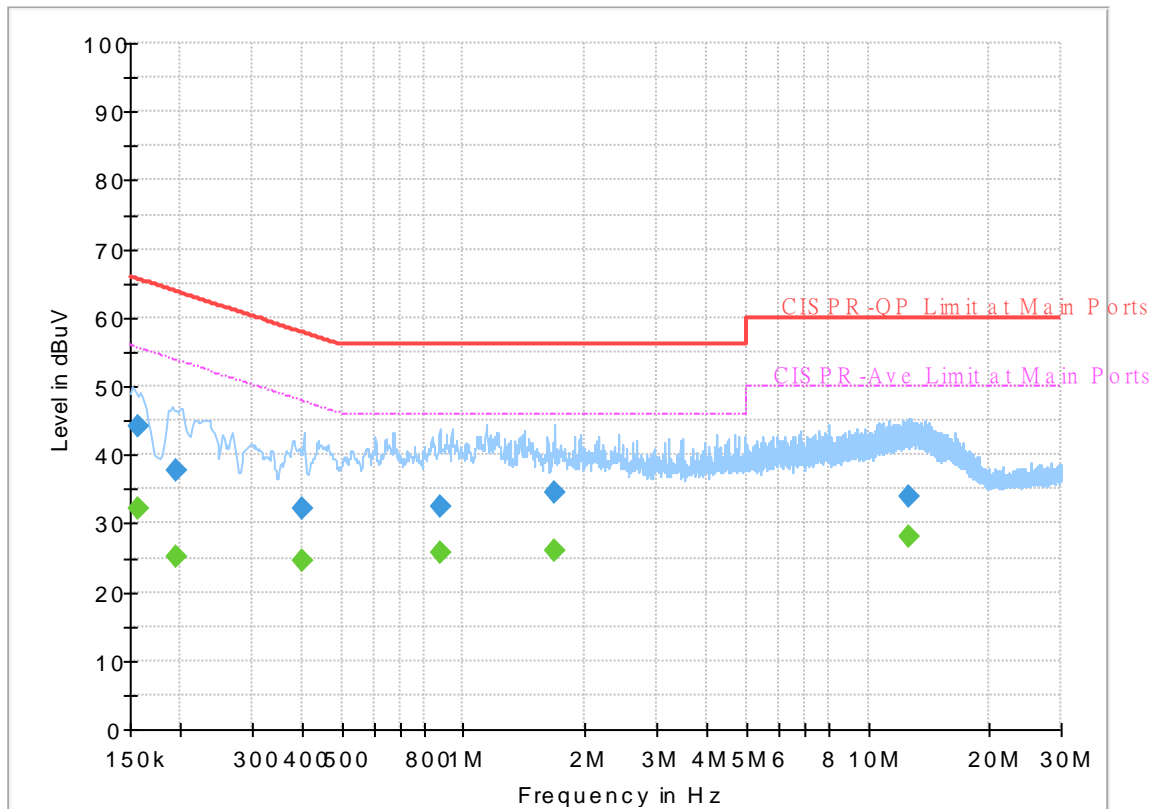
## Final Result

Frequency (MHz)	QuasiPeak (dBuV)	CAverage (dBuV)	Limit (dBuV)	Margin (dB)	Line	Filter	Corr. (dB)
0.150000	---	35.26	56.00	20.74	L1	OFF	19.6
0.150000	46.69	---	66.00	19.31	L1	OFF	19.6
0.200490	---	25.77	53.59	27.82	L1	OFF	19.6
0.200490	41.56	---	63.59	22.03	L1	OFF	19.6
0.668580	---	26.35	46.00	19.65	L1	OFF	19.6
0.668580	33.59	---	56.00	22.41	L1	OFF	19.6
1.176360	---	26.34	46.00	19.66	L1	OFF	19.6
1.176360	32.37	---	56.00	23.63	L1	OFF	19.6
4.292790	---	25.71	46.00	20.29	L1	OFF	19.8
4.292790	28.57	---	56.00	27.43	L1	OFF	19.8
12.709500	---	28.37	50.00	21.63	L1	OFF	20.2
12.709500	33.83	---	60.00	26.17	L1	OFF	20.2

## EUT Information

Report NO : 041657  
 Test Mode : Mode 1  
 Test Voltage : 120Vac/60Hz  
 Phase : Neutral

Full Spectrum



## Final\_Result

Frequency (MHz)	QuasiPeak (dBuV)	CAverage (dBuV)	Limit (dBuV)	Margin (dB)	Line	Filter	Corr. (dB)
0.156750	---	32.26	55.63	23.37	N	OFF	19.5
0.156750	44.24	---	65.63	21.39	N	OFF	19.5
0.195000	---	25.10	53.82	28.72	N	OFF	19.5
0.195000	37.81	---	63.82	26.01	N	OFF	19.5
0.399750	---	24.55	47.86	23.31	N	OFF	19.5
0.399750	32.16	---	57.86	25.70	N	OFF	19.5
0.876750	---	25.70	46.00	20.30	N	OFF	19.6
0.876750	32.45	---	56.00	23.55	N	OFF	19.6
1.679550	---	25.94	46.00	20.06	N	OFF	19.6
1.679550	34.55	---	56.00	21.45	N	OFF	19.6
12.635250	---	28.12	50.00	21.88	N	OFF	19.9
12.635250	33.78	---	60.00	26.22	N	OFF	19.9



### Appendix C. Radiated Spurious Emission

Test Engineer :	Leo Lee, Mancy Chou, and Bigshow Wang	Temperature :	22~24°C
		Relative Humidity :	47~59%

**2.4GHz 2400~2483.5MHz**  
**WIFI 802.11b (Band Edge @ 3m)**

WIFI Ant.	Note	Frequency ( MHz )	Level ( dBμV/m )	Over Limit ( dB )	Limit Line ( dBμV/m )	Read Level ( dBμV )	Antenna Factor ( dB/m )	Path Loss ( dB )	Preamp Factor ( dB )	Ant Pos ( cm )	Table Pos ( deg )	Peak Avg. ( P/A )	Pol. ( H/V )	
802.11b CH 01 2412MHz		2334.465	56.23	-17.77	74	41.9	28.03	17.24	30.94	144	25	P	H	
		2390	45.17	-8.83	54	30.98	27.76	17.35	30.92	144	25	A	H	
	*	2412	109.25	-	-	95.09	27.68	17.39	30.91	144	25	P	H	
	*	2412	106.3	-	-	92.14	27.68	17.39	30.91	144	25	A	H	
													H	
			2377.2	57.15	-16.85	74	42.91	27.84	17.32	30.92	376	199	P	V
			2343.285	45.01	-8.99	54	30.69	28.01	17.25	30.94	376	199	A	V
	*		2412	106.71	-	-	92.55	27.68	17.39	30.91	376	199	P	V
	*		2412	103.69	-	-	89.53	27.68	17.39	30.91	376	199	A	V
														V
802.11b CH 06 2437MHz		2343.28	56.62	-17.38	74	42.3	28.01	17.25	30.94	100	27	P	H	
		2389.84	45.23	-8.77	54	31.04	27.76	17.35	30.92	100	27	A	H	
	*	2437	107.37	-	-	93.21	27.63	17.43	30.9	100	27	P	H	
	*	2437	104.19	-	-	90.03	27.63	17.43	30.9	100	27	A	H	
			2497.57	56.5	-17.5	74	42.33	27.5	17.54	30.87	100	27	P	H
			2484.16	45.04	-8.96	54	30.87	27.53	17.52	30.88	100	27	A	H
			2380.24	56.84	-17.16	74	42.61	27.82	17.33	30.92	366	187	P	V
			2344.4	45.03	-8.97	54	30.7	28.01	17.26	30.94	366	187	A	V
	*		2437	106.42	-	-	92.26	27.63	17.43	30.9	366	187	P	V
	*		2437	103.29	-	-	89.13	27.63	17.43	30.9	366	187	A	V
			2487.49	56.09	-17.91	74	41.92	27.53	17.52	30.88	366	187	P	V
			2483.53	44.93	-9.07	54	30.76	27.53	17.52	30.88	366	187	A	V





<b>802.11b</b> <b>CH 11</b> <b>2462MHz</b>	*	2462	108.54	-	-	94.37	27.58	17.48	30.89	109	48	P	H
	*	2462	105.41	-	-	91.24	27.58	17.48	30.89	109	48	A	H
		2487.16	56.65	-17.35	74	42.48	27.53	17.52	30.88	109	48	P	H
		2483.52	45.07	-8.93	54	30.9	27.53	17.52	30.88	109	48	A	H
													H
													H
	*	2462	106.25	-	-	92.08	27.58	17.48	30.89	400	183	P	V
	*	2462	103.17	-	-	89	27.58	17.48	30.89	400	183	A	V
		2488.16	56.15	-17.85	74	41.97	27.52	17.53	30.87	400	183	P	V
		2483.72	44.95	-9.05	54	30.78	27.53	17.52	30.88	400	183	A	V
													V
													V
<b>Remark</b>	1. No other spurious found. 2. All results are PASS against Peak and Average limit line.												



**2.4GHz 2400~2483.5MHz  
WIFI 802.11b (Harmonic @ 3m)**

WIFI Ant. 0+1	Note	Frequency ( MHz )	Level ( dBμV/m )	Over Limit ( dB )	Limit Line ( dBμV/m )	Read Level ( dBμV )	Antenna Factor ( dB/m )	Path Loss ( dB )	Preamp Factor ( dB )	Ant Pos ( cm )	Table Pos ( deg )	Peak Avg. ( P/A )	Pol. ( H/V )	
802.11b CH 01 2412MHz		4824	40.04	-33.96	74	57.21	31.25	10.67	59.09	100	0	P	H	
													H	
													H	
													H	
			4824	40.23	-33.77	74	57.4	31.25	10.67	59.09	100	0	P	V
														V
														V
802.11b CH 06 2437MHz		4874	39.77	-34.23	74	56.92	31.25	10.72	59.12	100	0	P	H	
		7311	45.23	-28.77	74	54.71	36.52	12.56	58.56	100	0	P	H	
													H	
													H	
			4874	39.66	-34.34	74	56.81	31.25	10.72	59.12	100	0	P	V
			7311	44.43	-29.57	74	53.91	36.52	12.56	58.56	100	0	P	V
														V
802.11b CH 11 2462MHz		4924	40.1	-33.9	74	57.14	31.34	10.77	59.15	100	0	P	H	
		7386	44.78	-29.22	74	54.11	36.46	12.67	58.46	100	0	P	H	
													H	
													H	
			4924	39.95	-34.05	74	56.99	31.34	10.77	59.15	100	0	P	V
			7386	44.63	-29.37	74	53.96	36.46	12.67	58.46	100	0	P	V
														V
Remark	1. No other spurious found.													
	2. All results are PASS against Peak and Average limit line.													



**2.4GHz 2400~2483.5MHz  
WIFI 802.11g (Band Edge @ 3m)**

WIFI Ant. 0+1	Note	Frequency ( MHz )	Level ( dBµV/m )	Over Limit ( dB )	Limit Line ( dBµV/m )	Read Level ( dBµV )	Antenna Factor ( dB/m )	Path Loss ( dB )	Preamp Factor ( dB )	Ant Pos ( cm )	Table Pos ( deg )	Peak Avg. ( P/A )	Pol. ( H/V )	
802.11g CH 01 2412MHz		2310.315	58.03	-15.97	74	43.71	28.08	17.19	30.95	100	37	P	H	
		2390	46.62	-7.38	54	32.43	27.76	17.35	30.92	100	37	A	H	
	*	2412	110.7	-	-	96.54	27.68	17.39	30.91	100	37	P	H	
	*	2412	102.98	-	-	88.82	27.68	17.39	30.91	100	37	A	H	
													H	
													H	
			2381.295	56.34	-17.66	74	42.12	27.81	17.33	30.92	375	192	P	V
			2389.17	45.64	-8.36	54	31.45	27.76	17.35	30.92	375	192	A	V
	*		2412	107.26	-	-	93.1	27.68	17.39	30.91	375	192	P	V
	*		2412	99.32	-	-	85.16	27.68	17.39	30.91	375	192	A	V
													V	
													V	
802.11g CH 06 2437MHz		2388.56	57.3	-16.7	74	43.11	27.77	17.34	30.92	100	36	P	H	
		2389.84	45.27	-8.73	54	31.08	27.76	17.35	30.92	100	36	A	H	
	*	2437	109.84	-	-	95.68	27.63	17.43	30.9	100	36	P	H	
	*	2437	102.04	-	-	87.88	27.63	17.43	30.9	100	36	A	H	
			2486.77	55.88	-18.12	74	41.71	27.53	17.52	30.88	100	36	P	H
			2484.34	45.19	-8.81	54	31.02	27.53	17.52	30.88	100	36	A	H
			2322.96	56.54	-17.46	74	42.22	28.05	17.21	30.94	370	185	P	V
			2315.44	45.19	-8.81	54	30.87	28.07	17.2	30.95	370	185	A	V
	*		2437	106.68	-	-	92.52	27.63	17.43	30.9	370	185	P	V
	*		2437	98.74	-	-	84.58	27.63	17.43	30.9	370	185	A	V
			2497.75	56.52	-17.48	74	42.35	27.5	17.54	30.87	370	185	P	V
			2484.16	45.08	-8.92	54	30.91	27.53	17.52	30.88	370	185	A	V



<b>802.11g CH 11 2462MHz</b>	*	2462	110.79	-	-	96.62	27.58	17.48	30.89	100	355	P	H
	*	2462	102.7	-	-	88.53	27.58	17.48	30.89	100	355	A	H
		2484.24	59.84	-14.16	74	45.67	27.53	17.52	30.88	100	355	P	H
		2483.56	46.86	-7.14	54	32.69	27.53	17.52	30.88	100	355	A	H
													H
													H
	*	2462	107.12	-	-	92.95	27.58	17.48	30.89	400	177	P	V
	*	2462	99.51	-	-	85.34	27.58	17.48	30.89	400	177	A	V
		2498.04	56.78	-17.22	74	42.61	27.5	17.54	30.87	400	177	P	V
		2483.52	45.86	-8.14	54	31.69	27.53	17.52	30.88	400	177	A	V
													V
													V
<b>Remark</b>	1. No other spurious found. 2. All results are PASS against Peak and Average limit line.												



**2.4GHz 2400~2483.5MHz  
WIFI 802.11g (Harmonic @ 3m)**

WIFI Ant. 0+1	Note	Frequency ( MHz )	Level ( dBµV/m )	Over Limit ( dB )	Limit Line ( dBµV/m )	Read Level ( dBµV )	Antenna Factor ( dB/m )	Path Loss ( dB )	Preamp Factor ( dB )	Ant Pos ( cm )	Table Pos ( deg )	Peak Avg. (P/A)	Pol. (H/V)
802.11g CH 01 2412MHz		4824	39.74	-34.26	74	56.91	31.25	10.67	59.09	100	0	P	H
													H
													H
													H
		4824	39.6	-34.4	74	56.77	31.25	10.67	59.09	100	0	P	V
													V
													V
802.11g CH 06 2437MHz		4874	40.51	-33.49	74	57.66	31.25	10.72	59.12	100	0	P	H
		7311	44.81	-29.19	74	54.29	36.52	12.56	58.56	100	0	P	H
													H
													H
		4874	40.83	-33.17	74	57.98	31.25	10.72	59.12	100	0	P	V
		7311	45.71	-28.29	74	55.19	36.52	12.56	58.56	100	0	P	V
													V
802.11g CH 11 2462MHz		4924	40.36	-33.64	74	57.4	31.34	10.77	59.15	100	0	P	H
		7386	44.62	-29.38	74	53.95	36.46	12.67	58.46	100	0	P	H
													H
													H
		4924	40.31	-33.69	74	57.35	31.34	10.77	59.15	100	0	P	V
		7386	44.17	-29.83	74	53.5	36.46	12.67	58.46	100	0	P	V
													V
Remark	1. No other spurious found.												
	2. All results are PASS against Peak and Average limit line.												



**2.4GHz 2400~2483.5MHz  
WIFI 802.11 ax HE20 Full (Band Edge @ 3m)**

WIFI Ant. 0+1	Note	Frequency ( MHz )	Level ( dBμV/m )	Over Limit ( dB )	Limit Line ( dBμV/m )	Read Level ( dBμV )	Antenna Factor ( dB/m )	Path Loss ( dB )	Preamp Factor ( dB )	Ant Pos ( cm )	Table Pos ( deg )	Peak Avg. ( P/A )	Pol. ( H/V )	
802.11ax HE20 Full CH 01 2412MHz		2389.8	60.36	-13.64	74	46.17	27.76	17.35	30.92	100	28	P	H	
		2390	48.79	-5.21	54	34.6	27.76	17.35	30.92	100	28	A	H	
	*	2412	114.01	-	-	99.85	27.68	17.39	30.91	100	28	P	H	
	*	2412	102.7	-	-	88.54	27.68	17.39	30.91	100	28	A	H	
													H	
														H
			2389.905	59.3	-14.7	74	45.11	27.76	17.35	30.92	372	188	P	V
			2390	48.23	-5.77	54	34.04	27.76	17.35	30.92	372	188	A	V
		*	2412	111.89	-	-	97.73	27.68	17.39	30.91	372	188	P	V
		*	2412	101.39	-	-	87.23	27.68	17.39	30.91	372	188	A	V
													V	
													V	
802.11ax HE20 Full CH 06 2437MHz		2387.92	56.88	-17.12	74	42.69	27.77	17.34	30.92	100	38	P	H	
		2389.84	45.18	-8.82	54	30.99	27.76	17.35	30.92	100	38	A	H	
	*	2437	111.53	-	-	97.37	27.63	17.43	30.9	100	38	P	H	
	*	2437	100.97	-	-	86.81	27.63	17.43	30.9	100	38	A	H	
			2483.71	56.39	-17.61	74	42.22	27.53	17.52	30.88	100	38	P	H
			2483.62	45.13	-8.87	54	30.96	27.53	17.52	30.88	100	38	A	H
			2321.84	56.46	-17.54	74	42.13	28.06	17.21	30.94	368	187	P	V
			2325.36	45.1	-8.9	54	30.77	28.05	17.22	30.94	368	187	A	V
		*	2437	111.05	-	-	96.89	27.63	17.43	30.9	368	187	P	V
		*	2437	100.47	-	-	86.31	27.63	17.43	30.9	368	187	A	V
		2497.3	55.87	-18.13	74	41.69	27.51	17.54	30.87	368	187	P	V	
		2483.89	45	-9	54	30.83	27.53	17.52	30.88	368	187	A	V	



WiFi Ant. 0+1	Note	Frequency ( MHz )	Level ( dBμV/m )	Over Limit ( dB )	Limit Line ( dBμV/m )	Read Level ( dBμV )	Antenna Factor ( dB/m )	Path Loss ( dB )	Preamp Factor ( dB )	Ant Pos ( cm )	Table Pos ( deg )	Peak Avg. ( P/A )	Pol. ( H/V )
8802.11ax HE20 Full CH 11 2462MHz	*	2462	112.15	-	-	97.98	27.58	17.48	30.89	109	38	P	H
	*	2462	102.47	-	-	88.3	27.58	17.48	30.89	109	38	A	H
		2483.92	61.28	-12.72	74	47.11	27.53	17.52	30.88	109	38	P	H
		2483.52	49.07	-4.93	54	34.9	27.53	17.52	30.88	109	38	A	H
													H
													H
	*	2462	110.96	-	-	96.79	27.58	17.48	30.89	361	190	P	V
	*	2462	100.99	-	-	86.82	27.58	17.48	30.89	361	190	A	V
		2484.8	59.21	-14.79	74	45.04	27.53	17.52	30.88	361	190	P	V
		2483.52	47.22	-6.78	54	33.05	27.53	17.52	30.88	361	190	A	V
												V	
												V	
<b>Remark</b>	<ol style="list-style-type: none"> <li>No other spurious found.</li> <li>All results are PASS against Peak and Average limit line.</li> </ol>												



2.4GHz 2400~2483.5MHz

WIFI 802.11 ax HE20 Full (Harmonic @ 3m)

WIFI Ant. 0+1	Note	Frequency ( MHz )	Level ( dBμV/m )	Over Limit ( dB )	Limit Line ( dBμV/m )	Read Level ( dBμV )	Antenna Factor ( dB/m )	Path Loss ( dB )	Preamp Factor ( dB )	Ant Pos ( cm )	Table Pos ( deg )	Peak Avg. ( P/A )	Pol. ( H/V )	
802.11ax HE20 Full CH 01 2412MHz		4824	39.82	-34.18	74	56.99	31.25	10.67	59.09	100	0	P	H	
													H	
													H	
													H	
			4824	41.34	-32.66	74	58.51	31.25	10.67	59.09	100	0	P	V
														V
														V
802.11ax HE20 Full CH 06 2437MHz		4874	39.82	-34.18	74	56.97	31.25	10.72	59.12	100	0	P	H	
		7311	44.52	-29.48	74	54	36.52	12.56	58.56	100	0	P	H	
													H	
													H	
			4874	39.54	-34.46	74	56.69	31.25	10.72	59.12	100	0	P	V
			7311	45.53	-28.47	74	55.01	36.52	12.56	58.56	100	0	P	V
														V
802.11ax HE20 Full CH 11 2462MHz		4924	39.97	-34.03	74	57.01	31.34	10.77	59.15	100	0	P	H	
		7386	44.2	-29.8	74	53.53	36.46	12.67	58.46	100	0	P	H	
													H	
													H	
			4924	40.91	-33.09	74	57.95	31.34	10.77	59.15	100	0	P	V
			7386	45.03	-28.97	74	54.36	36.46	12.67	58.46	100	0	P	V
														V
Remark	1. No other spurious found.													
	2. All results are PASS against Peak and Average limit line.													





2.4GHz 2400~2483.5MHz

WIFI 802.11ax HE20 Partial 26 (Band Edge @ 3m)

WIFI Ant. 0+1	Note	Frequency ( MHz )	Level ( dBμV/m )	Over Limit ( dB )	Limit Line ( dBμV/m )	Read Level ( dBμV )	Antenna Factor ( dB/m )	Path Loss ( dB )	Preamp Factor ( dB )	Ant Pos ( cm )	Table Pos ( deg )	Peak Avg. ( P/A )	Pol. ( H/V )	
802.11ax HE20 Partial 26/0 CH 01 2412MHz		2337.3	57.01	-16.99	74	42.68	28.03	17.24	30.94	100	27	P	H	
		2341.185	45.15	-8.85	54	30.82	28.02	17.25	30.94	100	27	A	H	
	*	2412	111.03	-	-	96.87	27.68	17.39	30.91	100	27	P	H	
	*	2412	103.69	-	-	89.53	27.68	17.39	30.91	100	27	A	H	
													H	
														H
			2327.22	56.48	-17.52	74	42.15	28.05	17.22	30.94	374	184	P	V
			2334.465	45.1	-8.9	54	30.77	28.03	17.24	30.94	374	184	A	V
	*		2412	108.04	-	-	93.88	27.68	17.39	30.91	374	184	P	V
	*		2412	100.55	-	-	86.39	27.68	17.39	30.91	374	184	A	V
														V
														V
	802.11ax HE20 Partial 26/4 CH 06 2437MHz		2352.08	56.3	-17.7	74	41.97	27.99	17.27	30.93	100	318	P	H
			2335.6	45.13	-8.87	54	30.8	28.03	17.24	30.94	100	318	A	H
*		2437	110.75	-	-	96.59	27.63	17.43	30.9	100	318	P	H	
*		2437	102.05	-	-	87.89	27.63	17.43	30.9	100	318	A	H	
			2489.11	58.16	-15.84	74	43.98	27.52	17.53	30.87	100	318	P	H
			2484.34	45.05	-8.95	54	30.88	27.53	17.52	30.88	100	318	A	H
			2338.16	56.33	-17.67	74	42.01	28.02	17.24	30.94	285	179	P	V
			2341.84	45.11	-8.89	54	30.78	28.02	17.25	30.94	285	179	A	V
*			2437	106.98	-	-	92.82	27.63	17.43	30.9	285	179	P	V
*			2437	97.83	-	-	83.67	27.63	17.43	30.9	285	179	A	V
			2497.21	56.12	-17.88	74	41.94	27.51	17.54	30.87	285	179	P	V
			2486.5	45.01	-8.99	54	30.84	27.53	17.52	30.88	285	179	A	V



<b>802.11ax</b> <b>HE20</b> <b>Partial 26/8</b> <b>CH 11</b> <b>2462MHz</b>	*	2462	110.97	-	-	96.8	27.58	17.48	30.89	100	35	P	H
	*	2462	103.1	-	-	88.93	27.58	17.48	30.89	100	35	A	H
		2486.04	55.72	-18.28	74	41.55	27.53	17.52	30.88	100	35	P	H
		2483.96	45.05	-8.95	54	30.88	27.53	17.52	30.88	100	35	A	H
													H
													H
	*	2462	107.57	-	-	93.4	27.58	17.48	30.89	357	195	P	V
	*	2462	100.46	-	-	86.29	27.58	17.48	30.89	357	195	A	V
		2496.64	56.12	-17.88	74	41.94	27.51	17.54	30.87	357	195	P	V
		2485.4	45.02	-8.98	54	30.85	27.53	17.52	30.88	357	195	A	V
												V	
												V	
<b>Remark</b>	1. No other spurious found. 2. All results are PASS against Peak and Average limit line.												



2.4GHz 2400~2483.5MHz

WIFI 802.11ax HE20 Partial 52 (Band Edge @ 3m)

WIFI Ant. 0+1	Note	Frequency ( MHz )	Level ( dBμV/m )	Over Limit ( dB )	Limit Line ( dBμV/m )	Read Level ( dBμV )	Antenna Factor ( dB/m )	Path Loss ( dB )	Preamp Factor ( dB )	Ant Pos ( cm )	Table Pos ( deg )	Peak Avg. ( P/A )	Pol. ( H/V )	
802.11ax HE20 Partial 52/37 CH 01 2412MHz		2388.75	57.99	-16.01	74	43.8	27.77	17.34	30.92	100	31	P	H	
		2388.54	45.14	-8.86	54	30.95	27.77	17.34	30.92	100	31	A	H	
	*	2412	114.01	-	-	99.85	27.68	17.39	30.91	100	31	P	H	
	*	2412	102.73	-	-	88.57	27.68	17.39	30.91	100	31	A	H	
													H	
														H
			2342.025	55.73	-18.27	74	41.4	28.02	17.25	30.94	330	172	P	V
			2334.99	45.11	-8.89	54	30.78	28.03	17.24	30.94	330	172	A	V
	*		2412	109.77	-	-	95.61	27.68	17.39	30.91	330	172	P	V
	*		2412	98.9	-	-	84.74	27.68	17.39	30.91	330	172	A	V
													V	
													V	
802.11ax HE20 Partial 52/40 CH 11 2462MHz	*	2462	108.3	-	-	94.13	27.58	17.48	30.89	100	37	P	H	
	*	2462	100.15	-	-	85.98	27.58	17.48	30.89	100	37	A	H	
			2486.96	55.77	-18.23	74	41.6	27.53	17.52	30.88	100	37	P	H
			2483.52	45.11	-8.89	54	30.94	27.53	17.52	30.88	100	37	A	H
														H
														H
	*		2462	108	-	-	93.83	27.58	17.48	30.89	357	194	P	V
	*		2462	97.74	-	-	83.57	27.58	17.48	30.89	357	194	A	V
			2486.12	55.76	-18.24	74	41.59	27.53	17.52	30.88	357	194	P	V
			2484.16	45.02	-8.98	54	30.85	27.53	17.52	30.88	357	194	A	V
													V	
													V	



**2.4GHz 2400~2483.5MHz  
WIFI 802.11ax HE20 Partial 106 (Band Edge @ 3m)**

WIFI Ant. 0+1	Note	Frequency ( MHz )	Level ( dBμV/m )	Over Limit ( dB )	Limit Line ( dBμV/m )	Read Level ( dBμV )	Antenna Factor ( dB/m )	Path Loss ( dB )	Preamp Factor ( dB )	Ant Pos ( cm )	Table Pos ( deg )	Peak Avg. ( P/A )	Pol. ( H/V )	
802.11ax HE20 Partial 106/53 CH 01 2412MHz		2389.59	60.16	-13.84	74	45.97	27.76	17.35	30.92	100	35	P	H	
		2389.695	45.51	-8.49	54	31.32	27.76	17.35	30.92	100	35	A	H	
	*	2412	112.07	-	-	97.91	27.68	17.39	30.91	100	35	P	H	
	*	2412	103.01	-	-	88.85	27.68	17.39	30.91	100	35	A	H	
													H	
														H
			2388.96	56.76	-17.24	74	42.56	27.77	17.35	30.92	332	174	P	V
			2389.59	45.26	-8.74	54	31.07	27.76	17.35	30.92	332	174	A	V
	*		2412	108.97	-	-	94.81	27.68	17.39	30.91	332	174	P	V
	*		2412	100.01	-	-	85.85	27.68	17.39	30.91	332	174	A	V
													V	
													V	
802.11ax HE20 Partial 106/54 CH 11 2462MHz	*	2462	111.85	-	-	97.68	27.58	17.48	30.89	112	36	P	H	
	*	2462	101.99	-	-	87.82	27.58	17.48	30.89	112	36	A	H	
			2487.36	58.63	-15.37	74	44.46	27.53	17.52	30.88	112	36	P	H
			2483.76	45.17	-8.83	54	31	27.53	17.52	30.88	112	36	A	H
														H
														H
	*		2462	107.83	-	-	93.66	27.58	17.48	30.89	355	195	P	V
	*		2462	99	-	-	84.83	27.58	17.48	30.89	355	195	A	V
			2484.68	55.44	-18.56	74	41.27	27.53	17.52	30.88	355	195	P	V
			2483.52	45.08	-8.92	54	30.91	27.53	17.52	30.88	355	195	A	V
													V	
													V	



2.4GHz 2400~2483.5MHz

WIFI 802.11 ax HE40 Full (Band Edge @ 3m)

WIFI Ant. 0+1	Note	Frequency ( MHz )	Level ( dBμV/m )	Over Limit ( dB )	Limit Line ( dBμV/m )	Read Level ( dBμV )	Antenna Factor ( dB/m )	Path Loss ( dB )	Preamp Factor ( dB )	Ant Pos ( cm )	Table Pos ( deg )	Peak Avg. ( P/A )	Pol. ( H/V )
802.11ax HE40 Full CH 03 2422MHz		2390	61.75	-12.25	74	47.56	27.76	17.35	30.92	106	36	P	H
		2389.39	50.77	-3.23	54	36.58	27.76	17.35	30.92	106	36	A	H
	*	2422	109.68	-	-	95.51	27.66	17.41	30.9	106	36	P	H
	*	2422	98.01	-	-	83.84	27.66	17.41	30.9	106	36	A	H
		2483.71	56.19	-17.81	74	42.02	27.53	17.52	30.88	106	36	P	H
		2483.53	45.12	-8.88	54	30.95	27.53	17.52	30.88	106	36	A	H
		2389.84	61.2	-12.8	74	47.01	27.76	17.35	30.92	373	188	P	V
		2389.84	49.95	-4.05	54	35.76	27.76	17.35	30.92	373	188	A	V
	*	2422	108.16	-	-	93.99	27.66	17.41	30.9	373	188	P	V
	*	2422	97.14	-	-	82.97	27.66	17.41	30.9	373	188	A	V
		2497.48	55.99	-18.01	74	41.81	27.51	17.54	30.87	373	188	P	V
		2486.95	44.97	-9.03	54	30.8	27.53	17.52	30.88	373	188	A	V
802.11ax HE40 Full CH 06 2437MHz		2388.24	60.06	-13.94	74	45.87	27.77	17.34	30.92	109	34	P	H
		2390	48.16	-5.84	54	33.97	27.76	17.35	30.92	109	34	A	H
	*	2437	107.48	-	-	93.32	27.63	17.43	30.9	109	34	P	H
	*	2437	96.59	-	-	82.43	27.63	17.43	30.9	109	34	A	H
		2483.53	58.63	-15.37	74	44.46	27.53	17.52	30.88	109	34	P	H
		2483.53	47.85	-6.15	54	33.68	27.53	17.52	30.88	109	34	A	H
		2389.52	59.38	-14.62	74	45.19	27.76	17.35	30.92	374	192	P	V
		2390	47.2	-6.8	54	33.01	27.76	17.35	30.92	374	192	A	V
	*	2437	105.51	-	-	91.35	27.63	17.43	30.9	374	192	P	V
	*	2437	95.5	-	-	81.34	27.63	17.43	30.9	374	192	A	V
	2485.06	57.11	-16.89	74	42.94	27.53	17.52	30.88	374	192	P	V	
	2483.89	45.64	-8.36	54	31.47	27.53	17.52	30.88	374	192	A	V	



WiFi Ant. 0+1	Note	Frequency ( MHz )	Level ( dBμV/m )	Over Limit ( dB )	Limit Line ( dBμV/m )	Read Level ( dBμV )	Antenna Factor ( dB/m )	Path Loss ( dB )	Preamp Factor ( dB )	Ant Pos ( cm )	Table Pos ( deg )	Peak Avg. ( P/A )	Pol. ( H/V )
802.11ax HE40 Full CH 09 2452MHz		2312.08	55.65	-18.35	74	41.56	28.08	17.19	31.18	100	43	P	H
		2389.84	45.01	-8.99	54	31.05	27.76	17.35	31.15	100	43	A	H
	*	2452	106.86	-	-	92.91	27.6	17.46	31.11	100	43	P	H
	*	2452	97.93	-	-	83.98	27.6	17.46	31.11	100	43	A	H
		2484.07	62.95	-11.05	74	49	27.53	17.52	31.1	100	43	P	H
		2483.62	52.49	-1.51	54	38.54	27.53	17.52	31.1	100	43	A	H
		2332.24	55.99	-18.01	74	41.89	28.04	17.23	31.17	400	183	P	V
		2389.2	44.87	-9.13	54	30.91	27.76	17.35	31.15	400	183	A	V
	*	2452	103.3	-	-	89.35	27.6	17.46	31.11	400	183	P	V
	*	2452	93.74	-	-	79.79	27.6	17.46	31.11	400	183	A	V
		2484.97	59.18	-14.82	74	45.23	27.53	17.52	31.1	400	183	P	V
		2483.53	49.52	-4.48	54	35.57	27.53	17.52	31.1	400	183	A	V
<b>Remark</b>	<ol style="list-style-type: none"> <li>No other spurious found.</li> <li>All results are PASS against Peak and Average limit line.</li> </ol>												



2.4GHz 2400~2483.5MHz

WIFI 802.11 ax HE40 Full (Harmonic @ 3m)

WIFI Ant. 0+1	Note	Frequency ( MHz )	Level ( dBμV/m )	Over Limit ( dB )	Limit Line ( dBμV/m )	Read Level ( dBμV )	Antenna Factor ( dB/m )	Path Loss ( dB )	Preamp Factor ( dB )	Ant Pos ( cm )	Table Pos ( deg )	Peak Avg. ( P/A )	Pol. ( H/V )
802.11ax HE40 Full CH 03 2422MHz		4844	40.09	-33.91	74	57.22	31.29	10.69	59.11	100	0	P	H
		7266	44.34	-29.66	74	53.99	36.5	12.48	58.63	100	0	P	H
													H
													H
		4844	40.42	-33.58	74	57.55	31.29	10.69	59.11	100	0	P	V
		7266	44.51	-29.49	74	54.16	36.5	12.48	58.63	100	0	P	V
													V
802.11ax HE40 Full CH 06 2437MHz		4874	40.42	-33.58	74	57.57	31.25	10.72	59.12	100	0	P	H
		7311	45.02	-28.98	74	54.5	36.52	12.56	58.56	100	0	P	H
													H
													H
		4874	41.09	-32.91	74	58.24	31.25	10.72	59.12	100	0	P	V
		7311	44.88	-29.12	74	54.36	36.52	12.56	58.56	100	0	P	V
													V
802.11ax HE40 Full CH 09 2452MHz		4904	39.4	-34.6	74	56.57	31.22	10.75	59.14	100	0	P	H
		7356	45.2	-28.8	74	54.5	36.58	12.62	58.5	100	0	P	H
													H
													H
		4904	39.89	-34.11	74	57.06	31.22	10.75	59.14	100	0	P	V
		7356	45.3	-28.7	74	54.6	36.58	12.62	58.5	100	0	P	V
													V
Remark	1. No other spurious found.												
	2. All results are PASS against Peak and Average limit line.												



2.4GHz 2400~2483.5MHz

WIFI 802.11ax HE40 Partial 242 (Band Edge @ 3m)

WIFI Ant. 0+1	Note	Frequency ( MHz )	Level ( dBμV/m )	Over Limit ( dB )	Limit Line ( dBμV/m )	Read Level ( dBμV )	Antenna Factor ( dB/m )	Path Loss ( dB )	Preamp Factor ( dB )	Ant Pos ( cm )	Table Pos ( deg )	Peak Avg. ( P/A )	Pol. ( H/V )
802.11ax HE40 Partial 242/61 CH 03 2422MHz		2387.6	58.18	-15.82	74	43.99	27.77	17.34	30.92	167	321	P	H
		2390	46.03	-7.97	54	31.84	27.76	17.35	30.92	167	321	A	H
	*	2422	109.86	-	-	95.69	27.66	17.41	30.9	167	321	P	H
	*	2422	99.45	-	-	85.28	27.66	17.41	30.9	167	321	A	H
		2486.5	56.44	-17.56	74	42.27	27.53	17.52	30.88	167	321	P	H
		2484.52	45.06	-8.94	54	30.89	27.53	17.52	30.88	167	321	A	H
		2328.4	57.47	-16.53	74	43.15	28.04	17.22	30.94	369	186	P	V
		2390	45.41	-8.59	54	31.22	27.76	17.35	30.92	369	186	A	V
	*	2422	107.15	-	-	92.98	27.66	17.41	30.9	369	186	P	V
	*	2422	96.59	-	-	82.42	27.66	17.41	30.9	369	186	A	V
		2497.39	57.03	-16.97	74	42.85	27.51	17.54	30.87	369	186	P	V
		2485.78	45.07	-8.93	54	30.9	27.53	17.52	30.88	369	186	A	V
802.11ax HE40 Partial 242/62 CH 09 2452MHz		2332.4	56.57	-17.43	74	42.24	28.04	17.23	30.94	148	32	P	H
		2335.28	45.22	-8.78	54	30.89	28.03	17.24	30.94	148	32	A	H
	*	2452	106.81	-	-	92.64	27.6	17.46	30.89	148	32	P	H
	*	2452	97.24	-	-	83.07	27.6	17.46	30.89	148	32	A	H
		2483.62	62.75	-11.25	74	48.58	27.53	17.52	30.88	148	32	P	H
		2483.53	45.5	-8.5	54	31.33	27.53	17.52	30.88	148	32	A	H
		2366	57.18	-16.82	74	42.91	27.9	17.3	30.93	400	187	P	V
		2339.12	45.22	-8.78	54	30.89	28.02	17.25	30.94	400	187	A	V
	*	2452	106.3	-	-	92.13	27.6	17.46	30.89	400	187	P	V
	*	2452	95.16	-	-	80.99	27.6	17.46	30.89	400	187	A	V
		2483.53	63.22	-10.78	74	49.05	27.53	17.52	30.88	400	187	P	V
		2483.53	45.44	-8.56	54	31.27	27.53	17.52	30.88	400	187	A	V







**Note symbol**

*	<b>Fundamental Frequency</b> which can be ignored. However, the level of any unwanted emissions shall not exceed the level of the fundamental frequency.
!	Test result is <b>over limit</b> line.
P/A	<b>Peak</b> or <b>Average</b>
H/V	<b>Horizontal</b> or <b>Vertical</b>



A calculation example for radiated spurious emission is shown as below:

WIFI	Note	Frequency	Level	Over	Limit	Read	Antenna	Path	Preamp	Ant	Table	Peak	Pol.
Ant.				Limit	Line	Level	Factor	Loss	Factor	Pos	Pos	Avg.	
0+1		( MHz )	( dBμV/m )	( dB )	( dBμV/m )	( dBμV )	( dB/m )	( dB )	( dB )	( cm )	( deg )	( P/A )	( H/V )
802.11b		2390	55.45	-18.55	74	54.51	32.22	4.58	35.86	103	308	P	H
CH 01													
2412MHz		2390	43.54	-10.46	54	42.6	32.22	4.58	35.86	103	308	A	H

1. Path Loss(dB) = Cable loss(dB) + Filter loss(dB) + Attenuator loss(dB)
2. Level(dBμV/m) =  
Antenna Factor(dB/m) + Path Loss(dB) + Read Level(dBμV) - Preamp Factor(dB)
3. Over Limit(dB) = Level(dBμV/m) – Limit Line(dBμV/m)

**For Peak Limit @ 2390MHz:**

1. Level(dBμV/m)  
= Antenna Factor(dB/m) + Path Loss(dB) + Read Level(dBμV) - Preamp Factor(dB)  
= 32.22(dB/m) + 4.58(dB) + 54.51(dBμV) – 35.86 (dB)  
= 55.45 (dBμV/m)
2. Over Limit(dB)  
= Level(dBμV/m) – Limit Line(dBμV/m)  
= 55.45(dBμV/m) – 74(dBμV/m)  
= -18.55(dB)

**For Average Limit @ 2390MHz:**

1. Level(dBμV/m)  
= Antenna Factor(dB/m) + Path Loss(dB) + Read Level(dBμV) - Preamp Factor(dB)  
= 32.22(dB/m) + 4.58(dB) + 42.6(dBμV) – 35.86 (dB)  
= 43.54 (dBμV/m)
2. Over Limit(dB)  
= Level(dBμV/m) – Limit Line(dBμV/m)  
= 43.54(dBμV/m) – 54(dBμV/m)  
= -10.46(dB)

Both peak and average measured complies with the limit line, so test result is “PASS”.



## Appendix D. Radiated Spurious Emission Plots

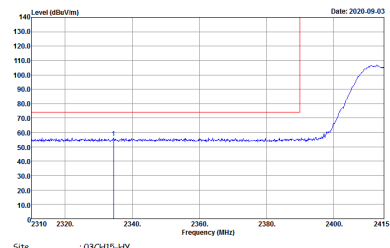
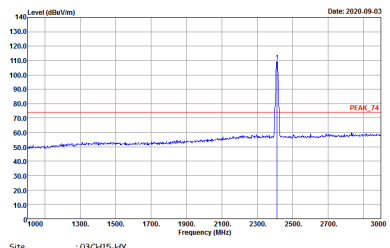
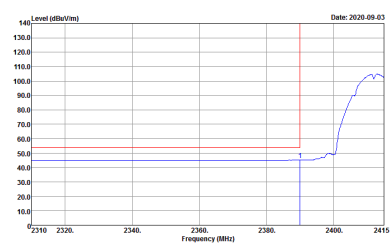
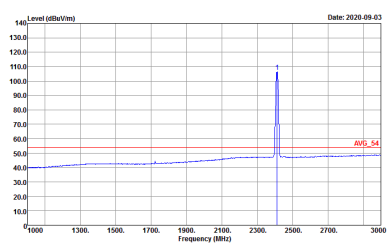
Test Engineer :	Leo Lee, Mancy Chou, and Bigshow Wang	Temperature :	22~24°C
		Relative Humidity :	47~59%

### Note symbol

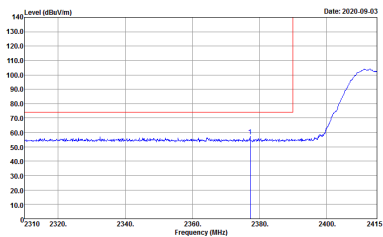
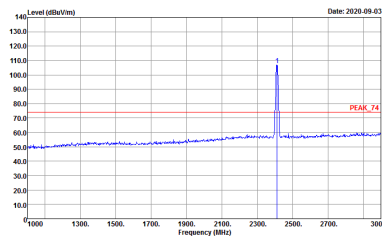
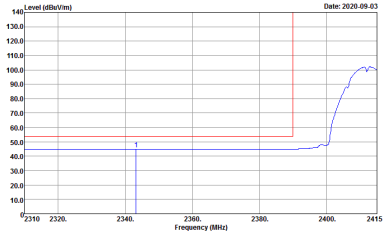
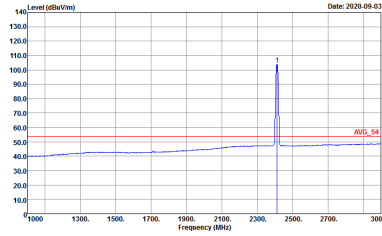
-L	Low channel location
-R	High channel location



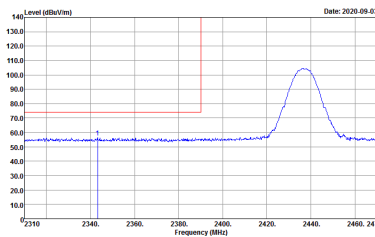
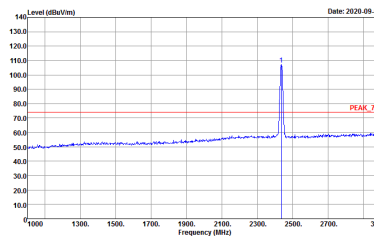
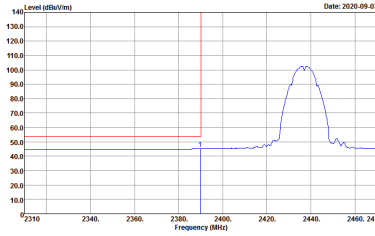
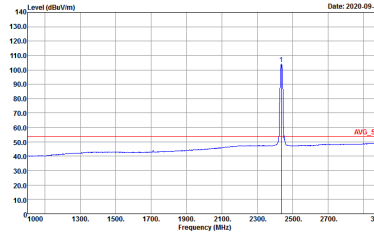
**2.4GHz 2400~2483.5MHz**  
**WIFI 802.11b (Band Edge @ 3m)**

WIFI	2.4GHz 2400~2483.5MHz Band Edge @ 3m	
ANT	802.11b CH01 2412MHz	
0+1	Horizontal	Fundamental
<b>Peak</b>	 <p>Site : 03CH15-HY            Condition : PEAK_BE_74 3m 91200_15_1620 HORIZONTAL            RBW:1000.000KHz VBW:3000.000KHz SWT:Auto            Detector : Peak            Project : 041657</p>	 <p>Site : 03CH15-HY            Condition : PEAK_74 3m 91200_15_1620 HORIZONTAL            RBW:1000.000KHz VBW:3000.000KHz SWT:Auto            Detector : Peak            Project : 041657</p>
<b>Avg.</b>	 <p>Site : 03CH15-HY            Condition : AVG_BE_54 3m 91200_15_1620 HORIZONTAL            RBW:1000.000KHz VBW:0.010KHz SWT:Auto            Detector : Peak            Project : 041657</p>	 <p>Site : 03CH15-HY            Condition : AVG_54 3m 91200_15_1620 HORIZONTAL            RBW:1000.000KHz VBW:0.010KHz SWT:Auto            Detector : Peak            Project : 041657</p>

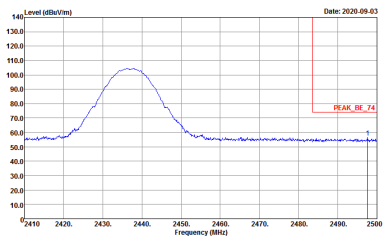
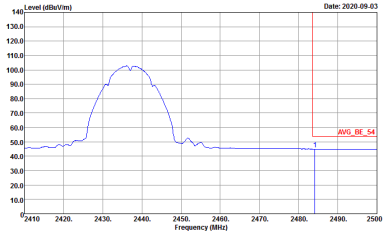


WIFI	2.4GHz 2400~2483.5MHz Band Edge @ 3m	
ANT	802.11b CH01 2412MHz	
0+1	Vertical	Fundamental
Peak	 <p>Date: 2020-09-03</p> <p>Site : 03CH15-HY            Condition : PEAK_BE_74 3m 91200_15_1620 VERTICAL            : RBW:1000.000kHz VBW:3000.000kHz SWT:Auto            Detector : Peak            Project : 041657</p>	 <p>Date: 2020-09-03</p> <p>Site : 03CH15-HY            Condition : PEAK_74 3m 91200_15_1620 VERTICAL            : RBW:1000.000kHz VBW:3000.000kHz SWT:Auto            Detector : Peak            Project : 041657</p>
Avg.	 <p>Date: 2020-09-03</p> <p>Site : 03CH15-HY            Condition : AVG_BE_54 3m 91200_15_1620 VERTICAL            : RBW:1000.000kHz VBW:3000.000kHz SWT:Auto            Detector : Peak            Project : 041657</p>	 <p>Date: 2020-09-03</p> <p>Site : 03CH15-HY            Condition : AVG_54 3m 91200_15_1620 VERTICAL            : RBW:1000.000kHz VBW:3000.000kHz SWT:Auto            Detector : Peak            Project : 041657</p>



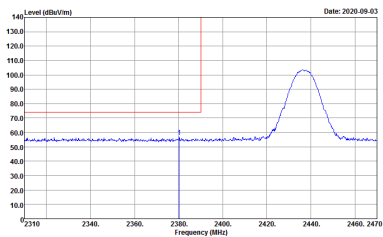
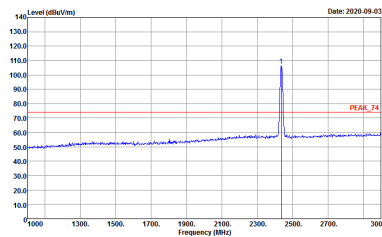
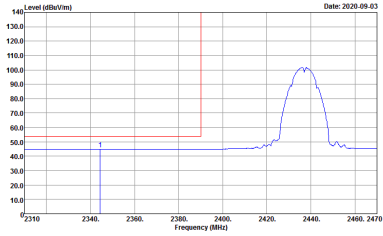
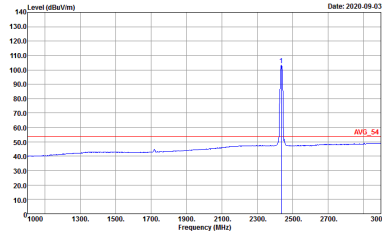
WIFI	2.4GHz 2400~2483.5MHz Band Edge @ 3m	
ANT	802.11b CH06 2437MHz - L	
0+1	Horizontal	Fundamental
Peak	 <p>Date: 2020-09-03</p> <p>Site : 03CH15-HY            Condition : PEAK_BE_74 3m 91200_15_1620 HORIZONTAL            : RBW:1000.000KHz VBW:3000.000KHz SWT:Auto            Detector : Peak            Project : 041657</p>	 <p>Date: 2020-09-03</p> <p>Site : 03CH15-HY            Condition : PEAK_74 3m 91200_15_1620 HORIZONTAL            : RBW:1000.000KHz VBW:3000.000KHz SWT:Auto            Detector : Peak            Project : 041657</p>
Avg.	 <p>Date: 2020-09-03</p> <p>Site : 03CH15-HY            Condition : AVG_BE_54 3m 91200_15_1620 HORIZONTAL            : RBW:1000.000KHz VBW:0.010KHz SWT:Auto            Detector : Peak            Project : 041657</p>	 <p>Date: 2020-09-03</p> <p>Site : 03CH15-HY            Condition : AVG_54 3m 91200_15_1620 HORIZONTAL            : RBW:1000.000KHz VBW:0.010KHz SWT:Auto            Detector : Peak            Project : 041657</p>



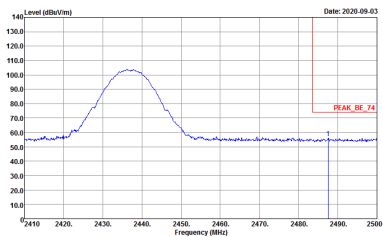
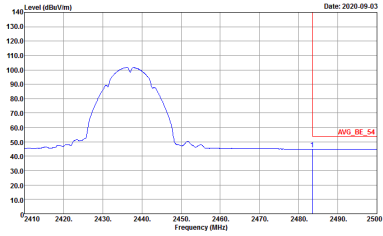
WIFI	2.4GHz 2400~2483.5MHz Band Edge @ 3m	
ANT	802.11b CH06 2437MHz - R	
0+1	Horizontal	Fundamental
<p><b>Peak</b></p>	 <p>Site : 03CH15-HY            Condition : PEAK_BE_74 3m 91200_15_1620 HORIZONTAL            Detector : Peak            Project : 041657</p>	<p>Left blank</p>
<p><b>Avg.</b></p>	 <p>Site : 03CH15-HY            Condition : AVG_BE_54 3m 91200_15_1620 HORIZONTAL            Detector : Peak            Project : 041657</p>	<p>Left blank</p>



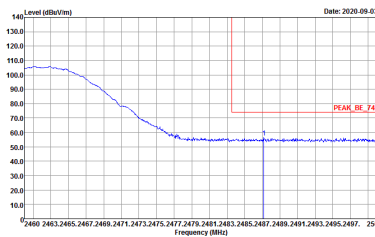
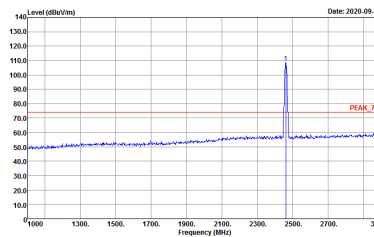
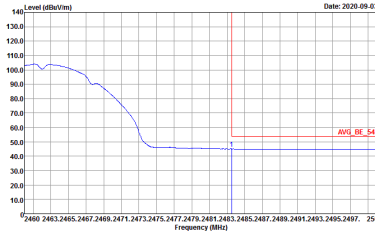
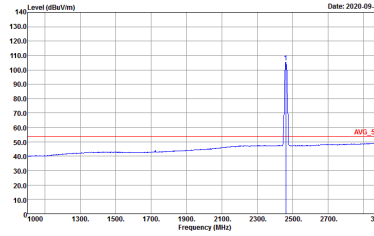


WIFI	2.4GHz 2400~2483.5MHz Band Edge @ 3m	
ANT	802.11b CH06 2437MHz - L	
0+1	Vertical	Fundamental
Peak	 <p>Date: 2020-09-03</p> <p>Site : 03CH15-HY            Condition : PEAK_BE_74 3m 91200_15_1620 VERTICAL            : RBW:1000.000KHz VBW:3000.000KHz SWT:Auto            Detector : Peak            Project : 041657</p>	 <p>Date: 2020-09-03</p> <p>Site : 03CH15-HY            Condition : PEAK_74 3m 91200_15_1620 VERTICAL            : RBW:1000.000KHz VBW:3000.000KHz SWT:Auto            Detector : Peak            Project : 041657</p>
Avg.	 <p>Date: 2020-09-03</p> <p>Site : 03CH15-HY            Condition : AVG_BE_54 3m 91200_15_1620 VERTICAL            : RBW:1000.000KHz VBW:3000.000KHz SWT:Auto            Detector : Peak            Project : 041657</p>	 <p>Date: 2020-09-03</p> <p>Site : 03CH15-HY            Condition : AVG_54 3m 91200_15_1620 VERTICAL            : RBW:1000.000KHz VBW:3000.000KHz SWT:Auto            Detector : Peak            Project : 041657</p>

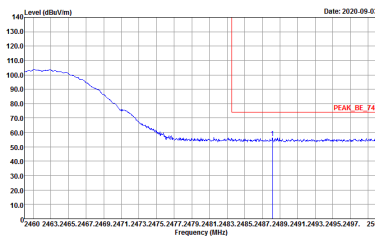
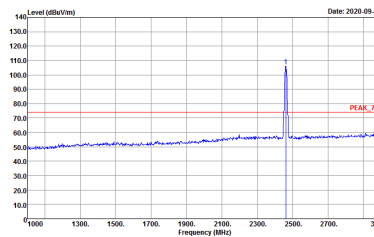
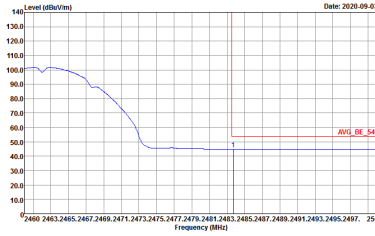
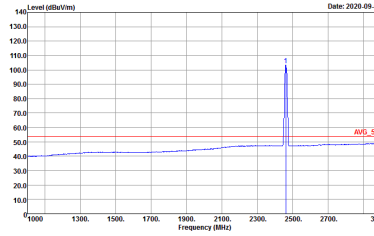


WIFI	2.4GHz 2400~2483.5MHz Band Edge @ 3m	
ANT	802.11b CH06 2437MHz - R	
0+1	Vertical	Fundamental
<p><b>Peak</b></p>	 <p>Site : 03CH15-HY            Condition : PEAK_BE_74 3m 91200_15_1620 VERTICAL            Detector : Peak            Project : 041657</p>	<p>Left blank</p>
<p><b>Avg.</b></p>	 <p>Site : 03CH15-HY            Condition : AVG_BE_54 3m 91200_15_1620 VERTICAL            Detector : Peak            Project : 041657</p>	<p>Left blank</p>



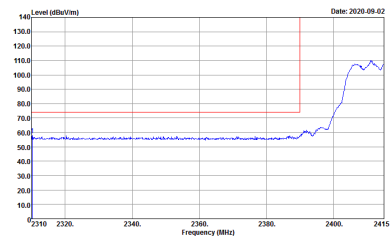
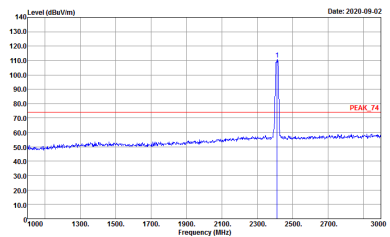
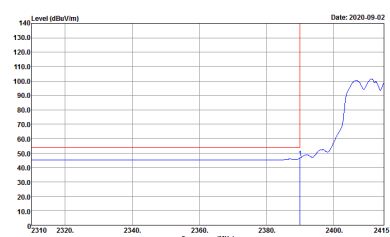
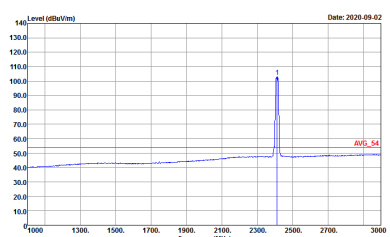
WIFI	2.4GHz 2400~2483.5MHz Band Edge @ 3m	
ANT	802.11b CH11 2462MHz	
0+1	Horizontal	Fundamental
<p><b>Peak</b></p>	 <p>Date: 2020-09-03</p> <p>Site : 03CH15-HY            Condition : PEAK_BE_74 3m 91200_15_1620 HORIZONTAL            : RBW:1000.000KHz VBW:3000.000KHz SWT:Auto            Detector : Peak            Project : 041657</p>	 <p>Date: 2020-09-03</p> <p>Site : 03CH15-HY            Condition : PEAK_74 3m 91200_15_1620 HORIZONTAL            : RBW:1000.000KHz VBW:3000.000KHz SWT:Auto            Detector : Peak            Project : 041657</p>
<p><b>Avg.</b></p>	 <p>Date: 2020-09-03</p> <p>Site : 03CH15-HY            Condition : AVG_BE_54 3m 91200_15_1620 HORIZONTAL            : RBW:1000.000KHz VBW:0.010KHz SWT:Auto            Detector : Peak            Project : 041657</p>	 <p>Date: 2020-09-03</p> <p>Site : 03CH15-HY            Condition : AVG_54 3m 91200_15_1620 HORIZONTAL            : RBW:1000.000KHz VBW:0.010KHz SWT:Auto            Detector : Peak            Project : 041657</p>



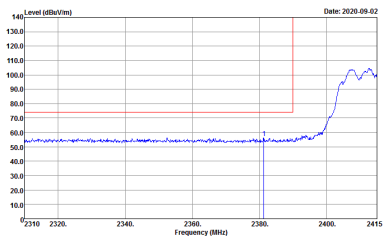
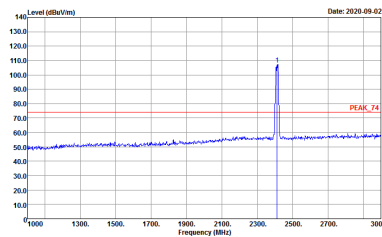
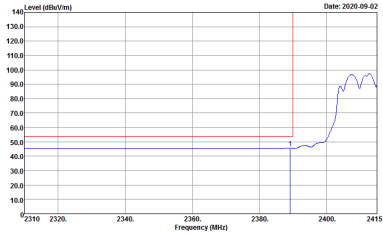
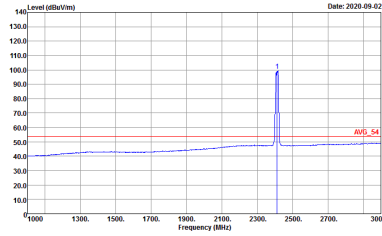
WIFI	2.4GHz 2400~2483.5MHz Band Edge @ 3m	
ANT	802.11b CH11 2462MHz	
0+1	Vertical	Fundamental
Peak	 <p>Date: 2020-09-03</p> <p>Site : 03CH15-HY            Condition : PEAK_BE_74 3m 91200_15_1620 VERTICAL            : RBW:1000.000KHz VBW:3000.000KHz SWT:Auto            Detector : Peak            Project : 041657</p>	 <p>Date: 2020-09-03</p> <p>Site : 03CH15-HY            Condition : PEAK_74 3m 91200_15_1620 VERTICAL            : RBW:1000.000KHz VBW:3000.000KHz SWT:Auto            Detector : Peak            Project : 041657</p>
Avg.	 <p>Date: 2020-09-03</p> <p>Site : 03CH15-HY            Condition : AVG_BE_54 3m 91200_15_1620 VERTICAL            : RBW:1000.000KHz VBW:0.010KHz SWT:Auto            Detector : Peak            Project : 041657</p>	 <p>Date: 2020-09-03</p> <p>Site : 03CH15-HY            Condition : AVG_54 3m 91200_15_1620 VERTICAL            : RBW:1000.000KHz VBW:0.010KHz SWT:Auto            Detector : Peak            Project : 041657</p>



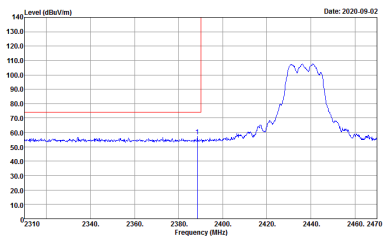
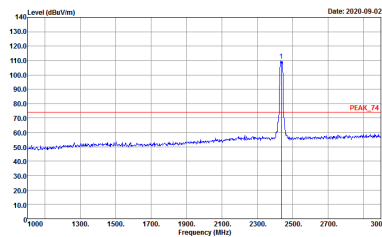
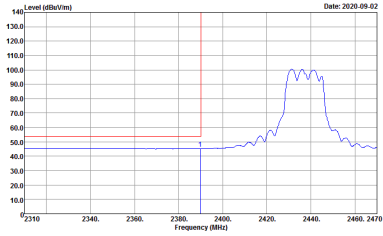
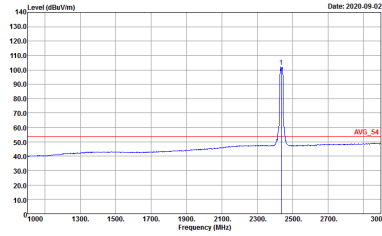
2.4GHz 2400~2483.5MHz  
WIFI 802.11g (Band Edge @ 3m)

WIFI	2.4GHz 2400~2483.5MHz Band Edge @ 3m	
ANT	802.11g CH01 2412MHz	
0+1	Horizontal	Fundamental
Peak	 <p>Site : 03CH15-HY Condition : PEAK_BE_74 3m 91200_15_1620 HORIZONTAL Detector : Peak Project : 041657</p>	 <p>Site : 03CH15-HY Condition : PEAK_74 3m 91200_15_1620 HORIZONTAL Detector : Peak Project : 041657</p>
Avg.	 <p>Site : 03CH15-HY Condition : AVG_BE_54 3m 91200_15_1620 HORIZONTAL Detector : Peak Project : 041657</p>	 <p>Site : 03CH15-HY Condition : AVG_54 3m 91200_15_1620 HORIZONTAL Detector : Peak Project : 041657</p>



WIFI	2.4GHz 2400~2483.5MHz Band Edge @ 3m	
ANT	802.11g CH01 2412MHz	
0+1	Vertical	Fundamental
Peak	 <p>Date: 2020-09-02</p> <p>Site : 03CH15-HY            Condition : PEAK_BE_74 3m 91200_15_1620 VERTICAL            : RBW:1000.000kHz VBW:3000.000kHz SWT:Auto            Detector : Peak            Project : 041657</p>	 <p>Date: 2020-09-02</p> <p>Site : 03CH15-HY            Condition : PEAK_74 3m 91200_15_1620 VERTICAL            : RBW:1000.000kHz VBW:3000.000kHz SWT:Auto            Detector : Peak            Project : 041657</p>
Avg.	 <p>Date: 2020-09-02</p> <p>Site : 03CH15-HY            Condition : AVG_BE_54 3m 91200_15_1620 VERTICAL            : RBW:1000.000kHz VBW:0.010kHz SWT:Auto            Detector : Peak            Project : 041657</p>	 <p>Date: 2020-09-02</p> <p>Site : 03CH15-HY            Condition : AVG_54 3m 91200_15_1620 VERTICAL            : RBW:1000.000kHz VBW:0.010kHz SWT:Auto            Detector : Peak            Project : 041657</p>



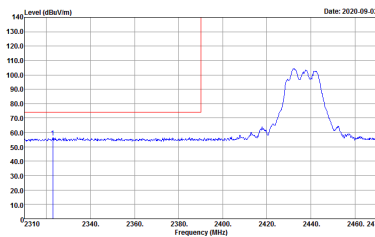
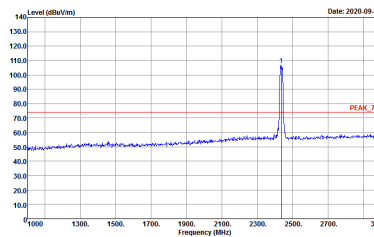
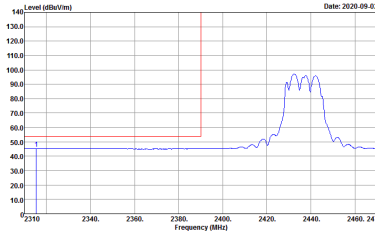
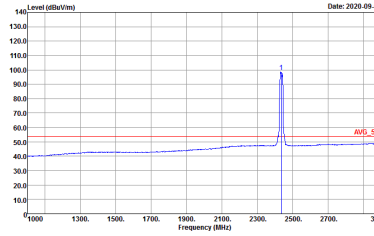
WIFI	2.4GHz 2400~2483.5MHz Band Edge @ 3m	
ANT	802.11g CH06 2437MHz - L	
0+1	Horizontal	Fundamental
Peak	 <p>Date: 2020-09-02</p> <p>Site : 03CH15-HY            Condition : PEAK_BE_74 3m 91200_15_1620 HORIZONTAL            : RBW:1000.000KHz VBW:3000.000KHz SWT:Auto            Detector : Peak            Project : 041657</p>	 <p>Date: 2020-09-02</p> <p>Site : 03CH15-HY            Condition : PEAK_74 3m 91200_15_1620 HORIZONTAL            : RBW:1000.000KHz VBW:3000.000KHz SWT:Auto            Detector : Peak            Project : 041657</p>
Avg.	 <p>Date: 2020-09-02</p> <p>Site : 03CH15-HY            Condition : AVG_BE_54 3m 91200_15_1620 HORIZONTAL            : RBW:1000.000KHz VBW:0.010KHz SWT:Auto            Detector : Peak            Project : 041657</p>	 <p>Date: 2020-09-02</p> <p>Site : 03CH15-HY            Condition : AVG_54 3m 91200_15_1620 HORIZONTAL            : RBW:1000.000KHz VBW:0.010KHz SWT:Auto            Detector : Peak            Project : 041657</p>



WIFI	2.4GHz 2400~2483.5MHz Band Edge @ 3m	
ANT	802.11g CH06 2437MHz - R	
0+1	Horizontal	Fundamental
Peak	<p>Site : 03CH15-HY Condition : PEAK_BE_74 3m 91200_15_1620 HORIZONTAL Detector : Peak Project : 041657</p>	Left blank
Avg.	<p>Site : 03CH15-HY Condition : AVG_BE_54 3m 91200_15_1620 HORIZONTAL Detector : Peak Project : 041657</p>	Left blank



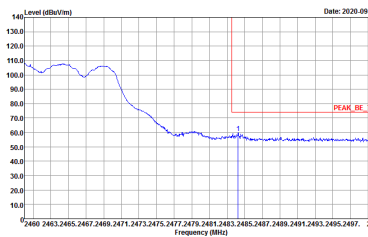
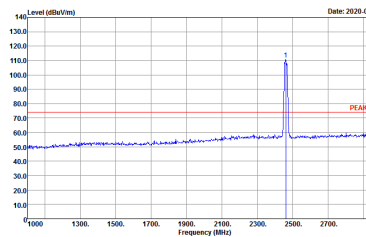
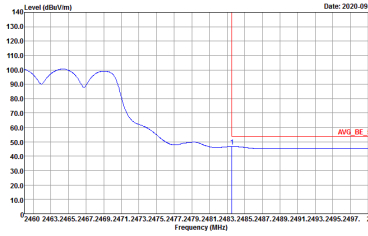
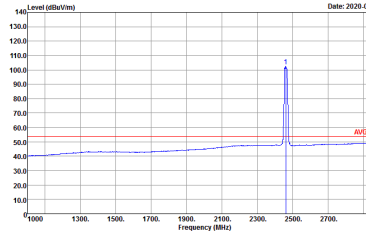


WIFI	2.4GHz 2400~2483.5MHz Band Edge @ 3m	
ANT	802.11g CH06 2437MHz - L	
0+1	Vertical	Fundamental
Peak	 <p>Date: 2020-09-02</p> <p>Site : 03CH15-HY            Condition : PEAK_BE_74 3m 91200_15_1620 VERTICAL            : RBW:1000.000KHz VBW:3000.000KHz SWT:Auto            Detector : Peak            Project : 041657</p>	 <p>Date: 2020-09-02</p> <p>Site : 03CH15-HY            Condition : PEAK_74 3m 91200_15_1620 VERTICAL            : RBW:1000.000KHz VBW:3000.000KHz SWT:Auto            Detector : Peak            Project : 041657</p>
Avg.	 <p>Date: 2020-09-02</p> <p>Site : 03CH15-HY            Condition : AVG_BE_54 3m 91200_15_1620 VERTICAL            : RBW:1000.000KHz VBW:3000.000KHz SWT:Auto            Detector : Peak            Project : 041657</p>	 <p>Date: 2020-09-02</p> <p>Site : 03CH15-HY            Condition : AVG_54 3m 91200_15_1620 VERTICAL            : RBW:1000.000KHz VBW:3000.000KHz SWT:Auto            Detector : Peak            Project : 041657</p>

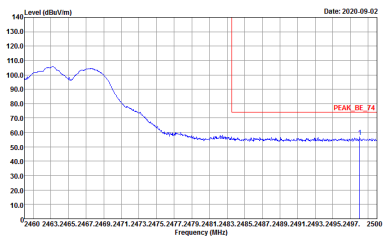
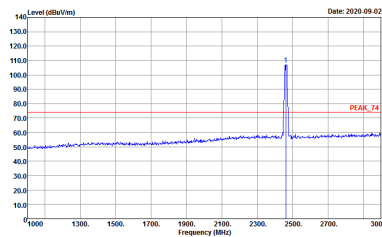
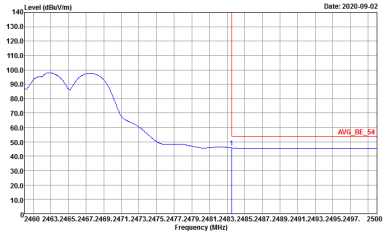
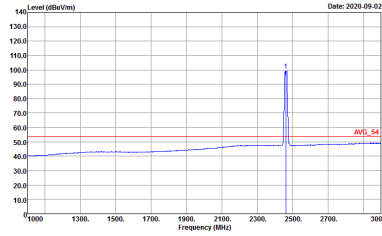


WIFI	2.4GHz 2400~2483.5MHz Band Edge @ 3m	
ANT	802.11g CH06 2437MHz - R	
0+1	Vertical	Fundamental
Peak	<p>Site : 03CH15-HY Condition : PEAK_BE_74 3m 91200_15_1620 VERTICAL RBW:1000.000KHz VBW:3000.000KHz SWT:Auto Detector : Peak Project : 041657</p>	Left Blank
Avg.	<p>Site : 03CH15-HY Condition : AVG_BE_54 3m 91200_15_1620 VERTICAL RBW:1000.000KHz VBW:3000.000KHz SWT:Auto Detector : Peak Project : 041657</p>	Left Blank



WIFI	2.4GHz 2400~2483.5MHz Band Edge @ 3m	
ANT	802.11g CH11 2462MHz	
0+1	Horizontal	Fundamental
Peak	 <p>Date: 2020-09-02</p> <p>Site : 03CH15-HY            Condition : PEAK_BE_74 3m 91200_15_1620 HORIZONTAL            RBW:1000.000KHz VBW:3000.000KHz SWT:Auto            Detector : Peak            Project : 041657</p>	 <p>Date: 2020-09-02</p> <p>Site : 03CH15-HY            Condition : PEAK_74 3m 91200_15_1620 HORIZONTAL            RBW:1000.000KHz VBW:3000.000KHz SWT:Auto            Detector : Peak            Project : 041657</p>
Avg.	 <p>Date: 2020-09-02</p> <p>Site : 03CH15-HY            Condition : AVG_BE_54 3m 91200_15_1620 HORIZONTAL            RBW:1000.000KHz VBW:0.010KHz SWT:Auto            Detector : Peak            Project : 041657</p>	 <p>Date: 2020-09-02</p> <p>Site : 03CH15-HY            Condition : AVG_54 3m 91200_15_1620 HORIZONTAL            RBW:1000.000KHz VBW:0.010KHz SWT:Auto            Detector : Peak            Project : 041657</p>

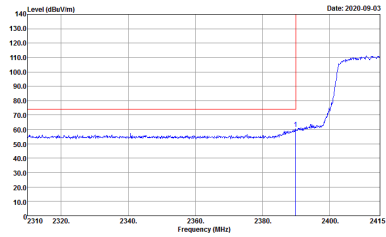
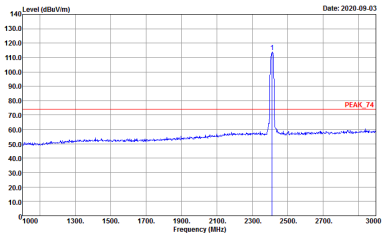
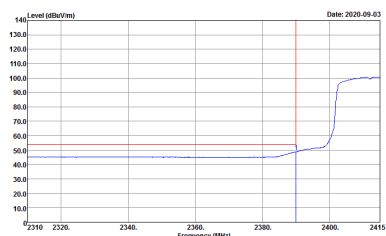
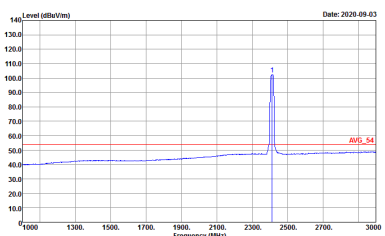


WIFI	2.4GHz 2400~2483.5MHz Band Edge @ 3m	
ANT	802.11g CH11 2462MHz	
0+1	Vertical	Fundamental
Peak	 <p>Date: 2020-09-02</p> <p>Site : 03CH15-HY            Condition : PEAK_BE_74 3m 91200_15_1620 VERTICAL            : RBW:1000.000KHz VBW:3000.000KHz SWT:Auto            Detector : Peak            Project : 041657</p>	 <p>Date: 2020-09-02</p> <p>Site : 03CH15-HY            Condition : PEAK_74 3m 91200_15_1620 VERTICAL            : RBW:1000.000KHz VBW:3000.000KHz SWT:Auto            Detector : Peak            Project : 041657</p>
Avg.	 <p>Date: 2020-09-02</p> <p>Site : 03CH15-HY            Condition : AVG_BE_54 3m 91200_15_1620 VERTICAL            : RBW:1000.000KHz VBW:0.010KHz SWT:Auto            Detector : Peak            Project : 041657</p>	 <p>Date: 2020-09-02</p> <p>Site : 03CH15-HY            Condition : AVG_54 3m 91200_15_1620 VERTICAL            : RBW:1000.000KHz VBW:0.010KHz SWT:Auto            Detector : Peak            Project : 041657</p>

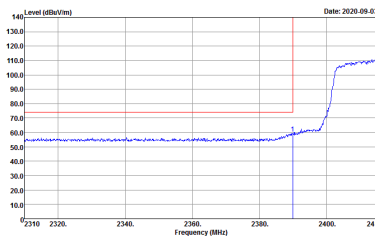
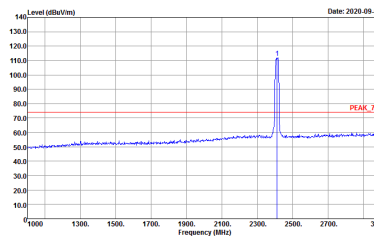
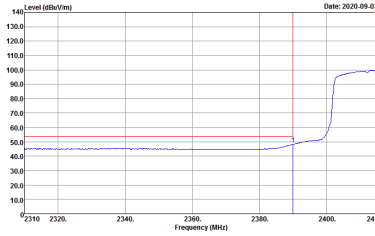
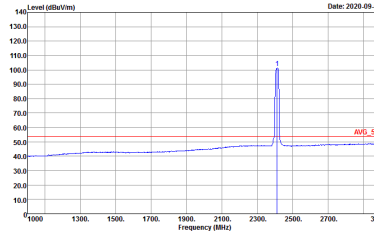


2.4GHz 2400~2483.5MHz

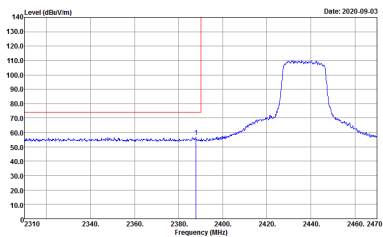
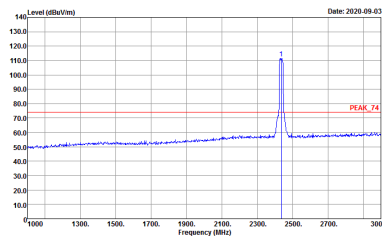
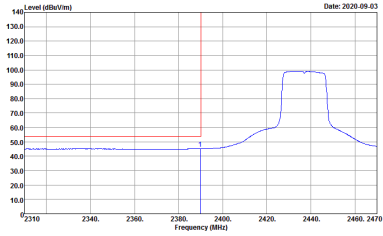
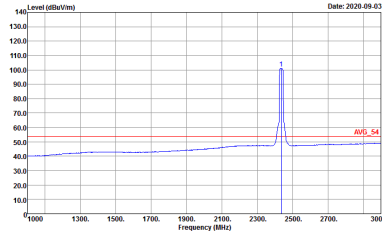
WIFI 802.11ax HE20 Full (Band Edge @ 3m)

WIFI	2.4GHz 2400~2483.5MHz Band Edge @ 3m	
ANT	802.11ax HE20 Full CH01 2412MHz	
0+1	Horizontal	Fundamental
<b>Peak</b>	 <p>Site : 03CH15-HY            Condition : PEAK_BE_74 3m 91200_15_1620 HORIZONTAL            RBW:1000.000KHz VBW:3000.000KHz SWT:Auto            Detector : Peak            Project : 041657</p>	 <p>Site : 03CH15-HY            Condition : PEAK_74 3m 91200_15_1620 HORIZONTAL            RBW:1000.000KHz VBW:3000.000KHz SWT:Auto            Detector : Peak            Project : 041657</p>
<b>Avg.</b>	 <p>Site : 03CH15-HY            Condition : AV6_BE_54 3m 91200_15_1620 HORIZONTAL            RBW:1000.000KHz VBW:0.010KHz SWT:Auto            Detector : Peak            Project : 041657</p>	 <p>Site : 03CH15-HY            Condition : AV6_54 3m 91200_15_1620 HORIZONTAL            RBW:1000.000KHz VBW:0.010KHz SWT:Auto            Detector : Peak            Project : 041657</p>

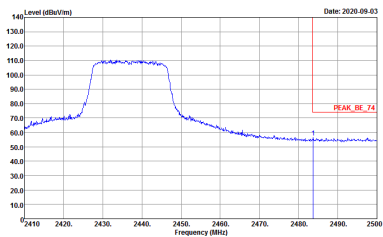
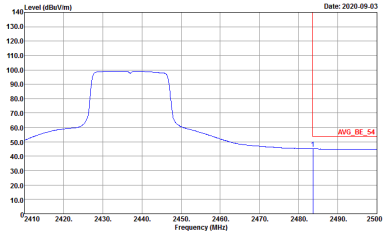


WIFI	2.4GHz 2400~2483.5MHz Band Edge @ 3m	
ANT	802.11ax HE20 Full CH01 2412MHz	
0+1	Vertical	Fundamental
Peak	 <p>Date: 2020-09-03</p> <p>Site : 03CH15-HY            Condition : PEAK_BE_74 3m 91200_15_1620 VERTICAL            : RBW:1000.000KHz VBW:3000.000KHz SWT:Auto            Detector : Peak            Project : 041657</p>	 <p>Date: 2020-09-03</p> <p>Site : 03CH15-HY            Condition : PEAK_74 3m 91200_15_1620 VERTICAL            : RBW:1000.000KHz VBW:3000.000KHz SWT:Auto            Detector : Peak            Project : 041657</p>
Avg.	 <p>Date: 2020-09-03</p> <p>Site : 03CH15-HY            Condition : AVG_BE_54 3m 91200_15_1620 VERTICAL            : RBW:1000.000KHz VBW:3000.000KHz SWT:Auto            Detector : Peak            Project : 041657</p>	 <p>Date: 2020-09-03</p> <p>Site : 03CH15-HY            Condition : AVG_54 3m 91200_15_1620 VERTICAL            : RBW:1000.000KHz VBW:3000.000KHz SWT:Auto            Detector : Peak            Project : 041657</p>



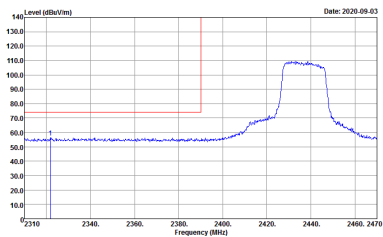
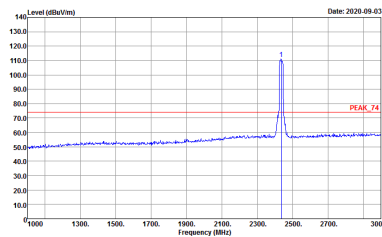
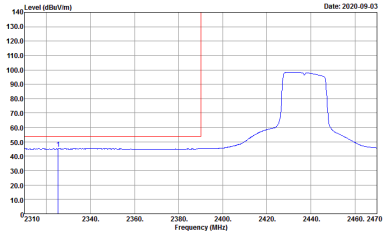
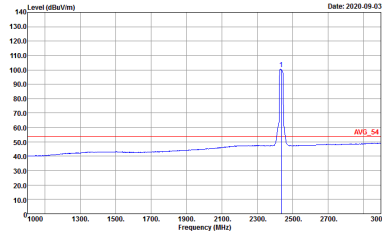
WIFI	2.4GHz 2400~2483.5MHz Band Edge @ 3m	
ANT	802.11ax HE20 Full CH06 2437MHz - L	
0+1	Horizontal	Fundamental
Peak	 <p>Site : 03CH15-HY  Condition : PEAK_BE_74 3m 91200_15_1620 HORIZONTAL  : RBW:1000.000KHz VBW:3000.000KHz SWT:Auto  Detector : Peak  Project : 041657</p>	 <p>Site : 03CH15-HY  Condition : PEAK_74 3m 91200_15_1620 HORIZONTAL  : RBW:1000.000KHz VBW:3000.000KHz SWT:Auto  Detector : Peak  Project : 041657</p>
Avg.	 <p>Site : 03CH15-HY  Condition : AVG_BE_54 3m 91200_15_1620 HORIZONTAL  : RBW:1000.000KHz VBW:0.010KHz SWT:Auto  Detector : Peak  Project : 041657</p>	 <p>Site : 03CH15-HY  Condition : AVG_54 3m 91200_15_1620 HORIZONTAL  : RBW:1000.000KHz VBW:0.010KHz SWT:Auto  Detector : Peak  Project : 041657</p>



WIFI	2.4GHz 2400~2483.5MHz Band Edge @ 3m	
ANT	802.11ax HE20 Full CH06 2437MHz - R	
0+1	Horizontal	Fundamental
<p><b>Peak</b></p>	 <p>Site : 03CH15-HY            Condition : PEAK_BE_74 3m 91200_15_1620 HORIZONTAL            Detector : Peak            Project : 041657</p>	<p>Left blank</p>
<p><b>Avg.</b></p>	 <p>Site : 03CH15-HY            Condition : AVG_BE_54 3m 91200_15_1620 HORIZONTAL            Detector : Peak            Project : 041657</p>	<p>Left blank</p>



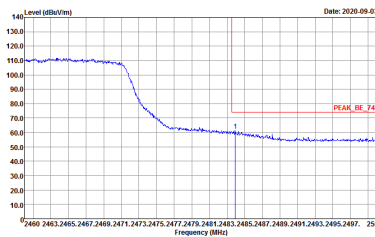
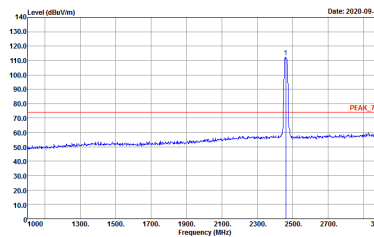
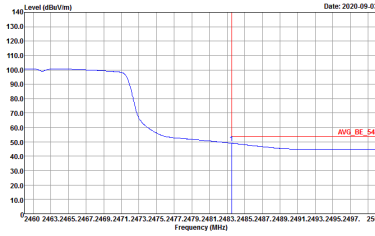
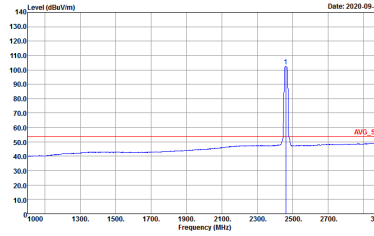


WIFI	2.4GHz 2400~2483.5MHz Band Edge @ 3m	
ANT	802.11ax HE20 Full CH06 2437MHz - L	
0+1	Vertical	Fundamental
Peak	 <p>Site : 03CH15-HY            Condition : PEAK_BE_74 3m 91200_15_1620 VERTICAL            : RBW:1000.000KHz VBW:3000.000KHz SWT:Auto            Detector : Peak            Project : 041657</p>	 <p>Site : 03CH15-HY            Condition : PEAK_74 3m 91200_15_1620 VERTICAL            : RBW:1000.000KHz VBW:3000.000KHz SWT:Auto            Detector : Peak            Project : 041657</p>
Avg.	 <p>Site : 03CH15-HY            Condition : AVG_BE_54 3m 91200_15_1620 VERTICAL            : RBW:1000.000KHz VBW:0.010KHz SWT:Auto            Detector : Peak            Project : 041657</p>	 <p>Site : 03CH15-HY            Condition : AVG_54 3m 91200_15_1620 VERTICAL            : RBW:1000.000KHz VBW:0.010KHz SWT:Auto            Detector : Peak            Project : 041657</p>

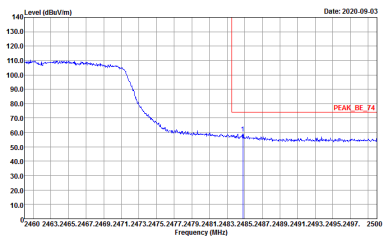
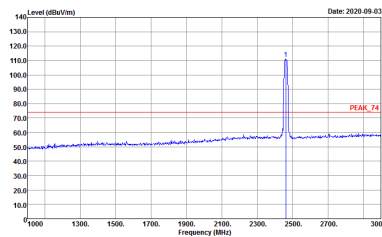
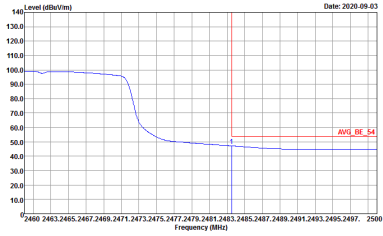
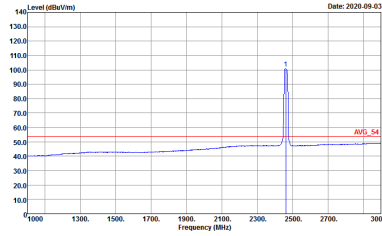


WIFI	2.4GHz 2400~2483.5MHz Band Edge @ 3m	
ANT	802.11ax HE20 Full CH06 2437MHz - R	
0+1	Vertical	Fundamental
Peak	<p>Site : 03CH15-HY Condition : PEAK_BE_74 3m 91200_15_1620 VERTICAL RBW:1000.000KHz VBW:3000.000KHz SWT:Auto Detector : Peak Project : 041657</p>	Left blank
Avg.	<p>Site : 03CH15-HY Condition : AVG_BE_54 3m 91200_15_1620 VERTICAL RBW:1000.000KHz VBW:3000.000KHz SWT:Auto Detector : Peak Project : 041657</p>	Left blank



WIFI	2.4GHz 2400~2483.5MHz Band Edge @ 3m	
ANT	802.11ax HE20 Full CH11 2462MHz	
0+1	Horizontal	Fundamental
Peak	 <p>Date: 2020-09-03</p> <p>Site : 03CH15-HY            Condition : PEAK_BE_74 3m 91200_15_1620 HORIZONTAL            : RBW:1000.000KHz VBW:3000.000KHz SWT:Auto            Detector : Peak            Project : 041657</p>	 <p>Date: 2020-09-03</p> <p>Site : 03CH15-HY            Condition : PEAK_74 3m 91200_15_1620 HORIZONTAL            : RBW:1000.000KHz VBW:3000.000KHz SWT:Auto            Detector : Peak            Project : 041657</p>
Avg.	 <p>Date: 2020-09-03</p> <p>Site : 03CH15-HY            Condition : AVG_BE_54 3m 91200_15_1620 HORIZONTAL            : RBW:1000.000KHz VBW:0.010KHz SWT:Auto            Detector : Peak            Project : 041657</p>	 <p>Date: 2020-09-03</p> <p>Site : 03CH15-HY            Condition : AVG_54 3m 91200_15_1620 HORIZONTAL            : RBW:1000.000KHz VBW:0.010KHz SWT:Auto            Detector : Peak            Project : 041657</p>

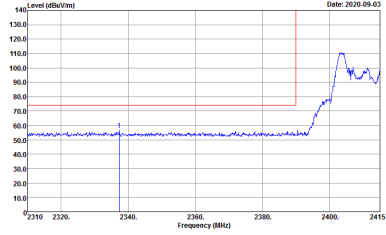
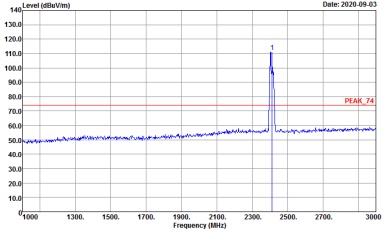
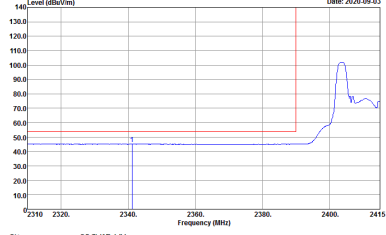
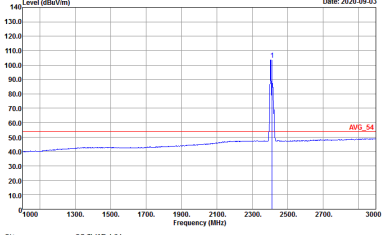


WIFI	2.4GHz 2400~2483.5MHz Band Edge @ 3m	
ANT	802.11ax HE20 Full CH11 2462MHz	
0+1	Vertical	Fundamental
Peak	 <p>Date: 2020-09-03</p> <p>Site : 03CH15-HY            Condition : PEAK_BE_74 3m 91200_15_1620 VERTICAL            : RBW:1000.000KHz VBW:3000.000KHz SWT:Auto            Detector : Peak            Project : 041657</p>	 <p>Date: 2020-09-03</p> <p>Site : 03CH15-HY            Condition : PEAK_74 3m 91200_15_1620 VERTICAL            : RBW:1000.000KHz VBW:3000.000KHz SWT:Auto            Detector : Peak            Project : 041657</p>
Avg.	 <p>Date: 2020-09-03</p> <p>Site : 03CH15-HY            Condition : AVG_BE_54 3m 91200_15_1620 VERTICAL            : RBW:1000.000KHz VBW:0.010KHz SWT:Auto            Detector : Peak            Project : 041657</p>	 <p>Date: 2020-09-03</p> <p>Site : 03CH15-HY            Condition : AVG_54 3m 91200_15_1620 VERTICAL            : RBW:1000.000KHz VBW:0.010KHz SWT:Auto            Detector : Peak            Project : 041657</p>

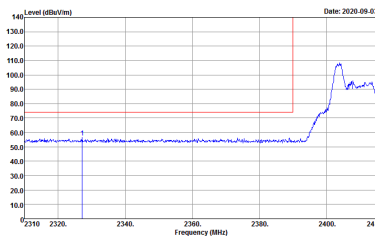
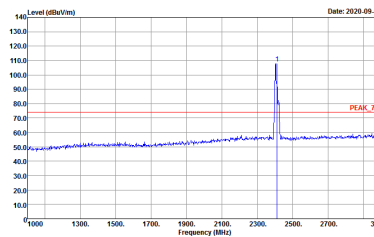
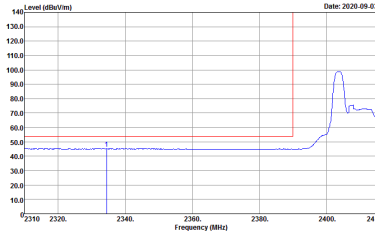
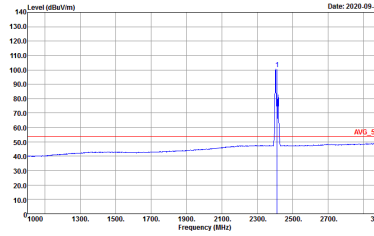


2.4GHz 2400~2483.5MHz

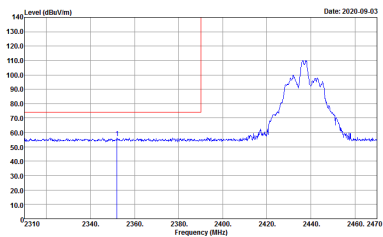
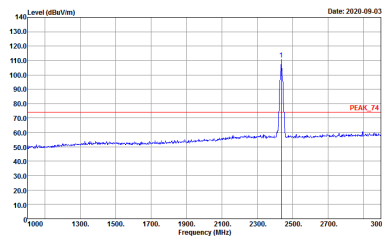
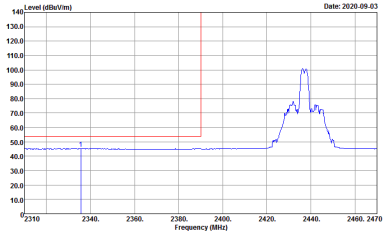
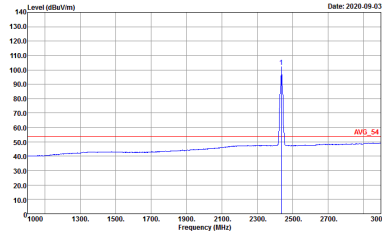
WIFI 802.11ax HE20 Partial 26 (Band Edge @ 3m)

WIFI	2.4GHz 2400~2483.5MHz Band Edge @ 3m	
ANT	802.11ax HE20 Partial 26/0 CH01 2412MHz	
0+1	Horizontal	Fundamental
Peak	 <p>Site : 03CH15-HY            Condition : PEAK_BE_74 3m 91200_15_1620 HORIZONTAL            Detector : Peak            Project : 041657</p>	 <p>Site : 03CH15-HY            Condition : PEAK_74 3m 91200_15_1620 HORIZONTAL            Detector : Peak            Project : 041657</p>
Avg.	 <p>Site : 03CH15-HY            Condition : AVG_BE_54 3m 91200_15_1620 HORIZONTAL            Detector : Peak            Project : 041657</p>	 <p>Site : 03CH15-HY            Condition : AVG_54 3m 91200_15_1620 HORIZONTAL            Detector : Peak            Project : 041657</p>



WIFI	2.4GHz 2400~2483.5MHz Band Edge @ 3m	
ANT	802.11ax HE20 Partial 26/0 CH01 2412MHz	
0+1	Vertical	Fundamental
Peak	 <p>Site : 03CH15-HY            Condition : PEAK_BE_74 3m 91200_15_1620 VERTICAL            Detector : Peak            Project : 041657</p>	 <p>Site : 03CH15-HY            Condition : PEAK_74 3m 91200_15_1620 VERTICAL            Detector : Peak            Project : 041657</p>
Avg.	 <p>Site : 03CH15-HY            Condition : AVG_BE_54 3m 91200_15_1620 VERTICAL            Detector : Peak            Project : 041657</p>	 <p>Site : 03CH15-HY            Condition : AVG_54 3m 91200_15_1620 VERTICAL            Detector : Peak            Project : 041657</p>



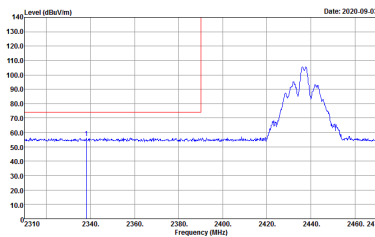
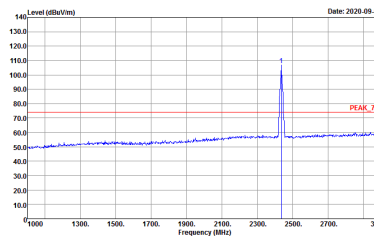
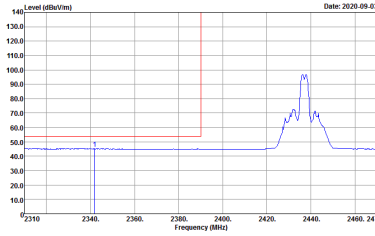
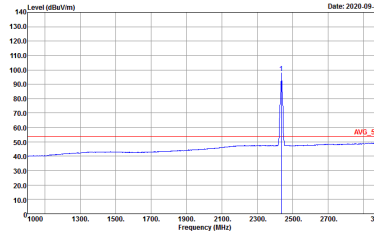
WIFI	2.4GHz 2400~2483.5MHz Band Edge @ 3m	
ANT	802.11ax HE20 Partial 26/4 CH06 2437MHz - L	
0+1	Horizontal	Fundamental
<p><b>Peak</b></p>	 <p>Date: 2020-09-03</p> <p>Site : 03CH15-HY            Condition : PEAK_BE_74 3m 91200_15_1620 HORIZONTAL            : RBW:1000.000KHz VBW:3000.000KHz SWT:Auto            Detector : Peak            Project : 041657</p>	 <p>Date: 2020-09-03</p> <p>Site : 03CH15-HY            Condition : PEAK_74 3m 91200_15_1620 HORIZONTAL            : RBW:1000.000KHz VBW:3000.000KHz SWT:Auto            Detector : Peak            Project : 041657</p>
<p><b>Avg.</b></p>	 <p>Date: 2020-09-03</p> <p>Site : 03CH15-HY            Condition : AVG_BE_54 3m 91200_15_1620 HORIZONTAL            : RBW:1000.000KHz VBW:3000.000KHz SWT:Auto            Detector : Peak            Project : 041657</p>	 <p>Date: 2020-09-03</p> <p>Site : 03CH15-HY            Condition : AVG_54 3m 91200_15_1620 HORIZONTAL            : RBW:1000.000KHz VBW:3000.000KHz SWT:Auto            Detector : Peak            Project : 041657</p>



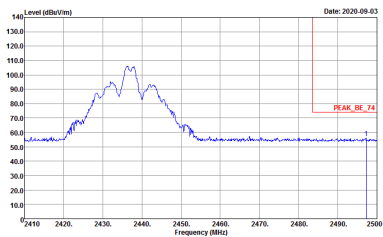
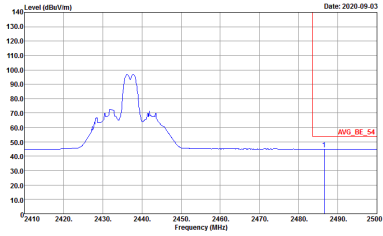
WIFI	2.4GHz 2400~2483.5MHz Band Edge @ 3m	
ANT	802.11ax HE20 Partial 26/4 CH06 2437MHz - R	
0+1	Horizontal	Fundamental
Peak	<p>Site : 03CH15-HY Condition : PEAK_BE_74 3m 91200_15_1620 HORIZONTAL Detector : Peak Project : 041657</p>	Left blank
Avg.	<p>Site : 03CH15-HY Condition : AVG_BE_54 3m 91200_15_1620 HORIZONTAL Detector : Peak Project : 041657</p>	Left blank



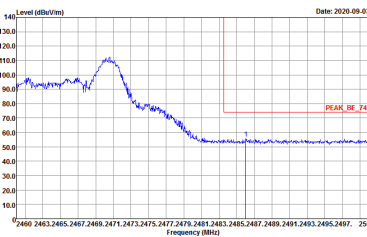
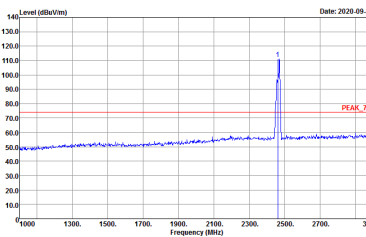
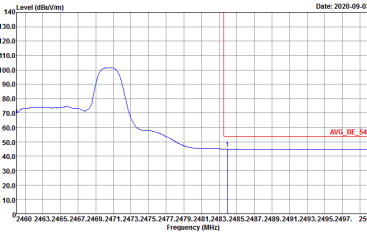
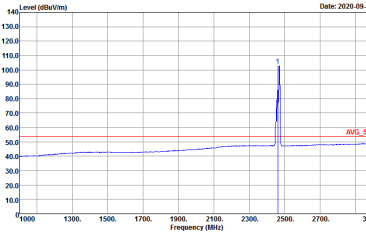


WIFI	2.4GHz 2400~2483.5MHz Band Edge @ 3m	
ANT	802.11ax HE20 Partial 26/4 CH06 2437MHz - L	
0+1	Vertical	Fundamental
Peak	 <p>Date: 2020-09-03</p> <p>Site : 03CH15-HY            Condition : PEAK_BE_74 3m 91200_15_1620 VERTICAL            : RBW:1000.000KHz VBW:3000.000KHz SWT:Auto            Detector : Peak            Project : 041657</p>	 <p>Date: 2020-09-03</p> <p>Site : 03CH15-HY            Condition : PEAK_74 3m 91200_15_1620 VERTICAL            : RBW:1000.000KHz VBW:3000.000KHz SWT:Auto            Detector : Peak            Project : 041657</p>
Avg.	 <p>Date: 2020-09-03</p> <p>Site : 03CH15-HY            Condition : AVG_BE_54 3m 91200_15_1620 VERTICAL            : RBW:1000.000KHz VBW:0.010KHz SWT:Auto            Detector : Peak            Project : 041657</p>	 <p>Date: 2020-09-03</p> <p>Site : 03CH15-HY            Condition : AVG_54 3m 91200_15_1620 VERTICAL            : RBW:1000.000KHz VBW:0.010KHz SWT:Auto            Detector : Peak            Project : 041657</p>

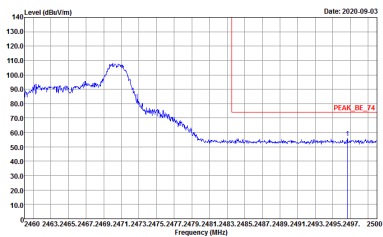
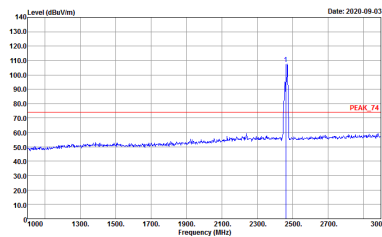
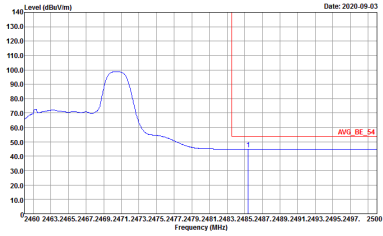


WIFI	2.4GHz 2400~2483.5MHz Band Edge @ 3m	
ANT	802.11ax HE20 Partial 26/4 CH06 2437MHz - R	
0+1	Vertical	Fundamental
<p><b>Peak</b></p>	 <p>Site : 03CH15-HY            Condition : PEAK_BE_74 3m 91200_15_1620 VERTICAL            Detector : Peak            Project : 041657</p>	<p>Left Blank</p>
<p><b>Avg.</b></p>	 <p>Site : 03CH15-HY            Condition : AVG_BE_54 3m 91200_15_1620 VERTICAL            Detector : Peak            Project : 041657</p>	<p>Left Blank</p>



WIFI	2.4GHz 2400~2483.5MHz Band Edge @ 3m	
ANT	802.11ax HE20 Partial 26/8 CH11 2462MHz	
0+1	Horizontal	Fundamental
Peak	 <p>Date: 2020-09-03</p> <p>Site : 03CH15-HY Condition : PEAK_BE_74 3m 91200_15_1620 HORIZONTAL Detector : Peak Project : 041657</p>	 <p>Date: 2020-09-03</p> <p>Site : 03CH15-HY Condition : PEAK_74 3m 91200_15_1620 HORIZONTAL Detector : Peak Project : 041657</p>
Avg.	 <p>Date: 2020-09-03</p> <p>Site : 03CH15-HY Condition : AVG_BE_54 3m 91200_15_1620 HORIZONTAL Detector : Peak Project : 041657</p>	 <p>Date: 2020-09-03</p> <p>Site : 03CH15-HY Condition : AVG_54 3m 91200_15_1620 HORIZONTAL Detector : Peak Project : 041657</p>

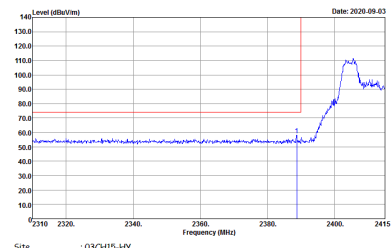
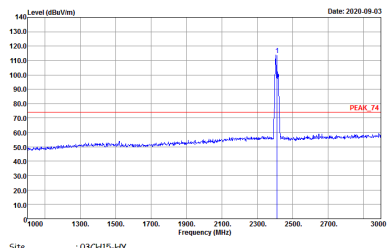
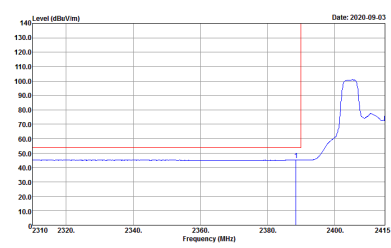
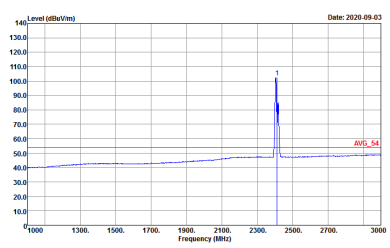


WIFI	2.4GHz 2400~2483.5MHz Band Edge @ 3m	
ANT	802.11ax HE20 Partial 26/8 CH11 2462MHz	
0+1	Vertical	Fundamental
Peak	 <p>Site : 03CH15-HY          Condition : PEAK_BE_74 3m 91200_15_1620 VERTICAL          Detector : Peak          Project : 041657</p>	 <p>Site : 03CH15-HY          Condition : PEAK_74 3m 91200_15_1620 VERTICAL          Detector : Peak          Project : 041657</p>
Avg.	 <p>Site : 03CH15-HY          Condition : AVG_BE_54 3m 91200_15_1620 VERTICAL          Detector : Peak          Project : 041657</p>	 <p>Site : 03CH15-HY          Condition : AVG_54 3m 91200_15_1620 VERTICAL          Detector : Peak          Project : 041657</p>

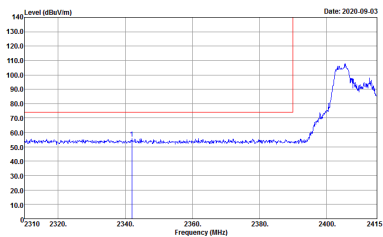
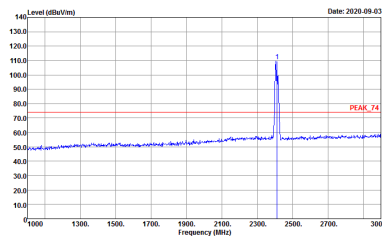
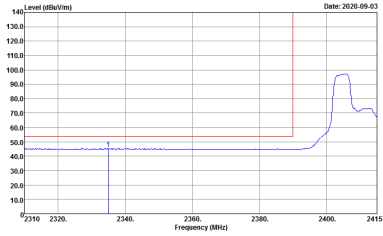


2.4GHz 2400~2483.5MHz

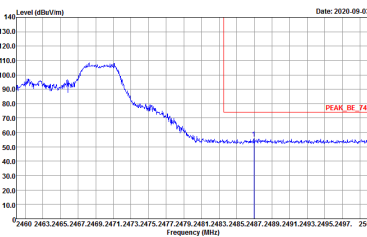
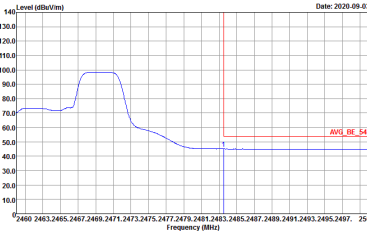
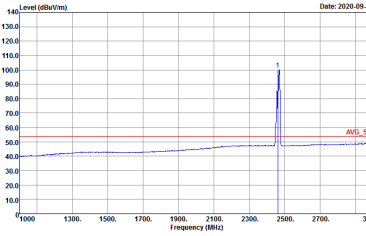
WIFI 802.11ax HE20 Partial 52 (Band Edge @ 3m)

WIFI	2.4GHz 2400~2483.5MHz Band Edge @ 3m	
ANT	802.11ax HE20 Partial 52/37 CH01 2412MHz	
0+1	Horizontal	Fundamental
Peak	 <p>Site : 03CH15-HY            Condition : PEAK_BE_74 3m 91200_15_1620 HORIZONTAL            Detector : Peak            Project : 041657</p>	 <p>Site : 03CH15-HY            Condition : PEAK_74 3m 91200_15_1620 HORIZONTAL            Detector : Peak            Project : 041657</p>
Avg.	 <p>Site : 03CH15-HY            Condition : AV6_BE_54 3m 91200_15_1620 HORIZONTAL            Detector : Peak            Project : 041657</p>	 <p>Site : 03CH15-HY            Condition : AV6_54 3m 91200_15_1620 HORIZONTAL            Detector : Peak            Project : 041657</p>

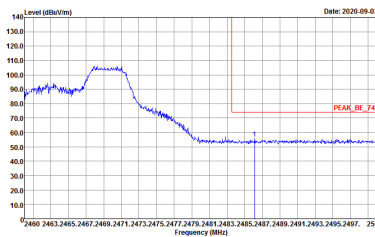
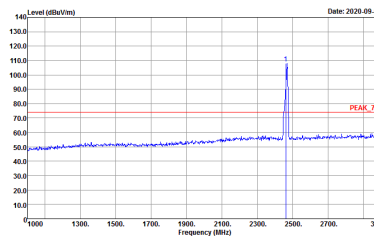
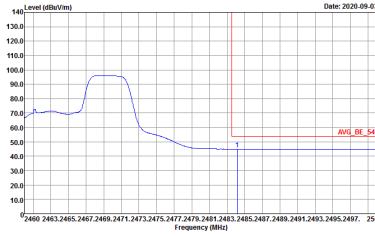
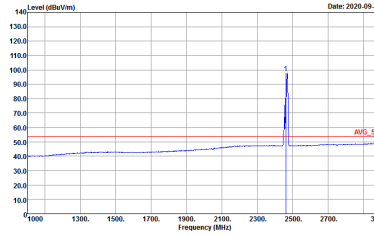


WIFI	2.4GHz 2400~2483.5MHz Band Edge @ 3m	
ANT	802.11ax HE20 Partial 52/37 CH01 2412MHz	
0+1	Vertical	Fundamental
Peak	 <p>Site : 03CH15-HY          Condition : PEAK_BE_74 3m 91200_15_1620 VERTICAL          RBW:1000.000KHz VBW:3000.000KHz SWT:Auto          Detector : Peak          Project : 041657</p>	 <p>Site : 03CH15-HY          Condition : PEAK_74 3m 91200_15_1620 VERTICAL          RBW:1000.000KHz VBW:3000.000KHz SWT:Auto          Detector : Peak          Project : 041657</p>
Avg.	 <p>Site : 03CH15-HY          Condition : AVG_BE_54 3m 91200_15_1620 VERTICAL          RBW:1000.000KHz VBW:0.010KHz SWT:Auto          Detector : Peak          Project : 041657</p>	 <p>Site : 03CH15-HY          Condition : AVG_54 3m 91200_15_1620 VERTICAL          RBW:1000.000KHz VBW:0.010KHz SWT:Auto          Detector : Peak          Project : 041657</p>



WIFI	2.4GHz 2400~2483.5MHz Band Edge @ 3m	
ANT	802.11ax HE20 Partial 52/40 CH11 2462MHz	
0+1	Horizontal	Fundamental
Peak	 <p>Date: 2020-09-03</p> <p>Site : 03CH15-HY          Condition : PEAK_BE_74 3m 91200_15_1620 HORIZONTAL          RBW:1000.000KHz VBW:3000.000KHz SWT:Auto          Detector : Peak          Project : 041657</p>	 <p>Date: 2020-09-03</p> <p>Site : 03CH15-HY          Condition : PEAK_74 3m 91200_15_1620 HORIZONTAL          RBW:1000.000KHz VBW:3000.000KHz SWT:Auto          Detector : Peak          Project : 041657</p>
Avg.	 <p>Date: 2020-09-03</p> <p>Site : 03CH15-HY          Condition : AVG_BE_54 3m 91200_15_1620 HORIZONTAL          RBW:1000.000KHz VBW:0.010KHz SWT:Auto          Detector : Peak          Project : 041657</p>	 <p>Date: 2020-09-03</p> <p>Site : 03CH15-HY          Condition : AVG_54 3m 91200_15_1620 HORIZONTAL          RBW:1000.000KHz VBW:0.010KHz SWT:Auto          Detector : Peak          Project : 041657</p>



WIFI	2.4GHz 2400~2483.5MHz Fundamental @ 3m	
ANT	802.11ax HE20 Partial 52/40 CH11 2462MHz	
0+1	Vertical	Fundamental
Peak	 <p>Date: 2020-09-03</p> <p>Site : 03CH15-HY            Condition : PEAK_BE_74 3m 91200_15_1620 VERTICAL            : RBW:1000.000KHz VBW:3000.000KHz SWT:Auto            Detector : Peak            Project : 041657</p>	 <p>Date: 2020-09-03</p> <p>Site : 03CH15-HY            Condition : PEAK_74 3m 91200_15_1620 VERTICAL            : RBW:1000.000KHz VBW:3000.000KHz SWT:Auto            Detector : Peak            Project : 041657</p>
Avg.	 <p>Date: 2020-09-03</p> <p>Site : 03CH15-HY            Condition : AVG_BE_54 3m 91200_15_1620 VERTICAL            : RBW:1000.000KHz VBW:0.010KHz SWT:Auto            Detector : Peak            Project : 041657</p>	 <p>Date: 2020-09-03</p> <p>Site : 03CH15-HY            Condition : AVG_54 3m 91200_15_1620 VERTICAL            : RBW:1000.000KHz VBW:0.010KHz SWT:Auto            Detector : Peak            Project : 041657</p>



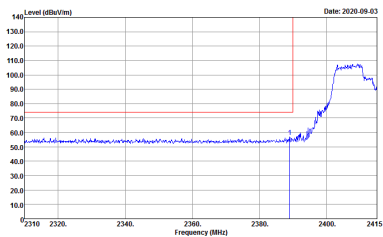
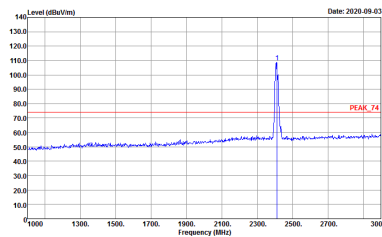
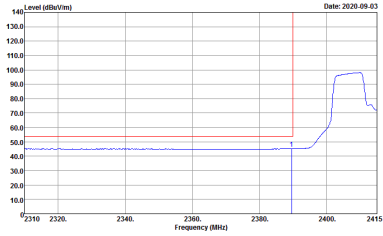
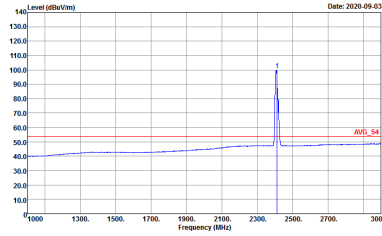


2.4GHz 2400~2483.5MHz

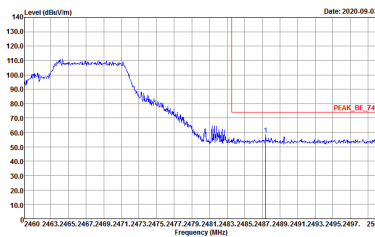
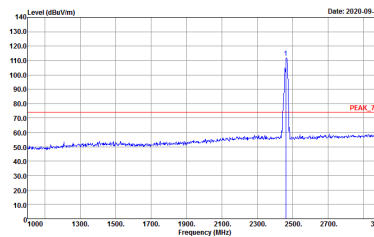
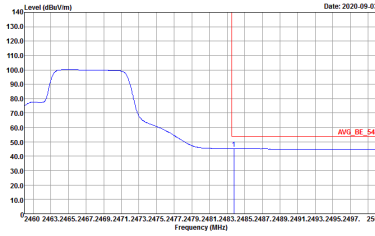
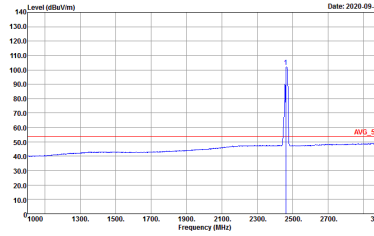
WIFI 802.11ax HE20 Partial 106 (Band Edge @ 3m)

WIFI	2.4GHz 2400~2483.5MHz Band Edge @ 3m	
ANT	802.11ax HE20 Partial 106/53 CH01 2412MHz	
0+1	Horizontal	Fundamental
Peak	<p>Site : 03CH15-HY            Condition : PEAK_BE_74 3m 91200_15_1620 HORIZONTAL            Detector : Peak            Project : 041657</p>	<p>Site : 03CH15-HY            Condition : PEAK_74 3m 91200_15_1620 HORIZONTAL            Detector : Peak            Project : 041657</p>
Avg.	<p>Site : 03CH15-HY            Condition : AVG_BE_54 3m 91200_15_1620 HORIZONTAL            Detector : Peak            Project : 041657</p>	<p>Site : 03CH15-HY            Condition : AVG_54 3m 91200_15_1620 HORIZONTAL            Detector : Peak            Project : 041657</p>

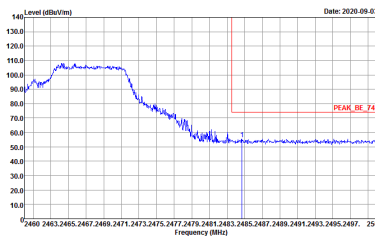
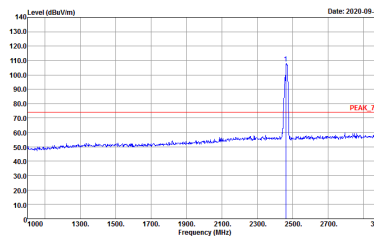
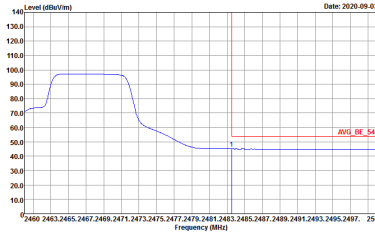
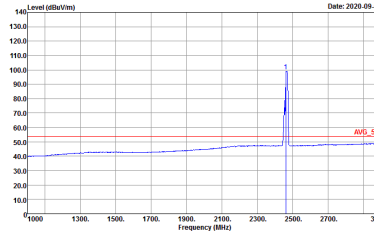


WIFI	2.4GHz 2400~2483.5MHz Band Edge @ 3m	
ANT	802.11ax HE20 Partial 106/53 CH01 2412MHz	
0+1	Vertical	Fundamental
Peak	 <p>Site : 03CH15-HY          Condition : PEAK_BE_74 3m 91200_15_1620 VERTICAL          Detector : Peak          Project : 041657</p>	 <p>Site : 03CH15-HY          Condition : PEAK_74 3m 91200_15_1620 VERTICAL          Detector : Peak          Project : 041657</p>
Avg.	 <p>Site : 03CH15-HY          Condition : AVG_BE_54 3m 91200_15_1620 VERTICAL          Detector : Peak          Project : 041657</p>	 <p>Site : 03CH15-HY          Condition : AVG_54 3m 91200_15_1620 VERTICAL          Detector : Peak          Project : 041657</p>



WIFI	2.4GHz 2400~2483.5MHz Band Edge @ 3m	
ANT	802.11ax HE20 Partial 106/54 CH11 2462MHz	
0+1	Horizontal	Fundamental
Peak	 <p>Site : 03CH15-HY          Condition : PEAK_BE_74 3m 91200_15_1620 HORIZONTAL          Detector : Peak          Project : 041657</p>	 <p>Site : 03CH15-HY          Condition : PEAK_74 3m 91200_15_1620 HORIZONTAL          Detector : Peak          Project : 041657</p>
Avg.	 <p>Site : 03CH15-HY          Condition : AVG_BE_54 3m 91200_15_1620 HORIZONTAL          Detector : Peak          Project : 041657</p>	 <p>Site : 03CH15-HY          Condition : AVG_54 3m 91200_15_1620 HORIZONTAL          Detector : Peak          Project : 041657</p>

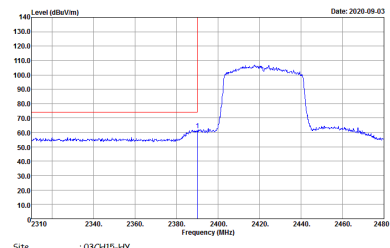
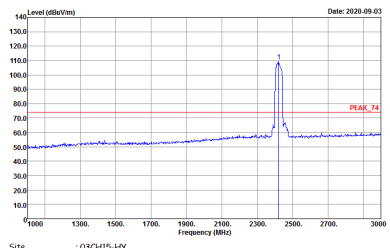
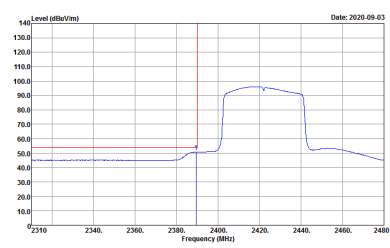
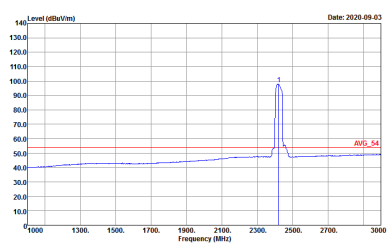


WIFI	2.4GHz 2400~2483.5MHz Band Edge @ 3m	
ANT	802.11ax HE20 Partial 106/54 CH11 2462MHz	
0+1	Vertical	Fundamental
Peak	 <p>Date: 2020-09-03</p> <p>Site : 03CH15-HY            Condition : PEAK_BE_74 3m 91200_15_1620 VERTICAL            : RBW:1000.000KHz VBW:3000.000KHz SWT:Auto            Detector : Peak            Project : 041657</p>	 <p>Date: 2020-09-03</p> <p>Site : 03CH15-HY            Condition : PEAK_74 3m 91200_15_1620 VERTICAL            : RBW:1000.000KHz VBW:3000.000KHz SWT:Auto            Detector : Peak            Project : 041657</p>
Avg.	 <p>Date: 2020-09-03</p> <p>Site : 03CH15-HY            Condition : AVG_BE_54 3m 91200_15_1620 VERTICAL            : RBW:1000.000KHz VBW:0.010KHz SWT:Auto            Detector : Peak            Project : 041657</p>	 <p>Date: 2020-09-03</p> <p>Site : 03CH15-HY            Condition : AVG_54 3m 91200_15_1620 VERTICAL            : RBW:1000.000KHz VBW:0.010KHz SWT:Auto            Detector : Peak            Project : 041657</p>

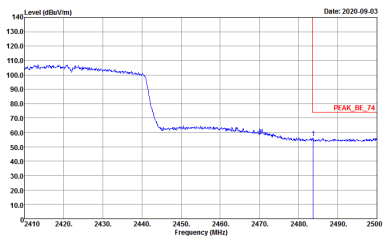
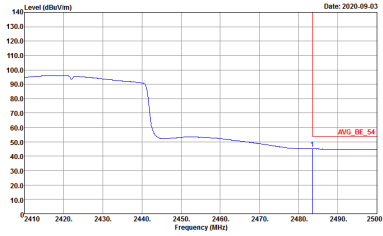


2.4GHz 2400~2483.5MHz

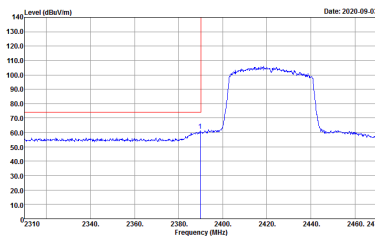
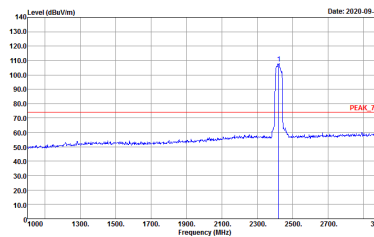
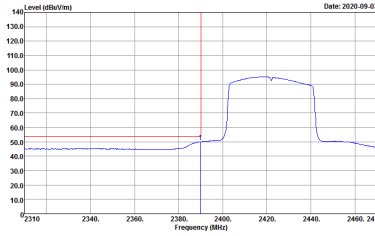
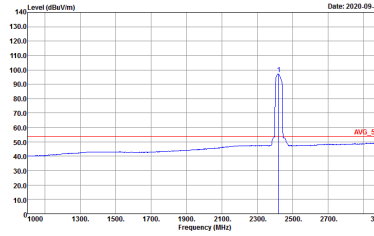
WIFI 802.11ax HE40 Full (Band Edge @ 3m)

WIFI	2.4GHz 2400~2483.5MHz Band Edge @ 3m	
ANT	802.11ax HE40 Full CH03 2422MHz - L	
0+1	Horizontal	Fundamental
Peak	 <p>Site : 03CH15-HY            Condition : PEAK_BE_74 3m 91200_15_1620 HORIZONTAL            : RBW:1000.000KHz VBW:3000.000KHz SWT:Auto            Detector : Peak            Project : 041657</p>	 <p>Site : 03CH15-HY            Condition : PEAK_74 3m 91200_15_1620 HORIZONTAL            : RBW:1000.000KHz VBW:3000.000KHz SWT:Auto            Detector : Peak            Project : 041657</p>
Avg.	 <p>Site : 03CH15-HY            Condition : AVG_BE_54 3m 91200_15_1620 HORIZONTAL            : RBW:1000.000KHz VBW:0.010KHz SWT:Auto            Detector : Peak            Project : 041657</p>	 <p>Site : 03CH15-HY            Condition : AVG_54 3m 91200_15_1620 HORIZONTAL            : RBW:1000.000KHz VBW:0.010KHz SWT:Auto            Detector : Peak            Project : 041657</p>



WIFI	2.4GHz 2400~2483.5MHz Band Edge @ 3m	
ANT	802.11ax HE40 Full CH03 2422MHz - R	
0+1	Horizontal	Fundamental
<p><b>Peak</b></p>	 <p>Site : 03CH15-HY            Condition : PEAK_BE_74 3m 91200_15_1620 HORIZONTAL            Detector : Peak            Project : 041657</p>	<p>Left blank</p>
<p><b>Avg.</b></p>	 <p>Site : 03CH15-HY            Condition : AVG_BE_54 3m 91200_15_1620 HORIZONTAL            Detector : Peak            Project : 041657</p>	<p>Left blank</p>



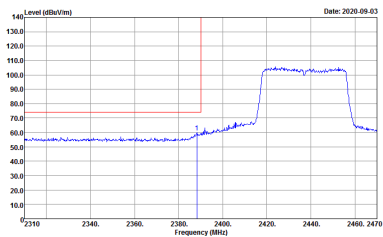
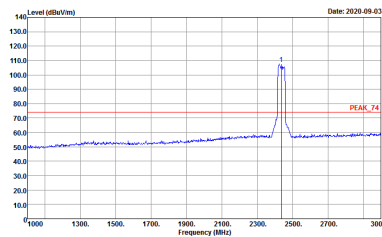
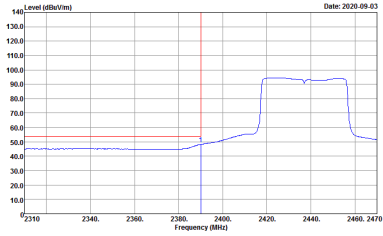
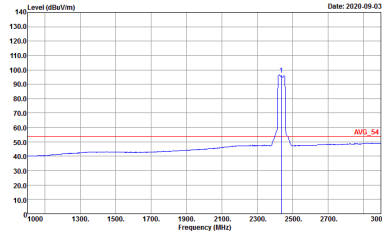
WIFI	2.4GHz 2400~2483.5MHz Band Edge @ 3m	
ANT	802.11ax HE40 Full CH03 2422MHz - L	
0+1	Vertical	Fundamental
Peak	 <p>Date: 2020-09-03</p> <p>Site : 03CH15-HY            Condition : PEAK_BE_74 3m 91200_15_1620 VERTICAL            : RBW:1000.000KHz VBW:3000.000KHz SWT:Auto            Detector : Peak            Project : 041657</p>	 <p>Date: 2020-09-03</p> <p>Site : 03CH15-HY            Condition : PEAK_74 3m 91200_15_1620 VERTICAL            : RBW:1000.000KHz VBW:3000.000KHz SWT:Auto            Detector : Peak            Project : 041657</p>
Avg.	 <p>Date: 2020-09-03</p> <p>Site : 03CH15-HY            Condition : AVG_BE_54 3m 91200_15_1620 VERTICAL            : RBW:1000.000KHz VBW:0.010KHz SWT:Auto            Detector : Peak            Project : 041657</p>	 <p>Date: 2020-09-03</p> <p>Site : 03CH15-HY            Condition : AVG_54 3m 91200_15_1620 VERTICAL            : RBW:1000.000KHz VBW:0.010KHz SWT:Auto            Detector : Peak            Project : 041657</p>



WIFI	2.4GHz 2400~2483.5MHz Band Edge @ 3m	
ANT	802.11ax HE40 Full CH03 2422MHz - R	
0+1	Vertical	Fundamental
Peak	<p>Site : 03CH15-HY Condition : PEAK_BE_74 3m 91200_15_1620 VERTICAL Detector : Peak Project : 041657</p>	Left blank
Avg.	<p>Site : 03CH15-HY Condition : AVG_BE_54 3m 91200_15_1620 VERTICAL Detector : Peak Project : 041657</p>	Left blank



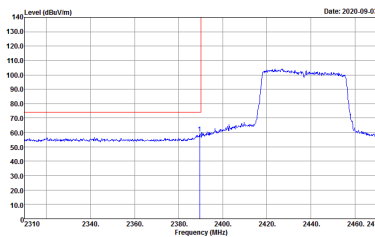
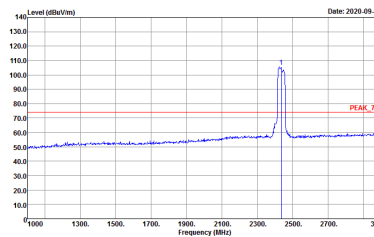
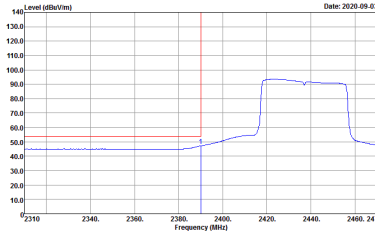
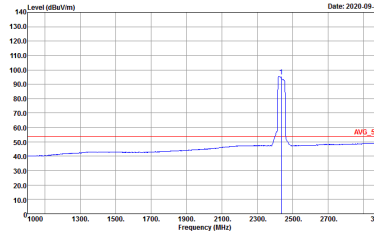


WIFI	2.4GHz 2400~2483.5MHz Band Edge @ 3m	
ANT	802.11ax HE40 Full CH06 2437MHz - L	
0+1	Horizontal	Fundamental
Peak	 <p>Site : 03CH15-HY  Condition : PEAK_BE_74 3m 91200_15_1620 HORIZONTAL  : RBW:1000.000KHz VBW:3000.000KHz SWT:Auto  Detector : Peak  Project : 041657</p>	 <p>Site : 03CH15-HY  Condition : PEAK_74 3m 91200_15_1620 HORIZONTAL  : RBW:1000.000KHz VBW:3000.000KHz SWT:Auto  Detector : Peak  Project : 041657</p>
Avg.	 <p>Site : 03CH15-HY  Condition : AVG_BE_54 3m 91200_15_1620 HORIZONTAL  : RBW:1000.000KHz VBW:0.010KHz SWT:Auto  Detector : Peak  Project : 041657</p>	 <p>Site : 03CH15-HY  Condition : AVG_54 3m 91200_15_1620 HORIZONTAL  : RBW:1000.000KHz VBW:0.010KHz SWT:Auto  Detector : Peak  Project : 041657</p>

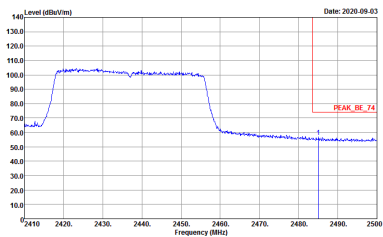
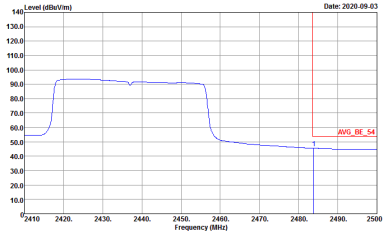


WIFI	2.4GHz 2400~2483.5MHz Band Edge @ 3m	
ANT	802.11ax HE40 Full CH06 2437MHz - R	
0+1	Horizontal	Fundamental
Peak	<p>Site : 03CH15-HY Condition : PEAK_BE_74 3m 91200_15_1620 HORIZONTAL Detector : Peak Project : 041657</p>	Left blank
Avg.	<p>Site : 03CH15-HY Condition : AVG_BE_54 3m 91200_15_1620 HORIZONTAL Detector : Peak Project : 041657</p>	Left blank

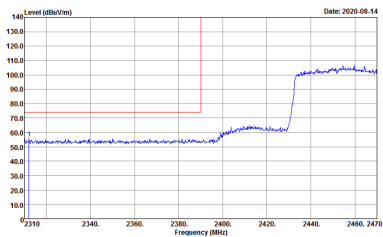
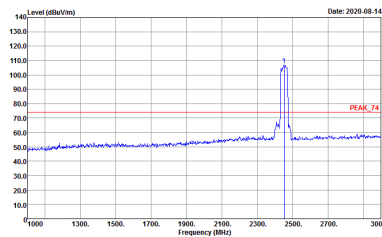
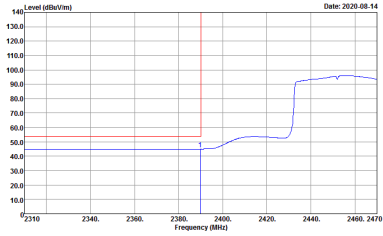
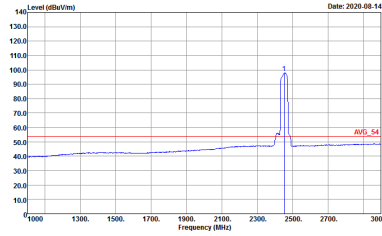


WIFI	2.4GHz 2400~2483.5MHz Band Edge @ 3m	
ANT	802.11ax HE40 Full CH06 2437MHz - L	
0+1	Vertical	Fundamental
Peak	 <p>Site : 03CH15-HY            Condition : PEAK_BE_74 3m 91200_15_1620 VERTICAL            : RBW:1000.000KHz VBW:3000.000KHz SWT:Auto            Detector : Peak            Project : 041657</p>	 <p>Site : 03CH15-HY            Condition : PEAK_74 3m 91200_15_1620 VERTICAL            : RBW:1000.000KHz VBW:3000.000KHz SWT:Auto            Detector : Peak            Project : 041657</p>
Avg.	 <p>Site : 03CH15-HY            Condition : AVG_BE_54 3m 91200_15_1620 VERTICAL            : RBW:1000.000KHz VBW:0.010KHz SWT:Auto            Detector : Peak            Project : 041657</p>	 <p>Site : 03CH15-HY            Condition : AVG_54 3m 91200_15_1620 VERTICAL            : RBW:1000.000KHz VBW:0.010KHz SWT:Auto            Detector : Peak            Project : 041657</p>



WIFI	2.4GHz 2400~2483.5MHz Band Edge @ 3m	
ANT	802.11ax HE40 Full CH06 2437MHz - R	
0+1	Vertical	Fundamental
<p><b>Peak</b></p>	 <p>Site : 03CH15-HY            Condition : PEAK_BE_74 3m 91200_15_1620 VERTICAL            RBW:1000.000kHz VBW:3000.000kHz SWT:Auto            Detector : Peak            Project : 041657</p>	<p>Left blank</p>
<p><b>Avg.</b></p>	 <p>Site : 03CH15-HY            Condition : AVG_BE_54 3m 91200_15_1620 VERTICAL            RBW:1000.000kHz VBW:3000.000kHz SWT:Auto            Detector : Peak            Project : 041657</p>	<p>Left blank</p>

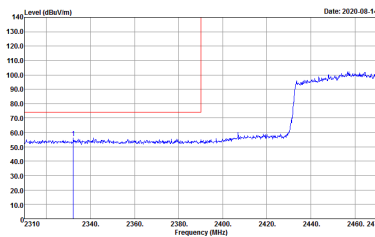
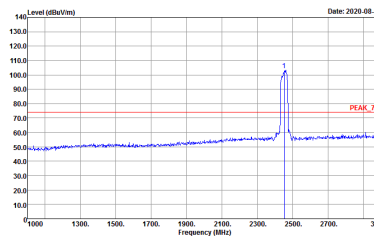
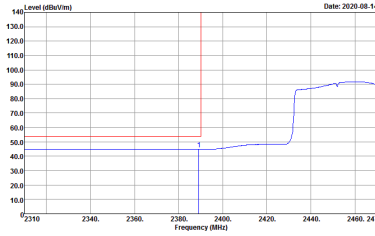
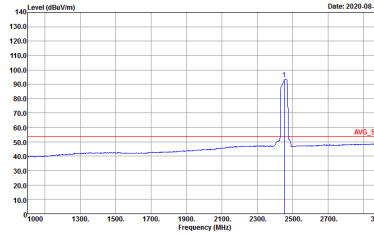


WIFI	2.4GHz 2400~2483.5MHz Band Edge @ 3m	
ANT	802.11ax HE40 Full CH09 2452MHz - L	
0+1	Horizontal	Fundamental
Peak	 <p>Site : 03CH15-HY            Condition : PEAK_BE_74 3m 91200_15_1620 HORIZONTAL            : RBW:1000.000KHz VBW:3000.000KHz SWT:Auto            Detector : Peak            Project : 041657</p>	 <p>Site : 03CH15-HY            Condition : PEAK_74 3m 91200_15_1620 HORIZONTAL            : RBW:1000.000KHz VBW:3000.000KHz SWT:Auto            Detector : Peak            Project : 041657</p>
Avg.	 <p>Site : 03CH15-HY            Condition : AVG_BE_54 3m 91200_15_1620 HORIZONTAL            : RBW:1000.000KHz VBW:0.010KHz SWT:Auto            Detector : Peak            Project : 041657</p>	 <p>Site : 03CH15-HY            Condition : AVG_54 3m 91200_15_1620 HORIZONTAL            : RBW:1000.000KHz VBW:0.010KHz SWT:Auto            Detector : Peak            Project : 041657</p>

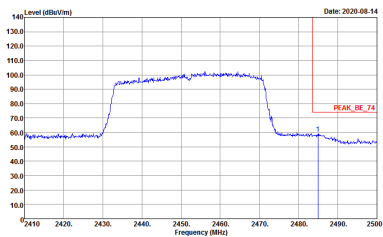
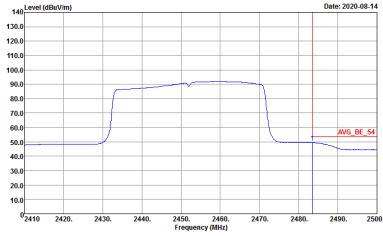


WIFI	2.4GHz 2400~2483.5MHz Band Edge @ 3m	
ANT	802.11ax HE40 Full CH09 2452MHz - R	
0+1	Horizontal	Fundamental
Peak	<p>Site : 03CH15-HY Condition : PEAK_BE_74 3m 91200_15_1620 HORIZONTAL Detector : Peak Project : 041657</p>	Left blank
Avg.	<p>Site : 03CH15-HY Condition : AVG_BE_54 3m 91200_15_1620 HORIZONTAL Detector : Peak Project : 041657</p>	Left blank



WIFI	2.4GHz 2400~2483.5MHz Band Edge @ 3m	
ANT	802.11ax HE40 Full CH09 2452MHz - L	
0+1	Vertical	Fundamental
Peak	 <p>Site : 03CH15-HY            Condition : PEAK_BE_74 3m 91200_15_1620 VERTICAL            : RBW:1000.000KHz VBW:3000.000KHz SWT:Auto            Detector : Peak            Project : 041657</p>	 <p>Site : 03CH15-HY            Condition : PEAK_74 3m 91200_15_1620 VERTICAL            : RBW:1000.000KHz VBW:3000.000KHz SWT:Auto            Detector : Peak            Project : 041657</p>
Avg.	 <p>Site : 03CH15-HY            Condition : AVG_BE_54 3m 91200_15_1620 VERTICAL            : RBW:1000.000KHz VBW:0.010KHz SWT:Auto            Detector : Peak            Project : 041657</p>	 <p>Site : 03CH15-HY            Condition : AVG_54 3m 91200_15_1620 VERTICAL            : RBW:1000.000KHz VBW:0.010KHz SWT:Auto            Detector : Peak            Project : 041657</p>



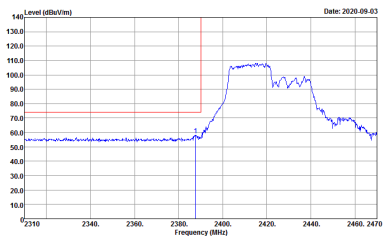
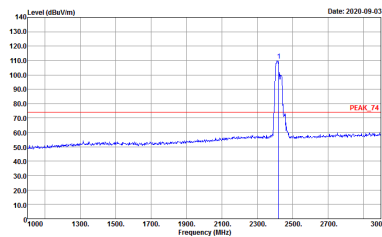
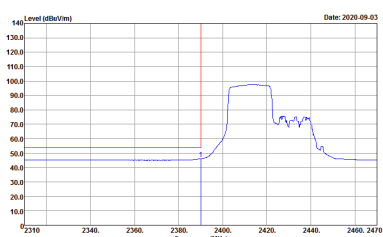
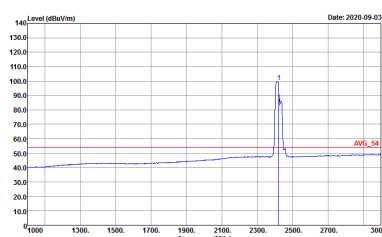
WIFI	2.4GHz 2400~2483.5MHz Band Edge @ 3m	
ANT	802.11ax HE40 Full CH09 2452MHz - R	
0+1	Vertical	Fundamental
<p><b>Peak</b></p>	 <p>Site : 03CH15-HY            Condition : PEAK_BE_74 3m 91200_15_1620 VERTICAL            Detector : Peak            Project : 041657</p>	<p>Left blank</p>
<p><b>Avg.</b></p>	 <p>Site : 03CH15-HY            Condition : AVG_BE_54 3m 91200_15_1620 VERTICAL            Detector : Peak            Project : 041657</p>	<p>Left blank</p>



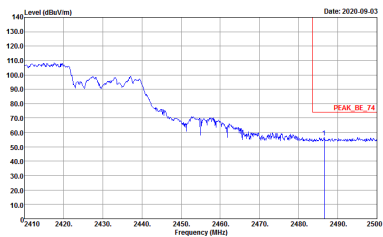
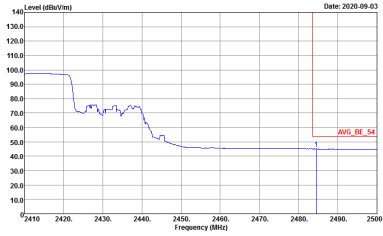


2.4GHz 2400~2483.5MHz

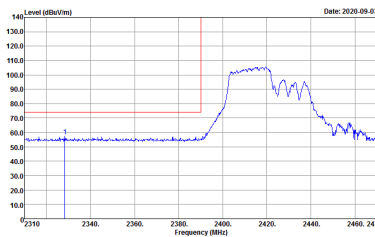
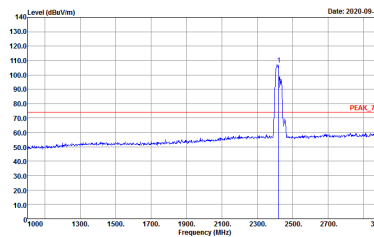
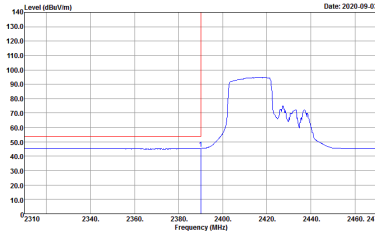
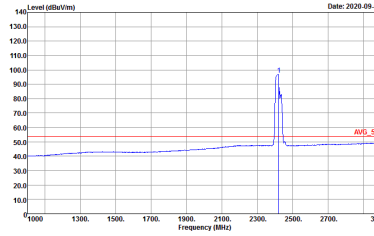
WIFI 802.11ax HE40 Partial 242 (Band Edge @ 3m)

WIFI	2.4GHz 2400~2483.5MHz Band Edge @ 3m	
ANT	802.11ax HE40 Partial 242/61 CH03 2422MHz - L	
0+1	Horizontal	Fundamental
Peak	 <p>Site : 03CH15-HY            Condition : PEAK_BE_74 3m 91200_15_1620 HORIZONTAL            RBW:1000.000KHz VBW:3000.000KHz SWT:Auto            Detector : Peak            Project : 041657</p>	 <p>Site : 03CH15-HY            Condition : PEAK_74 3m 91200_15_1620 HORIZONTAL            RBW:1000.000KHz VBW:3000.000KHz SWT:Auto            Detector : Peak            Project : 041657</p>
Avg.	 <p>Site : 03CH15-HY            Condition : AVG_BE_54 3m 91200_15_1620 HORIZONTAL            RBW:1000.000KHz VBW:0.010KHz SWT:Auto            Detector : Peak            Project : 041657</p>	 <p>Site : 03CH15-HY            Condition : AVG_54 3m 91200_15_1620 HORIZONTAL            RBW:1000.000KHz VBW:0.010KHz SWT:Auto            Detector : Peak            Project : 041657</p>

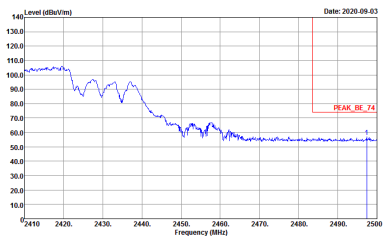
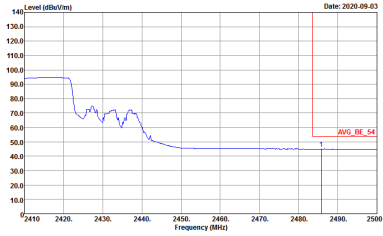


WIFI	2.4GHz 2400~2483.5MHz Band Edge @ 3m	
ANT	802.11ax HE40 Partial 242/61 CH03 2422MHz - R	
0+1	Horizontal	Fundamental
<p><b>Peak</b></p>	 <p>Site : 03CH15-HY            Condition : PEAK_BE_74 3m 91200_15_1620 HORIZONTAL            Detector : Peak            Project : 041657</p>	<p>Left blank</p>
<p><b>Avg.</b></p>	 <p>Site : 03CH15-HY            Condition : AVG_BE_54 3m 91200_15_1620 HORIZONTAL            Detector : Peak            Project : 041657</p>	<p>Left blank</p>

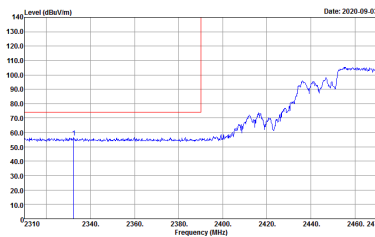
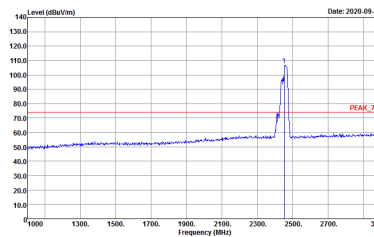
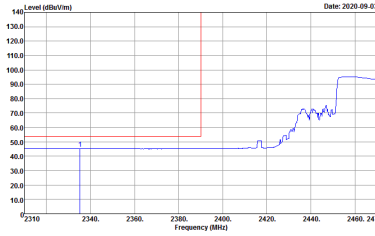
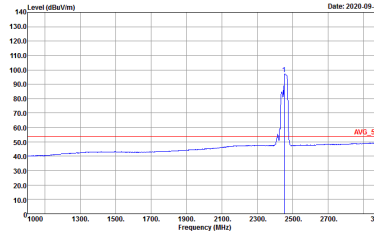


WIFI	2.4GHz 2400~2483.5MHz Band Edge @ 3m	
ANT	802.11ax HE40 Partial 242/61 CH03 2422MHz - L	
0+1	Vertical	Fundamental
Peak	 <p>Date: 2020-09-03</p> <p>Site : 03CH15-HY            Condition : PEAK_BE_74 3m 91200_15_1620 VERTICAL            : RBW:1000.000KHz VBW:3000.000KHz SWT:Auto            Detector : Peak            Project : 041657</p>	 <p>Date: 2020-09-03</p> <p>Site : 03CH15-HY            Condition : PEAK_74 3m 91200_15_1620 VERTICAL            : RBW:1000.000KHz VBW:3000.000KHz SWT:Auto            Detector : Peak            Project : 041657</p>
Avg.	 <p>Date: 2020-09-03</p> <p>Site : 03CH15-HY            Condition : AVG_BE_54 3m 91200_15_1620 VERTICAL            : RBW:1000.000KHz VBW:0.010KHz SWT:Auto            Detector : Peak            Project : 041657</p>	 <p>Date: 2020-09-03</p> <p>Site : 03CH15-HY            Condition : AVG_54 3m 91200_15_1620 VERTICAL            : RBW:1000.000KHz VBW:0.010KHz SWT:Auto            Detector : Peak            Project : 041657</p>

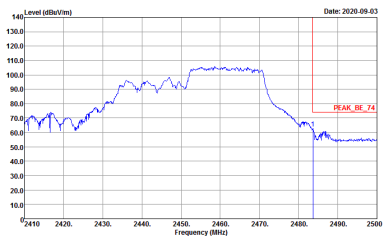
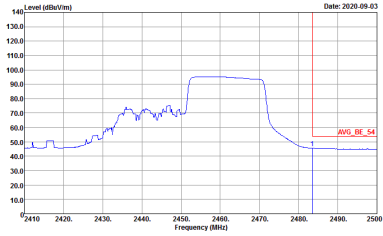


WIFI	2.4GHz 2400~2483.5MHz Band Edge @ 3m	
ANT	802.11ax HE40 Partial 242/61 CH03 2422MHz - R	
0+1	Vertical	Fundamental
<p><b>Peak</b></p>	 <p>Site : 03CH15-HY            Condition : PEAK_BE_74 3m 91200_15_1620 VERTICAL            Detector : Peak            Project : 041657</p>	<p>Left blank</p>
<p><b>Avg.</b></p>	 <p>Site : 03CH15-HY            Condition : AVG_BE_54 3m 91200_15_1620 VERTICAL            Detector : Peak            Project : 041657</p>	<p>Left blank</p>

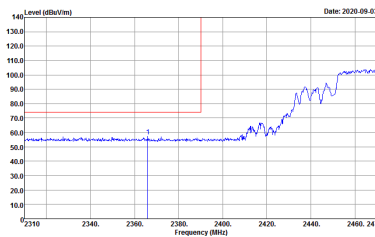
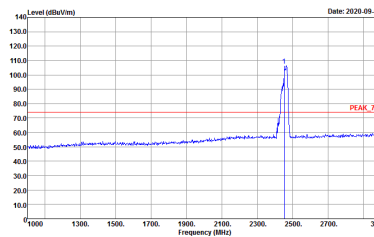
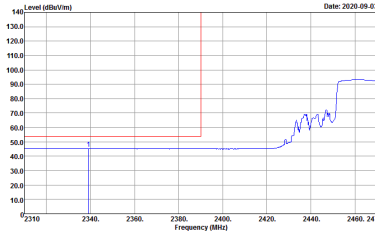
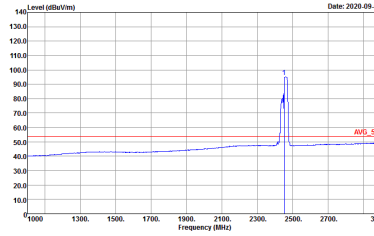


WIFI	2.4GHz 2400~2483.5MHz Band Edge @ 3m	
ANT	802.11ax HE40 Partial 242/62 CH09 2452MHz - L	
0+1	Horizontal	Fundamental
<p><b>Peak</b></p>	 <p>Date: 2020-09-03</p> <p>Site : 03CH15-HY            Condition : PEAK_BE_74 3m 91200_15_1620 HORIZONTAL            Detector : Peak            Project : 041657</p>	 <p>Date: 2020-09-03</p> <p>Site : 03CH15-HY            Condition : PEAK_74 3m 91200_15_1620 HORIZONTAL            Detector : Peak            Project : 041657</p>
<p><b>Avg.</b></p>	 <p>Date: 2020-09-03</p> <p>Site : 03CH15-HY            Condition : AVG_BE_54 3m 91200_15_1620 HORIZONTAL            Detector : Peak            Project : 041657</p>	 <p>Date: 2020-09-03</p> <p>Site : 03CH15-HY            Condition : AVG_54 3m 91200_15_1620 HORIZONTAL            Detector : Peak            Project : 041657</p>

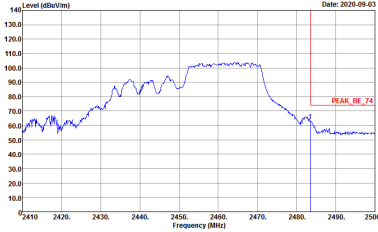
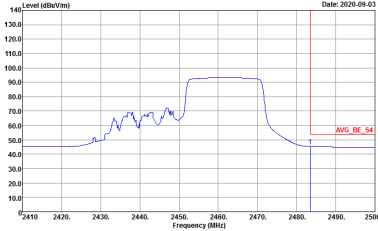


WIFI	2.4GHz 2400~2483.5MHz Band Edge @ 3m	
ANT	802.11ax HE40 Partial 242/62 CH09 2452MHz - R	
0+1	Horizontal	Fundamental
Peak	 <p>Site : 03CH15-HY          Condition : PEAK_BE_74 3m 91200_15_1620 HORIZONTAL          Detector : Peak          Project : 041657</p>	Left blank
Avg.	 <p>Site : 03CH15-HY          Condition : AVG_BE_54 3m 91200_15_1620 HORIZONTAL          Detector : Peak          Project : 041657</p>	Left blank



WIFI	2.4GHz 2400~2483.5MHz Band Edge @ 3m	
ANT	802.11ax HE40 Partial 242/62 CH09 2452MHz - L	
0+1	Vertical	Fundamental
Peak	 <p>Date: 2020-09-03</p> <p>Site : 03CH15-HY            Condition : PEAK_BE_74 3m 91200_15_1620 VERTICAL            : RBW:1000.000kHz VBW:3000.000kHz SWT:Auto            Detector : Peak            Project : 041657</p>	 <p>Date: 2020-09-03</p> <p>Site : 03CH15-HY            Condition : PEAK_74 3m 91200_15_1620 VERTICAL            : RBW:1000.000kHz VBW:3000.000kHz SWT:Auto            Detector : Peak            Project : 041657</p>
Avg.	 <p>Date: 2020-09-03</p> <p>Site : 03CH15-HY            Condition : AVG_BE_54 3m 91200_15_1620 VERTICAL            : RBW:1000.000kHz VBW:0.010kHz SWT:Auto            Detector : Peak            Project : 041657</p>	 <p>Date: 2020-09-03</p> <p>Site : 03CH15-HY            Condition : AVG_54 3m 91200_15_1620 VERTICAL            : RBW:1000.000kHz VBW:0.010kHz SWT:Auto            Detector : Peak            Project : 041657</p>

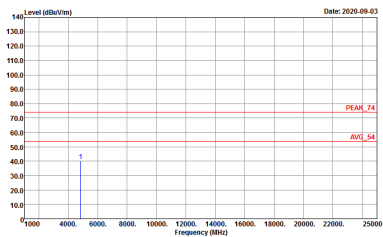
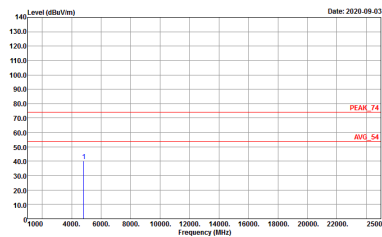


WIFI	2.4GHz 2400~2483.5MHz Band Edge @ 3m	
ANT	802.11ax HE40 Partial 242/62 CH09 2452MHz - R	
0+1	Vertical	Fundamental
<p><b>Peak</b></p>	 <p>Site : 03CH15-HY            Condition : PEAK_BE_74 3m 91200_15_1620 VERTICAL            RBW:1000.000KHz VBW:3000.000KHz SWT:Auto            Detector : Peak            Project : 041657</p>	<p>Left blank</p>
<p><b>Avg.</b></p>	 <p>Site : 03CH15-HY            Condition : AVG_BE_54 3m 91200_15_1620 VERTICAL            RBW:1000.000KHz VBW:0.010KHz SWT:Auto            Detector : Peak            Project : 041657</p>	<p>Left blank</p>





**2.4GHz 2400~2483.5MHz**  
**WIFI 802.11b (Harmonic @ 3m)**

<b>WIFI</b>	<b>2.4GHz 2400~2483.5MHz Harmonic @ 3m</b>	
<b>ANT</b>	<b>802.11b CH01 2412MHz</b>	
<b>0+1</b>	<b>Horizontal</b>	<b>Vertical</b>
<p><b>Peak</b></p> <p><b>Avg.</b></p>	 <p style="font-size: small;">Date: 2020-09-03</p> <p style="font-size: x-small;">Site : 03CH15-HY          Condition : PEAK_74 3m 91200_15_1620 HORIZONTAL          Detector : Peak          Project : 041657</p>	 <p style="font-size: small;">Date: 2020-09-03</p> <p style="font-size: x-small;">Site : 03CH15-HY          Condition : PEAK_74 3m 91200_15_1620 VERTICAL          Detector : Peak          Project : 041657</p>



<b>WIFI</b>	<b>2.4GHz 2400~2483.5MHz Harmonic @ 3m</b>	
<b>ANT</b>	<b>802.11b CH06 2437MHz</b>	
<b>0+1</b>	<b>Horizontal</b>	<b>Vertical</b>
<b>Peak</b> <b>Avg.</b>	<p>Site : 03CH15-11Y Condition : PEAK_74 3m 91200_15_1620 HORIZONTAL Detector : Peak Project : 041657</p>	<p>Site : 03CH15-11Y Condition : PEAK_74 3m 91200_15_1620 VERTICAL Detector : Peak Project : 041657</p>



<b>WIFI</b>	<b>2.4GHz 2400~2483.5MHz Harmonic @ 3m</b>	
<b>ANT</b>	<b>802.11b CH11 2462MHz</b>	
<b>0+1</b>	<b>Horizontal</b>	<b>Vertical</b>
<b>Peak</b> <b>Avg.</b>	<p>Site : 03CH15-11Y Condition : PEAK_74 3m 91200_15_1620 HORIZONTAL Detector : Peak Project : 041657</p>	<p>Site : 03CH15-11Y Condition : PEAK_74 3m 91200_15_1620 VERTICAL Detector : Peak Project : 041657</p>



**2.4GHz 2400~2483.5MHz**  
**WIFI 802.11g (Harmonic @ 3m)**

<b>WIFI</b>	<b>2.4GHz 2400~2483.5MHz Harmonic @ 3m</b>	
<b>ANT</b>	<b>802.11g CH01 2412MHz</b>	
<b>0+1</b>	<b>Horizontal</b>	<b>Vertical</b>
<b>Peak</b> <b>Avg.</b>	<p>Site : 03CH15-11Y          Condition : PEAK_74 3m 91200_15_1620 HORIZONTAL          Detector : Peak          Project : 041657</p>	<p>Site : 03CH15-11Y          Condition : PEAK_74 3m 91200_15_1620 VERTICAL          Detector : Peak          Project : 041657</p>



<b>WIFI</b>	<b>2.4GHz 2400~2483.5MHz Harmonic @ 3m</b>	
<b>ANT</b>	<b>802.11g CH06 2437MHz</b>	
<b>0+1</b>	<b>Horizontal</b>	<b>Vertical</b>
<b>Peak</b> <b>Avg.</b>	<p>Site : 03CH15-11Y Condition : PEAK_74 3m 91200_15_1620 HORIZONTAL Detector : Peak Project : 041657</p>	<p>Site : 03CH15-11Y Condition : PEAK_74 3m 91200_15_1620 VERTICAL Detector : Peak Project : 041657</p>

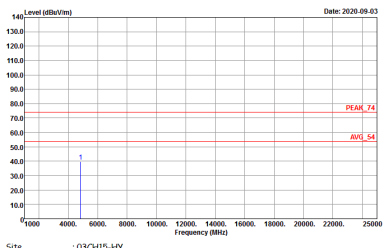
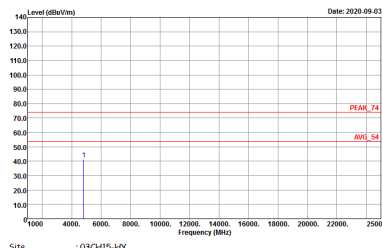


<b>WIFI</b>	<b>2.4GHz 2400~2483.5MHz Harmonic @ 3m</b>	
<b>ANT</b>	<b>802.11g CH11 2462MHz</b>	
<b>0+1</b>	<b>Horizontal</b>	<b>Vertical</b>
<b>Peak</b> <b>Avg.</b>	<p>Site : 03CH15-11Y Condition : PEAK_74 3m 91200_15_1620 HORIZONTAL Detector : Peak Project : 041657</p>	<p>Site : 03CH15-11Y Condition : PEAK_74 3m 91200_15_1620 VERTICAL Detector : Peak Project : 041657</p>



2.4GHz 2400~2483.5MHz

WIFI 802.11 ax HE20 Full (Harmonic @ 3m)

WIFI	2.4GHz 2400~2483.5MHz Harmonic @ 3m	
ANT	802.11 ax HE20 Full CH01 2412MHz	
0+1	Horizontal	Vertical
<p>Peak</p> <p>Avg.</p>	 <p>Site : 03CH15-HY          Condition : PEAK_74 3m 91200_15_1620 HORIZONTAL          Detector : Peak          Project : 041657</p>	 <p>Site : 03CH15-HY          Condition : PEAK_74 3m 91200_15_1620 VERTICAL          Detector : Peak          Project : 041657</p>



<b>WIFI</b>	<b>2.4GHz 2400~2483.5MHz Harmonic @ 3m</b>	
<b>ANT</b>	<b>802.11 ax HE20 Full CH06 2437MHz</b>	
<b>0+1</b>	<b>Horizontal</b>	<b>Vertical</b>
<b>Peak</b> <b>Avg.</b>	<p>Site : 03CH15-11Y Condition : PEAK_74 3m 91200_15_1620 HORIZONTAL Detector : Peak Project : 041657</p>	<p>Site : 03CH15-11Y Condition : PEAK_74 3m 91200_15_1620 VERTICAL Detector : Peak Project : 041657</p>





WIFI	2.4GHz 2400~2483.5MHz Harmonic @ 3m	
ANT	802.11 ax HE20 Full CH11 2462MHz	
0+1	Horizontal	Vertical
<p>Peak</p> <p>Avg.</p>	<p>Site : 03CH15-11Y          Condition : PEAK_74 3m 91200_15_1620 HORIZONTAL          Detector : Peak          Project : 041657</p>	<p>Site : 03CH15-11Y          Condition : PEAK_74 3m 91200_15_1620 VERTICAL          Detector : Peak          Project : 041657</p>



2.4GHz 2400~2483.5MHz

WIFI 802.11 ax HE40 Full (Harmonic @ 3m)

WIFI	2.4GHz 2400~2483.5MHz Harmonic @ 3m	
ANT	802.11 ax HE40 Full CH03 2422MHz	
0+1	Horizontal	Vertical
Peak Avg.	<p>Site : 03CH15-HY Condition : PEAK_74 3m 91200_15_1620 HORIZONTAL Detector : Peak Project : 041657</p>	<p>Site : 03CH15-HY Condition : PEAK_74 3m 91200_15_1620 VERTICAL Detector : Peak Project : 041657</p>



<b>WIFI</b>	<b>2.4GHz 2400~2483.5MHz Harmonic @ 3m</b>	
<b>ANT</b>	<b>802.11 ax HE40 Full CH06 2437MHz</b>	
<b>0+1</b>	<b>Horizontal</b>	<b>Vertical</b>
<b>Peak</b> <b>Avg.</b>	<p>Site : 03CH15-11Y Condition : PEAK_74 3m 91200_15_1620 HORIZONTAL Detector : Peak Project : 041657</p>	<p>Site : 03CH15-11Y Condition : PEAK_74 3m 91200_15_1620 VERTICAL Detector : Peak Project : 041657</p>



<b>WIFI</b>	<b>2.4GHz 2400~2483.5MHz Harmonic @ 3m</b>	
<b>ANT</b>	<b>802.11 ax HE40 Full CH09 2452MHz</b>	
<b>0+1</b>	<b>Horizontal</b>	<b>Vertical</b>
<b>Peak</b> <b>Avg.</b>	<p>Site : 03CH15-11Y Condition : PEAK_74 3m 91200_15_1620 HORIZONTAL Detector : Peak Project : 041657</p>	<p>Site : 03CH15-11Y Condition : PEAK_74 3m 91200_15_1620 VERTICAL Detector : Peak Project : 041657</p>



Emission below 1GHz  
2.4GHz WIFI 802.11ax HE40 Full (LF)

WIFI	2.4GHz 2400~2483.5MHz	
ANT	802.11ax HE40 Full LF	
0+1	Horizontal	Vertical
QP / Peak	<p>Site : 03CH15-HY Condition : QP 3m BTL06_15_41912 HORIZONTAL Detector : Peak Project : 041657</p>	<p>Site : 03CH15-HY Condition : QP 3m BTL06_15_41912 VERTICAL Detector : Peak Project : 041657</p>



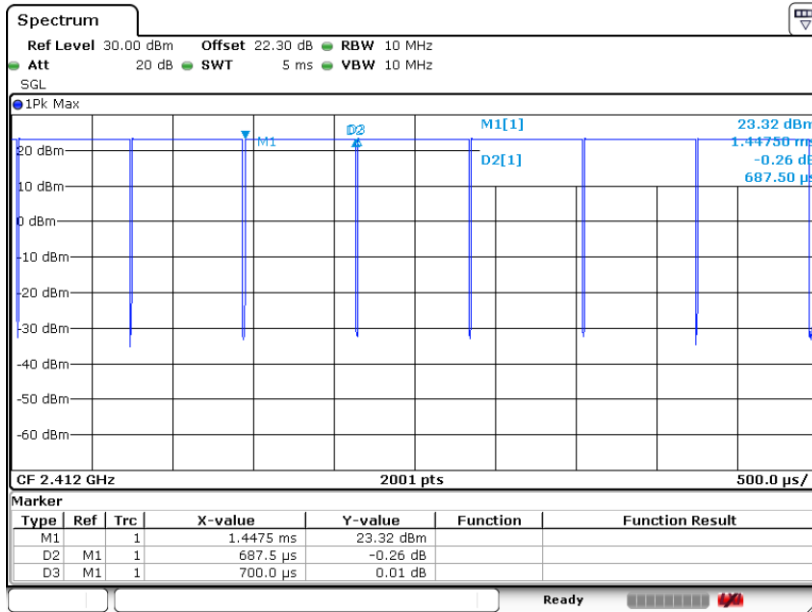
### Appendix E. Duty Cycle Plots

Antenna	Band	Duty Cycle(%)	T(us)	1/T(kHz)	VBW Setting	Duty Factor(dB)
0+1	802.11b for Ant. 0	98.21	-	-	10Hz	0.08
0+1	802.11b for Ant. 1	98.21	-	-	10Hz	0.08
0+1	802.11g for Ant. 0	98.50	-	-	10Hz	0.07
0+1	802.11g for Ant. 1	99.00	-	-	10Hz	0.04
0+1	802.11ax20 Full RU for Ant. 0	100.00	-	-	10Hz	0.00
0+1	802.11ax20 Full RU for Ant. 1	100.00	-	-	10Hz	0.00
0+1	802.11ax40 Full RU for Ant. 0	100.00	-	-	10Hz	0.00
0+1	802.11ax40 Full RU for Ant. 1	100.00	-	-	10Hz	0.00



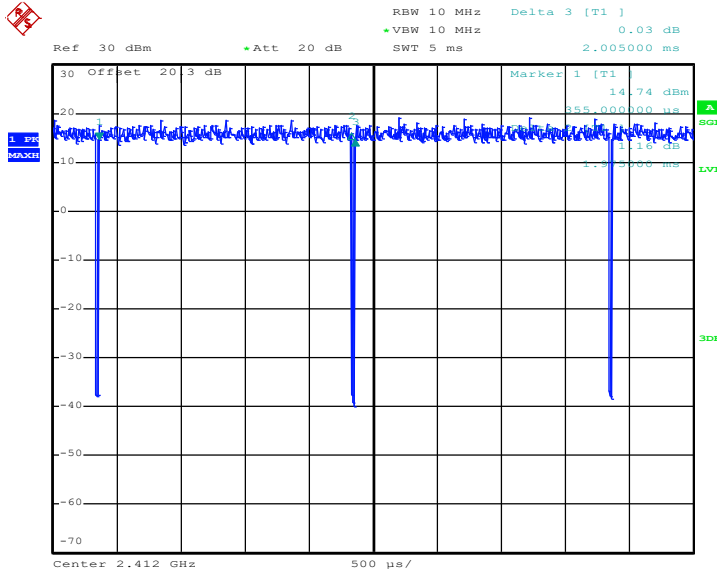
MIMO <Ant. 0>

802.11b



Date: 25.AUG.2020 01:08:53

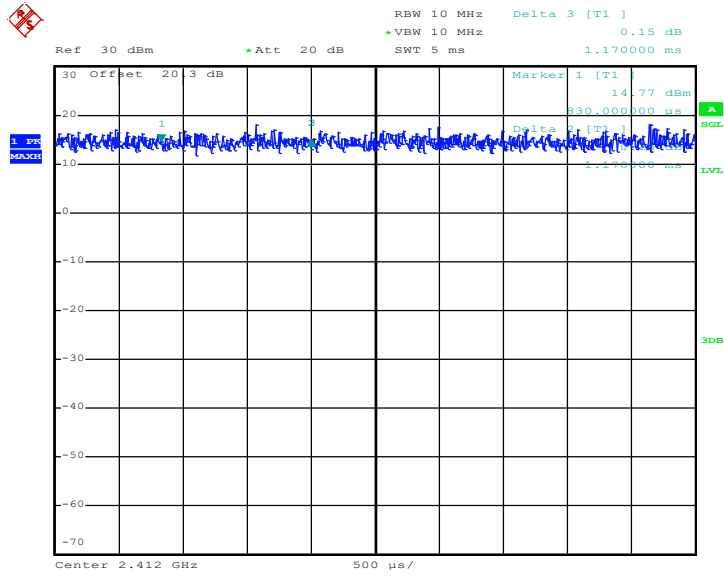
802.11g



Date: 25.JUL.2020 16:09:50

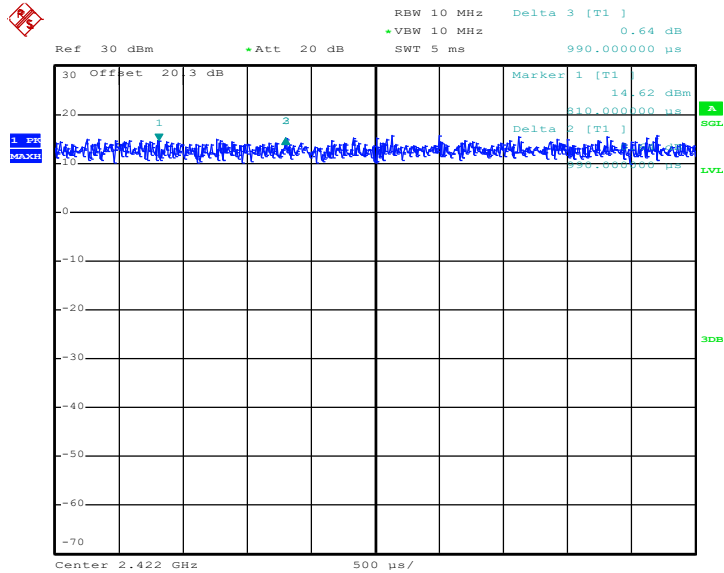


802.11ax HE20 Full RU



Date: 25.JUL.2020 11:49:08

802.11ax HE40 Full RU



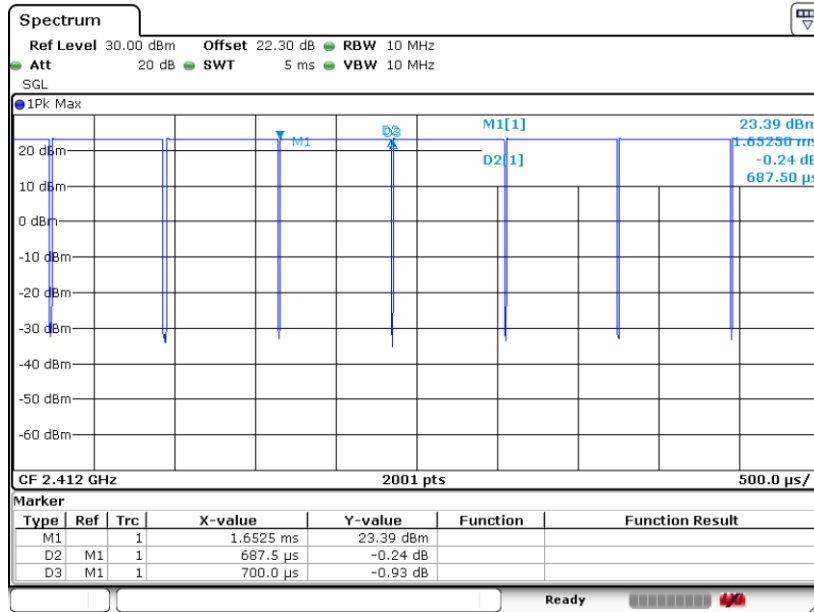
Date: 25.JUL.2020 12:14:57





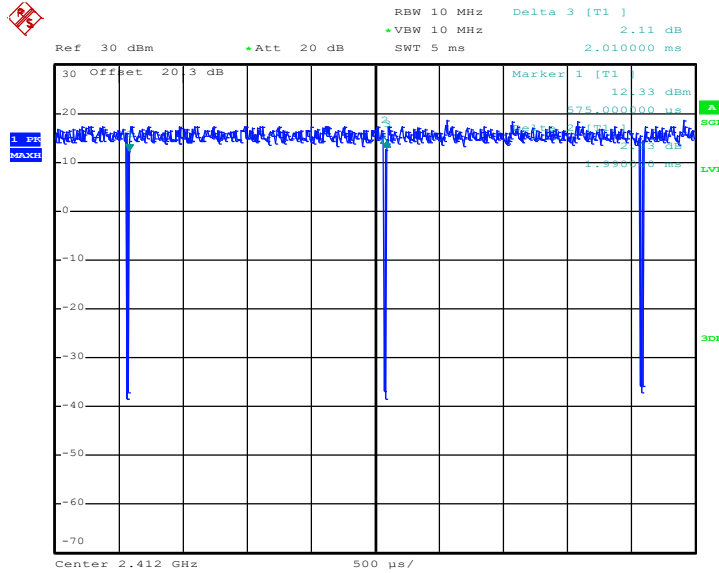
MIMO <Ant. 1>

802.11b



Date: 25.AUG.2020 01:07:20

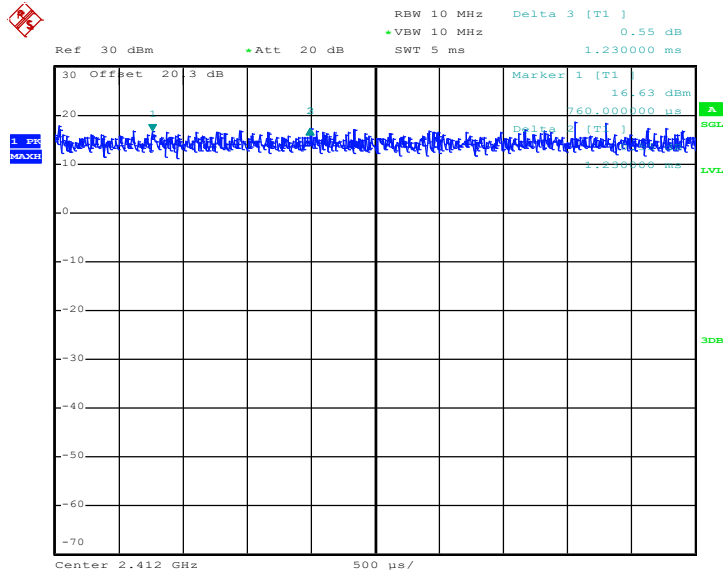
802.11g



Date: 25.JUL.2020 16:09:00

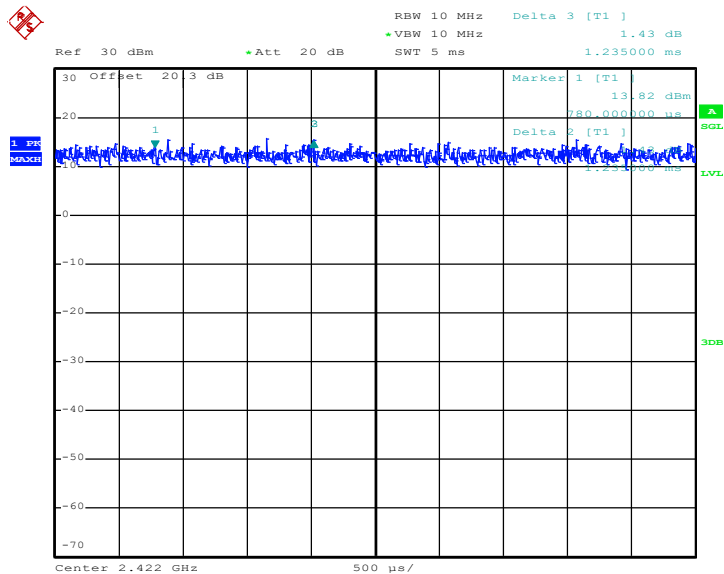


802.11ax HE20 Full RU



Date: 25.JUL.2020 11:58:07

802.11ax HE40 Full RU



Date: 25.JUL.2020 12:16:42