

Appendix C. Setup Photographs

<Radiated Emission>


X Plane for PCS Band

LF



HF




SHF

Y Plane for AWS Band

LF




HF





SHF



Z Plane for Cellular Band


LF



HF



SHF



————THE END————