

Appendix C. Setup Photographs


<Radiated Emission>

X Plane for LTE Band 13 / 26

LF




HF




Y Plane for LTE Band 7 / 25 / 66 / 71

LF




HF






SHF




Z Plane for LTE Band 12 / 38 / 41_HPUE

LF




HF





SHF



—————THE END—————