



# FCC SAR TEST REPORT

**FCC ID** : PKRISGM2000A  
**Equipment** : Wireless Hotspot Modem  
**Brand Name** : Inseego  
**Model Name** : M2000A  
**Marketing Name** : M2000  
**Applicant** : Inseego Corporation  
9710 Scranton Road Suite 200, San Diego, CA 92121  
**Manufacturer** : Inseego Corporation  
9710 Scranton Road Suite 200, San Diego, CA 92121  
**Standard** : FCC 47 CFR Part 2 (2.1093)

The product was received on Aug. 06, 2020 and testing was started from Aug. 16, 2020 and completed on Sep. 11, 2020. We, SPORTON INTERNATIONAL INC., would like to declare that the tested sample provide by manufacturer and the test data has been evaluated in accordance with the test procedures given in 47 CFR Part 2.1093 and FCC KDB and has been pass the FCC requirement.

The test results in this report apply exclusively to the tested model / sample. Without written approval of SPORTON INTERNATIONAL INC. EMC & Wireless Communications Laboratory, the test report shall not be reproduced except in full.

Approved by: Cona Huang / Deputy Manager

**SPORTON INTERNATIONAL INC. EMC & Wireless Communications Laboratory**  
No. 52, Huaya 1st Rd., Guishan Dist., Taoyuan City, Taiwan (R.O.C.)



**Table of Contents**

**1. Statement of Compliance ..... 4**

**2. Guidance Applied..... 5**

**3. Equipment Under Test (EUT) Information ..... 6**

    3.1 General Information ..... 6

    3.2 General LTE SAR Test and Reporting Considerations ..... 7

    3.3 General 5G NR SAR Test and Reporting Considerations .....10

**4. Smart Transmit feature for RF Exposure compliance.....11**

**5. RF Exposure Limits.....12**

    5.1 Uncontrolled Environment.....12

    5.2 Controlled Environment.....12

**6. Specific Absorption Rate (SAR).....13**

    6.1 Introduction .....13

    6.2 SAR Definition.....13

**7. System Description and Setup .....14**

    7.1 Test Site Location.....14

    7.2 E-Field Probe .....15

    7.3 Data Acquisition Electronics (DAE) .....15

    7.4 Phantom.....16

    7.5 Device Holder.....17

**8. Measurement Procedures .....18**

    8.1 Spatial Peak SAR Evaluation.....18

    8.2 Power Reference Measurement.....19

    8.3 Area Scan .....19

    8.4 Zoom Scan.....20

    8.5 Volume Scan Procedures.....20

    8.6 Power Drift Monitoring.....20

**9. Test Equipment List.....21**

**10. System Verification .....22**

    10.1 Tissue Simulating Liquids.....22

    10.2 Tissue Verification .....23

    10.3 System Performance Check Results.....24

**11. RF Exposure Positions .....25**

    11.1 Wireless Router.....25

**12. UMTS/LTE Output Power (Unit: dBm) .....26**

**13. 5G NR Output Power (Unit: dBm) .....92**

**14. SAR Test Results .....100**

    14.1 Body SAR .....102

    14.2 Repeated SAR Measurement .....109

    14.3 LTE Band 41 Power Class 2 and Power Class 3 Linearity .....109

**15. Simultaneous Transmission Analysis.....110**

    15.1 5G NR + LTE + WLAN Sim-Tx analysis .....110

    15.2 Sim-Tx configuration .....111

    15.3 Body Exposure Conditions .....112

**16. Uncertainty Assessment .....115**

**17. References.....116**

**Appendix A. Plots of System Performance Check**

**Appendix B. Plots of High SAR Measurement**

**Appendix C. DASY Calibration Certificate**

**Appendix D. Test Setup Photos**



### History of this test report

Report No.	Version	Description	Issued Date
FA041657-01A	01	Initial issue of report	Sep. 16, 2020



**1. Statement of Compliance**

The maximum results of Specific Absorption Rate (SAR) found during testing for **Inseego Corporation, Wireless Hotspot Modem, M2000A**, are as follows.

Equipment Class	Frequency Band	Highest SAR Summary	
		Body (Separation 10mm)	Highest Simultaneous Transmission 1g SAR (W/kg)
		1g SAR (W/kg)	
Licensed	WCDMA II	0.79	1.34
	WCDMA IV	1.00	
	WCDMA V	0.94	
	LTE Band 2	0.98	
	LTE Band 7	0.99	
	LTE Band 12 / 17	0.99	
	LTE Band 13	0.92	
	LTE Band 14	0.94	
	LTE Band 2 / 25	0.91	
	LTE Band 5 / 26	0.92	
	LTE Band 30	0.51	
	LTE Band 38 / 41	1.00	
	LTE Band 48	0.40	
	LTE Band 4 / 66	1.00	
	LTE Band 71	0.49	
	FR1 n2	1.00	
	FR1 n5	0.80	
	FR1 n12	0.89	
	FR1 n66	1.00	
	FR1 n71	0.66	
Date of Testing:		2020/8/16 ~ 2020/9/11	

Sporton Lab is accredited to ISO 17025 by Taiwan Accreditation Foundation (TAF code: 1190) and the FCC designation No. TW1190 under the FCC 2.948(e) by Mutual Recognition Agreement (MRA) in FCC test. This device is in compliance with Specific Absorption Rate (SAR) for general population/uncontrolled exposure limits (1.6 W/kg) specified in FCC 47 CFR part 2 (2.1093) and ANSI/IEEE C95.1-1992, and had been tested in accordance with the measurement methods and procedures specified in IEEE 1528-2013 and FCC KDB publications.

**Reviewed by: Jason Wang**  
**Report Producer: Daisy Peng**



## **2. Guidance Applied**

The Specific Absorption Rate (SAR) testing specification, method, and procedure for this device is in accordance with the following standards, if the KDB standards were not list within TAF approval, because it is include in the FCC KDB 447498.

- FCC 47 CFR Part 2 (2.1093)
- ANSI/IEEE C95.1-1992
- IEEE 1528-2013
- FCC KDB 865664 D01 SAR Measurement 100 MHz to 6 GHz v01r04
- FCC KDB 865664 D02 SAR Reporting v01r02
- FCC KDB 447498 D01 General RF Exposure Guidance v06
- FCC KDB 941225 D01 3G SAR Procedures v03r01
- FCC KDB 941225 D05 SAR for LTE Devices v02r05
- FCC KDB 941225 D06 Hotspot Mode SAR v02r01



### 3. Equipment Under Test (EUT) Information

#### 3.1 General Information

Product Feature & Specification	
Equipment Name	Wireless Hotspot Modem
Brand Name	Inseego
Model Name	M2000A
Marketing Name	M2000
FCC ID	PKRISGM2000A
IMEI Code	990016250010731
Wireless Technology and Frequency Range	WCDMA Band II: 1850 MHz ~ 1910 MHz WCDMA Band IV: 1710 MHz ~ 1755 MHz WCDMA Band V: 824 MHz ~ 849 MHz LTE Band 2: 1850 MHz ~ 1910 MHz LTE Band 4: 1710 MHz ~ 1755 MHz LTE Band 5: 824 MHz ~ 849 MHz LTE Band 7: 2500 MHz ~ 2570 MHz LTE Band 12: 699 MHz ~ 716 MHz LTE Band 13: 777 MHz ~ 787 MHz LTE Band 14: 788 MHz ~ 798 MHz LTE Band 17: 704 MHz ~ 716 MHz LTE Band 25: 1850 MHz ~ 1915 MHz LTE Band 26: 814 MHz ~ 849 MHz LTE Band 30: 2305 MHz ~ 2315 MHz LTE Band 38: 2570 MHz ~ 2620 MHz LTE Band 41: 2496 MHz ~ 2690 MHz LTE Band 48: 3550 MHz ~ 3700 MHz LTE Band 66: 1710 MHz ~ 1780 MHz LTE Band 71: 663 MHz ~ 698 MHz 5G NR n2 : 1850 MHz ~ 1910 MHz 5G NR n5 : 824 MHz ~ 849 MHz 5G NR n12 : 699 MHz ~ 716 MHz 5G NR n66 : 1710 MHz ~ 1780 MHz 5G NR n71 : 663 MHz ~ 698 MHz 5G NR n258: 24.25GHz ~ 27.5GHz 5G NR n260: 37GHz ~ 40GHz 5G NR n261: 27.5GHz ~ 28.35GHz WLAN 2.4GHz Band: 2400 MHz ~ 2483.5 MHz WLAN 5.2GHz Band: 5150 MHz ~ 5250 MHz WLAN 5.8GHz Band: 5725 MHz ~ 5825 MHz
Mode	RMC/AMR 12.2Kbps HSDPA HSUPA DC-HSDPA LTE: QPSK, 16QAM, 64QAM, 256QAM 5G NR: DFT-s-OFDM/CP-OFDM, Pi/2 BPSK/QPSK/16QAM/64QAM/256QAM WLAN: 802.11a/b/g/n/ac HT20/HT40/VHT20/VHT40/VHT80
EUT Stage	Production Unit
<b>Remark:</b> 1. There are two batteries selected battery 1 as the main testing and battery 2 will select worst case found in battery 1 performs. 2. The WLAN SAR result is referring to RF exposure lab SAR evaluation report, report no.: SAR.20200701 and use performed Sim_Tx analysis.	

Battery Information				
Battery 1	Brand Name	Inseego		
	Manufacturer	Ningbo Veken Battery Co., Ltd	Model Name	160007
	Power Rating	3.85Vdc, 3600mAh typical	Type	Li-ion polymer
Battery 2	Brand Name	Inseego		
	Manufacturer	Ningbo Veken Battery Co., Ltd	Model Name	160006
	Power Rating	3.85Vdc, 050mAh typical	Type	Li-ion polymer



**3.2 General LTE SAR Test and Reporting Considerations**

Summarized necessary items addressed in KDB 941225 D05 v02r05																																																															
FCC ID	PKRISGM2000A																																																														
Equipment Name	Wireless Hotspot Modem																																																														
Operating Frequency Range of each LTE transmission band	LTE Band 2: 1850 MHz ~ 1910 MHz LTE Band 4: 1710 MHz ~ 1755 MHz LTE Band 5: 824 MHz ~ 849 MHz LTE Band 7: 2500 MHz ~ 2570 MHz LTE Band 12: 699 MHz ~ 716 MHz LTE Band 13: 777 MHz ~ 787 MHz LTE Band 14: 788 MHz ~ 798 MHz LTE Band 17: 704 MHz ~ 716 MHz LTE Band 25: 1850 MHz ~ 1915 MHz LTE Band 26: 814 MHz ~ 849 MHz LTE Band 30: 2305 MHz ~ 2315 MHz LTE Band 38: 2570 MHz ~ 2620 MHz LTE Band 41: 2496 MHz ~ 2690 MHz LTE Band 48: 3550 MHz ~ 3700 MHz LTE Band 66: 1710 MHz ~ 1780 MHz LTE Band 71: 663 MHz ~ 698 MHz																																																														
Channel Bandwidth	LTE Band 02: 1.4MHz, 3MHz, 5MHz, 10MHz, 15MHz, 20MHz LTE Band 04: 1.4MHz, 3MHz, 5MHz, 10MHz, 15MHz, 20MHz LTE Band 05: 1.4MHz, 3MHz, 5MHz, 10MHz LTE Band 07: 5MHz, 10MHz, 15MHz, 20MHz LTE Band 12: 1.4MHz, 3MHz, 5MHz, 10MHz LTE Band 13: 5MHz, 10MHz LTE Band 14: 5MHz, 10MHz LTE Band 17: 5MHz, 10MHz LTE Band 25: 1.4MHz, 3MHz, 5MHz, 10MHz, 15MHz, 20MHz LTE Band 26: 1.4MHz, 3MHz, 5MHz, 10MHz, 15MHz LTE Band 30: 5MHz, 10MHz LTE Band 38: 5MHz, 10MHz, 15MHz, 20MHz LTE Band 41: 5MHz, 10MHz, 15MHz, 20MHz LTE Band 48: 5MHz, 10MHz, 15MHz, 20MHz LTE Band 66: 1.4MHz, 3MHz, 5MHz, 10MHz, 15MHz, 20MHz LTE Band 71: 5MHz, 10MHz, 15MHz, 20MHz																																																														
uplink modulations used	QPSK / 16QAM / 64QAM / 256QAM																																																														
LTE Voice / Data requirements	Data only																																																														
LTE MPR permanently built-in by design	<p><b>Table 6.2.3-1: Maximum Power Reduction (MPR) for Power Class 1, 2 and 3</b></p> <table border="1"> <thead> <tr> <th rowspan="2">Modulation</th> <th colspan="6">Channel bandwidth / Transmission bandwidth (N<sub>RB</sub>)</th> <th rowspan="2">MPR (dB)</th> </tr> <tr> <th>1.4 MHz</th> <th>3.0 MHz</th> <th>5 MHz</th> <th>10 MHz</th> <th>15 MHz</th> <th>20 MHz</th> </tr> </thead> <tbody> <tr> <td>QPSK</td> <td>&gt; 5</td> <td>&gt; 4</td> <td>&gt; 8</td> <td>&gt; 12</td> <td>&gt; 16</td> <td>&gt; 18</td> <td>≤ 1</td> </tr> <tr> <td>16 QAM</td> <td>≤ 5</td> <td>≤ 4</td> <td>≤ 8</td> <td>≤ 12</td> <td>≤ 16</td> <td>≤ 18</td> <td>≤ 1</td> </tr> <tr> <td>16 QAM</td> <td>&gt; 5</td> <td>&gt; 4</td> <td>&gt; 8</td> <td>&gt; 12</td> <td>&gt; 16</td> <td>&gt; 18</td> <td>≤ 2</td> </tr> <tr> <td>64 QAM</td> <td>≤ 5</td> <td>≤ 4</td> <td>≤ 8</td> <td>≤ 12</td> <td>≤ 16</td> <td>≤ 18</td> <td>≤ 2</td> </tr> <tr> <td>64 QAM</td> <td>&gt; 5</td> <td>&gt; 4</td> <td>&gt; 8</td> <td>&gt; 12</td> <td>&gt; 16</td> <td>&gt; 18</td> <td>≤ 3</td> </tr> <tr> <td>256 QAM</td> <td colspan="6">≥ 1</td> <td>≤ 5</td> </tr> </tbody> </table>	Modulation	Channel bandwidth / Transmission bandwidth (N <sub>RB</sub> )						MPR (dB)	1.4 MHz	3.0 MHz	5 MHz	10 MHz	15 MHz	20 MHz	QPSK	> 5	> 4	> 8	> 12	> 16	> 18	≤ 1	16 QAM	≤ 5	≤ 4	≤ 8	≤ 12	≤ 16	≤ 18	≤ 1	16 QAM	> 5	> 4	> 8	> 12	> 16	> 18	≤ 2	64 QAM	≤ 5	≤ 4	≤ 8	≤ 12	≤ 16	≤ 18	≤ 2	64 QAM	> 5	> 4	> 8	> 12	> 16	> 18	≤ 3	256 QAM	≥ 1						≤ 5
Modulation	Channel bandwidth / Transmission bandwidth (N <sub>RB</sub> )						MPR (dB)																																																								
	1.4 MHz	3.0 MHz	5 MHz	10 MHz	15 MHz	20 MHz																																																									
QPSK	> 5	> 4	> 8	> 12	> 16	> 18	≤ 1																																																								
16 QAM	≤ 5	≤ 4	≤ 8	≤ 12	≤ 16	≤ 18	≤ 1																																																								
16 QAM	> 5	> 4	> 8	> 12	> 16	> 18	≤ 2																																																								
64 QAM	≤ 5	≤ 4	≤ 8	≤ 12	≤ 16	≤ 18	≤ 2																																																								
64 QAM	> 5	> 4	> 8	> 12	> 16	> 18	≤ 3																																																								
256 QAM	≥ 1						≤ 5																																																								
LTE A-MPR	In the base station simulator configuration, Network Setting value is set to NS_01 to disable A-MPR during SAR testing and the LTE SAR tests was transmitting on all TTI frames (Maximum TTI)																																																														
Spectrum plots for RB configuration	A properly configured base station simulator was used for the SAR and power measurement; therefore, spectrum plots for each RB allocation and offset configuration are not included in the SAR report.																																																														



Transmission (H, M, L) channel numbers and frequencies in each LTE band																
LTE Band 2																
	Bandwidth 1.4 MHz		Bandwidth 3 MHz		Bandwidth 5 MHz		Bandwidth 10 MHz		Bandwidth 15 MHz		Bandwidth 20 MHz					
	Ch. #	Freq. (MHz)	Ch. #	Freq. (MHz)	Ch. #	Freq. (MHz)	Ch. #	Freq. (MHz)	Ch. #	Freq. (MHz)	Ch. #	Freq. (MHz)				
L	18607	1850.7	18615	1851.5	18625	1852.5	18650	1855	18675	1857.5	18700	1860				
M	18900	1880	18900	1880	18900	1880	18900	1880	18900	1880	18900	1880				
H	19193	1909.3	19185	1908.5	19175	1907.5	19150	1905	19125	1902.5	19100	1900				
LTE Band 4																
	Bandwidth 1.4 MHz		Bandwidth 3 MHz		Bandwidth 5 MHz		Bandwidth 10 MHz		Bandwidth 15 MHz		Bandwidth 20 MHz					
	Ch. #	Freq. (MHz)	Ch. #	Freq. (MHz)	Ch. #	Freq. (MHz)	Ch. #	Freq. (MHz)	Ch. #	Freq. (MHz)	Ch. #	Freq. (MHz)				
L	19957	1710.7	19965	1711.5	19975	1712.5	20000	1715	20025	1717.5	20050	1720				
M	20175	1732.5	20175	1732.5	20175	1732.5	20175	1732.5	20175	1732.5	20175	1732.5				
H	20393	1754.3	20385	1753.5	20375	1752.5	20350	1750	20325	1747.5	20300	1745				
LTE Band 5																
	Bandwidth 1.4 MHz		Bandwidth 3 MHz		Bandwidth 5 MHz		Bandwidth 10 MHz		Bandwidth 15 MHz		Bandwidth 20 MHz					
	Ch. #	Freq. (MHz)	Ch. #	Freq. (MHz)	Ch. #	Freq. (MHz)	Ch. #	Freq. (MHz)	Ch. #	Freq. (MHz)	Ch. #	Freq. (MHz)				
L	20407	824.7	20415	825.5	20425	826.5	20450	829	20450	829	20450	829				
M	20525	836.5	20525	836.5	20525	836.5	20525	836.5	20525	836.5	20525	836.5				
H	20643	848.3	20635	847.5	20625	846.5	20600	844	20600	844	20600	844				
LTE Band 7																
	Bandwidth 5 MHz		Bandwidth 10 MHz		Bandwidth 15 MHz		Bandwidth 20 MHz		Bandwidth 15 MHz		Bandwidth 20 MHz					
	Ch. #	Freq. (MHz)	Ch. #	Freq. (MHz)	Ch. #	Freq. (MHz)	Ch. #	Freq. (MHz)	Ch. #	Freq. (MHz)	Ch. #	Freq. (MHz)				
L	20775	2502.5	20800	2505	20825	2507.5	20850	2510	20850	2510	20850	2510				
M	21100	2535	21100	2535	21100	2535	21100	2535	21100	2535	21100	2535				
H	21425	2567.5	21400	2565	21375	2562.5	21350	2560	21350	2560	21350	2560				
LTE Band 12																
	Bandwidth 1.4 MHz		Bandwidth 3 MHz		Bandwidth 5 MHz		Bandwidth 10 MHz		Bandwidth 15 MHz		Bandwidth 20 MHz					
	Ch. #	Freq. (MHz)	Ch. #	Freq. (MHz)	Ch. #	Freq. (MHz)	Ch. #	Freq. (MHz)	Ch. #	Freq. (MHz)	Ch. #	Freq. (MHz)				
L	23017	699.7	23025	700.5	23035	701.5	23060	704	23060	704	23060	704				
M	23095	707.5	23095	707.5	23095	707.5	23095	707.5	23095	707.5	23095	707.5				
H	23173	715.3	23165	714.5	23155	713.5	23130	711	23130	711	23130	711				
LTE Band 13																
	Bandwidth 5 MHz				Bandwidth 10 MHz				Bandwidth 15 MHz				Bandwidth 20 MHz			
	Channel #		Freq.(MHz)		Channel #		Freq.(MHz)		Channel #		Freq.(MHz)		Channel #		Freq.(MHz)	
L	23205		779.5		23230		782		23255		784.5		23280		787	
M	23230		782		23255		784.5		23280		787		23305		789.5	
H	23255		784.5		23280		787		23305		789.5		23330		792	
LTE Band 14																
	Bandwidth 5 MHz				Bandwidth 10 MHz				Bandwidth 15 MHz				Bandwidth 20 MHz			
	Channel #		Channel #		Channel #		Freq.(MHz)		Channel #		Freq.(MHz)		Channel #		Freq.(MHz)	
L	23305		790.5		23330		793		23355		795.5		23380		798	
M	23330		793		23355		795.5		23380		798		23405		800.5	
H	23355		795.5		23380		798		23405		800.5		23430		803	
LTE Band 17																
	Bandwidth 5 MHz				Bandwidth 10 MHz				Bandwidth 15 MHz				Bandwidth 20 MHz			
	Channel #		Freq.(MHz)		Channel #		Freq. (MHz)		Channel #		Freq. (MHz)		Channel #		Freq. (MHz)	
L	23755		706.5		23780		709		23805		711.5		23830		714	
M	23790		710		23815		713		23840		716		23865		719	
H	23825		713.5		23850		716.5		23875		719.5		23900		722	
LTE Band 25																
	Bandwidth 1.4 MHz		Bandwidth 3 MHz		Bandwidth 5 MHz		Bandwidth 10 MHz		Bandwidth 15 MHz		Bandwidth 20 MHz					
	Ch. #	Freq. (MHz)	Ch. #	Freq. (MHz)	Ch. #	Freq. (MHz)	Ch. #	Freq. (MHz)	Ch. #	Freq. (MHz)	Ch. #	Freq. (MHz)				
L	26047	1850.7	26055	1851.5	26065	1852.5	26090	1855	26115	1857.5	26140	1860				





M	26340	1880	26340	1880	26340	1880	26340	1880	26340	1880	26340	1880
H	26683	1914.3	26675	1913.5	26665	1912.5	26640	1910	26615	1907.5	26590	1905
LTE Band 26												
	Bandwidth 1.4 MHz		Bandwidth 3 MHz		Bandwidth 5 MHz		Bandwidth 10 MHz		Bandwidth 15 MHz			
	Ch. #	Freq. (MHz)	Ch. #	Freq. (MHz)	Ch. #	Freq. (MHz)	Ch. #	Freq. (MHz)	Ch. #	Freq. (MHz)	Ch. #	Freq. (MHz)
L	26697	814.7	26705	815.5	26715	816.5	26740	819	26765	821.5		
M	26865	831.5	26865	831.5	26865	831.5	26865	831.5	26865	831.5		
H	27033	848.3	27025	847.5	27015	846.5	26990	844	26965	841.5		
LTE Band 30												
	Bandwidth 5 MHz					Bandwidth 10 MHz						
	Channel #		Freq.(MHz)			Channel #		Freq.(MHz)				
L	27685		2307.5			27710		2310				
M	27710		2310									
H	27735		2312.5									
LTE Band 38												
	Bandwidth 5 MHz		Bandwidth 10 MHz		Bandwidth 15 MHz		Bandwidth 20 MHz					
	Ch. #	Freq. (MHz)	Ch. #	Freq. (MHz)	Ch. #	Freq. (MHz)	Ch. #	Freq. (MHz)	Ch. #	Freq. (MHz)	Ch. #	Freq. (MHz)
L	37775	2572.5	37800	2575	37825	2577.5	37850	2580				
M	38000	2595	38000	2595	38000	2595	38000	2595				
H	38225	2617.5	38200	2615	38175	2612.5	38150	2610				
LTE Band 41												
	Bandwidth 5 MHz		Bandwidth 10 MHz		Bandwidth 15 MHz		Bandwidth 20 MHz					
	Ch. #	Freq. (MHz)	Ch. #	Freq. (MHz)	Ch. #	Freq. (MHz)	Ch. #	Freq. (MHz)	Ch. #	Freq. (MHz)	Ch. #	Freq. (MHz)
L	39675	2498.5	39700	2501	39725	2503.5	39750	2506				
L	40148	2545.8	40160	2547	40173	2548.3	40185	2549.5				
M	40620	2593	40620	2593	40620	2593	40620	2593				
H	41093	2640.3	41080	2639	41068	2637.8	41055	2636.5				
H	41565	2687.5	41540	2685	41515	2682.5	41490	2680				
LTE Band 66												
	Bandwidth 1.4 MHz		Bandwidth 3 MHz		Bandwidth 5 MHz		Bandwidth 10 MHz		Bandwidth 15 MHz		Bandwidth 20 MHz	
	Ch. #	Freq. (MHz)	Ch. #	Freq. (MHz)	Ch. #	Freq. (MHz)	Ch. #	Freq. (MHz)	Ch. #	Freq. (MHz)	Ch. #	Freq. (MHz)
L	131979	1710.7	131987	1711.5	131997	1712.5	132022	1715	132047	1717.5	132072	1720
M	132322	1745	132322	1745	132322	1745	132322	1745	132322	1745	132322	1745
H	132665	1779.3	132657	1778.5	132647	1777.5	132622	1775	132597	1772.5	132572	1770
LTE Band 71												
	Bandwidth 5 MHz		Bandwidth 10 MHz		Bandwidth 15 MHz		Bandwidth 20 MHz					
	Ch. #	Freq. (MHz)	Ch. #	Freq. (MHz)	Ch. #	Freq. (MHz)	Ch. #	Freq. (MHz)	Ch. #	Freq. (MHz)	Ch. #	Freq. (MHz)
L	133147	665.5	133172	668	133197	670.5	133222	673				
M	133297	680.5	133297	680.5	133297	680.5	133297	680.5				
H	133447	695.5	133422	693	133397	690.5	133372	688				
LTE Band 48												
	Bandwidth 5 MHz		Bandwidth 10 MHz		Bandwidth 15 MHz		Bandwidth 20 MHz					
	Ch. #	Freq. (MHz)	Ch. #	Freq. (MHz)	Ch. #	Freq. (MHz)	Ch. #	Freq. (MHz)	Ch. #	Freq. (MHz)	Ch. #	Freq. (MHz)
L	55265	3552.5	55290	3555	55315	3557.5	55340	3560				
L	55810	3607	55815	3607.5	55820	3608	55830	3609				
M	56170	3643	56165	3642.5	56160	3642	56150	3641				
H	56715	3697.5	56690	3695	56665	3692.5	56640	3690				



**3.3 General 5G NR SAR Test and Reporting Considerations**

5G NR Information								
FCC	PKRISGM2000A							
Equipment Name	Wireless Hotspot Modem							
Operating Frequency Range of each 5G NR transmission band	5G NR n2 : 1850 MHz ~ 1910 MHz 5G NR n5 : 824 MHz ~ 849 MHz 5G NR n12 : 699 MHz ~ 716 MHz 5G NR n66 : 1710 MHz ~ 1780 MHz 5G NR n71 : 663 MHz ~ 698 MHz							
Channel Bandwidth	5G NR n2: 5MHz, 10MHz, 15MHz, 20MHz 5G NR n5: 5MHz, 10MHz, 15MHz, 20MHz 5G NR n12: 5MHz, 10MHz, 15MHz 5G NR n66: 5MHz, 10MHz, 15MHz, 20MHz 5G NR n71: 5MHz, 10MHz, 15MHz, 20MHz							
SCS	FDD: SCS15KHz, TDD: SCS30KHz							
uplink modulations used	DFT-s-OFDM: PI/2 BPSK / QPSK / 16QAM / 64QAM / 256QAM CP-OFDM QPSK / 16QAM / 64QAM / 256QAM							
A-MPR (Additional MPR) disabled for SAR Testing?	Yes							
LTE Anchor Bands for n2	LTE B5/12/66							
LTE Anchor Bands for n5	LTE B2/66							
LTE Anchor Bands for n12	LTE B2/66							
LTE Anchor Bands for n66	LTE B2/5/12/66							
LTE Anchor Bands for n71	LTE B2/66							
Transmission (H, M, L) channel numbers and frequencies in each 5G NR band								
NR Band 2								
	Bandwidth 5MHz		Bandwidth 10MHz		Bandwidth 15MHz		Bandwidth 20MHz	
	Ch. #	Freq. (MHz)	Ch. #	Freq. (MHz)	Ch. #	Freq. (MHz)	Ch. #	Freq. (MHz)
L	370500	1852.5	371000	1855	371500	1857.5	372000	1860
M	376000	1880	376000	1880	376000	1880	376000	1880
H	381500	1907.5	381000	1905	380500	1902.5	380000	1900
NR Band 5								
	Bandwidth 5MHz		Bandwidth 10MHz		Bandwidth 15MHz		Bandwidth 20MHz	
	Ch. #	Freq. (MHz)	Ch. #	Freq. (MHz)	Ch. #	Freq. (MHz)	Ch. #	Freq. (MHz)
L	165300	826.5	165800	829	166300	831.5	166800	834
M	167300	836.5	167300	836.5	167300	836.5	167300	836.5
H	169300	846.5	168800	844	168300	841.5	167800	839
NR Band 12								
	Bandwidth 5MHz		Bandwidth 10MHz		Bandwidth 15MHz		Bandwidth 20MHz	
	Ch. #	Freq. (MHz)	Ch. #	Freq. (MHz)	Ch. #	Freq. (MHz)	Ch. #	Freq. (MHz)
L	140300	701.5	140800	704	141300	706.5	141300	706.5
M	141500	707.5	141500	707.5	141500	707.5	141500	707.5
H	142700	713.5	142200	711	141700	708.5	141700	708.5
NR Band 66								
	Bandwidth 5MHz		Bandwidth 10MHz		Bandwidth 15MHz		Bandwidth 20MHz	
	Ch. #	Freq. (MHz)	Ch. #	Freq. (MHz)	Ch. #	Freq. (MHz)	Ch. #	Freq. (MHz)
L	342500	1712.5	343000	1715	343500	1717.5	344000	1720
M	349000	1745	349000	1745	349000	1745	349000	1745
H	355500	1777.5	355000	1775	354500	1772.5	354000	1770
NR Band 71								
	Bandwidth 5MHz		Bandwidth 10MHz		Bandwidth 15MHz		Bandwidth 20MHz	
	Ch. #	Freq. (MHz)	Ch. #	Freq. (MHz)	Ch. #	Freq. (MHz)	Ch. #	Freq. (MHz)
L	133100	665.5	133600	668	13410	670.5	134600	673
M	136100	680.5	136100	680.5	136100	680.5	136100	680.5
H	139100	695.5	138600	693	13810	690.5	137600	688

#### **4. Smart Transmit feature for RF Exposure compliance**

The Smart Transmit algorithm maintains the time-averaged transmit power, in turn, time-averaged RF exposure of SAR\_design\_target or PD\_design\_target, below the predefined time-averaged power limit (i.e., input.power.limit for 5G mmW NR), for each characterized technology and band (refer to RF exposure part0 report)

Smart Transmit allows the device to transmit at higher power instantaneously, as high as Pmax, when needed, but enforces power limiting to maintain time-averaged transmit power to Plimit. Below table shows Plimit EFS settings and maximum tune up output power Pmax configured for this EUT for various transmit conditions (Device State Index DSI).

**<P<sub>limit</sub> for supported technologies and bands (P<sub>limit</sub> in EFS file)>**

Band	Antenna	Plimit*	Pmax *
		Time average	Time average (dBm)
WCDMA II	0	24.0	23.0
WCDMA IV	0	17.4	23.0
WCDMA V	0	23.3	23.0
LTE B2	8	21.8	23.0
LTE B66	8	24.0	23.0
LTE B25/2	0	23.1	23.0
LTE B66/4	0	21.0	23.0
LTE B26/5	0	23.3	23.0
LTE B7	0	17.5	23.0
LTE B12	0	23.4	23.0
LTE B13	0	23.2	23.0
LTE B14	0	23.2	23.0
LTE B30	0	22.9	20.0
LTE B71	0	24.4	23.0
LTE B41/38(PC3)**	0	18.7	21.0
LTE B41 (PC2)**	0	18.7	21.9
LTE B48*	4	19.8	16.5
FR1 n2	8	21.7	23.0
FR1 n66	8	22.5	23.0
FR1 n5	0	23.9	23.0
FR1 n12	0	23.5	23.0
FR1 n66	0	17.8	23.0
FR1 n71	0	24.8	23.0

\*P<sub>max</sub> is used for RF tune up procedure. The maximum allowed output power is equal to Pmax + 1dB uncertainty.

\*\*All P<sub>limit</sub> power levels entered in the Table correspond to average power levels after accounting for duty cycle in the case TDD modulation schemes (for e.g., GSM & LTE TDD & NR TDD).

The max allowed output power is the P<sub>limit</sub> + 1dB device uncertainty, and if P<sub>limit</sub> is higher than P<sub>max</sub>, the device output power will be P<sub>max</sub> instead.



## 5. RF Exposure Limits

### 5.1 Uncontrolled Environment

Uncontrolled Environments are defined as locations where there is the exposure of individuals who have no knowledge or control of their exposure. The general population/uncontrolled exposure limits are applicable to situations in which the general public may be exposed or in which persons who are exposed as a consequence of their employment may not be made fully aware of the potential for exposure or cannot exercise control over their exposure. Members of the general public would come under this category when exposure is not employment-related; for example, in the case of a wireless transmitter that exposes persons in its vicinity.

### 5.2 Controlled Environment

Controlled Environments are defined as locations where there is exposure that may be incurred by persons who are aware of the potential for exposure, (i.e. as a result of employment or occupation). In general, occupational/controlled exposure limits are applicable to situations in which persons are exposed as a consequence of their employment, who have been made fully aware of the potential for exposure and can exercise control over their exposure. The exposure category is also applicable when the exposure is of a transient nature due to incidental passage through a location where the exposure levels may be higher than the general population/uncontrolled limits, but the exposed person is fully aware of the potential for exposure and can exercise control over his or her exposure by leaving the area or by some other appropriate means.

**Limits for Occupational/Controlled Exposure (W/kg)**

Whole-Body	Partial-Body	Hands, Wrists, Feet and Ankles
0.4	8.0	20.0

**Limits for General Population/Uncontrolled Exposure (W/kg)**

Whole-Body	Partial-Body	Hands, Wrists, Feet and Ankles
0.08	1.6	4.0

1. Whole-Body SAR is averaged over the entire body, partial-body SAR is averaged over any 1gram of tissue defined as a tissue volume in the shape of a cube. SAR for hands, wrists, feet and ankles is averaged over any 10 grams of tissue defined as a tissue volume in the shape of a cube.

## **6. Specific Absorption Rate (SAR)**

### **6.1 Introduction**

SAR is related to the rate at which energy is absorbed per unit mass in an object exposed to a radio field. The SAR distribution in a biological body is complicated and is usually carried out by experimental techniques or numerical modeling. The standard recommends limits for two tiers of groups, occupational/controlled and general population/uncontrolled, based on a person's awareness and ability to exercise control over his or her exposure. In general, occupational/controlled exposure limits are higher than the limits for general population/uncontrolled.

### **6.2 SAR Definition**

The SAR definition is the time derivative (rate) of the incremental energy (dW) absorbed by (dissipated in) an incremental mass (dm) contained in a volume element (dv) of a given density ( $\rho$ ). The equation description is as below:

$$SAR = \frac{d}{dt} \left( \frac{dW}{dm} \right) = \frac{d}{dt} \left( \frac{dW}{\rho dv} \right)$$

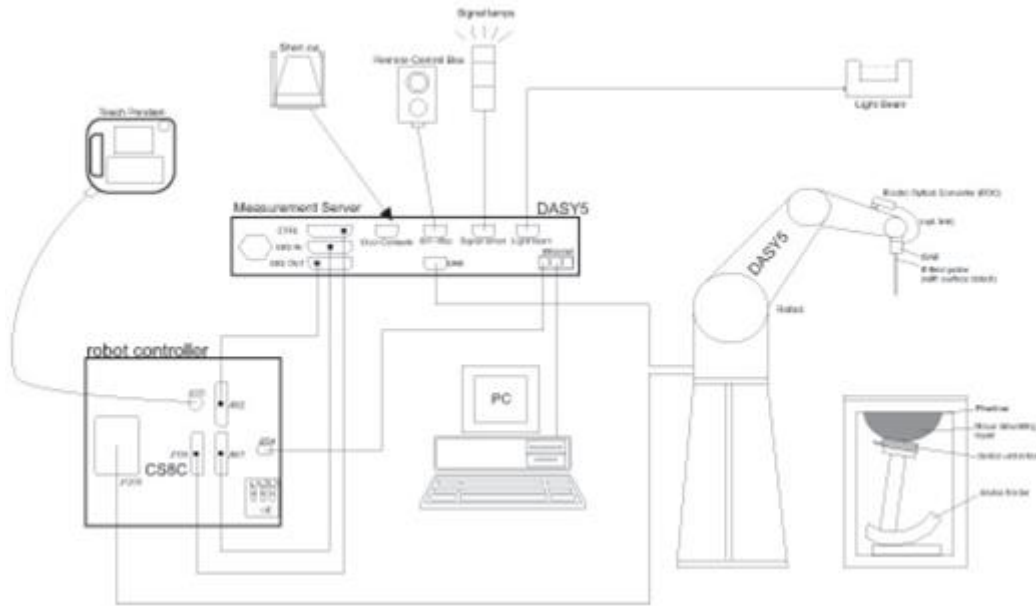
SAR is expressed in units of Watts per kilogram (W/kg)

$$SAR = \frac{\sigma |E|^2}{\rho}$$

Where:  $\sigma$  is the conductivity of the tissue,  $\rho$  is the mass density of the tissue and E is the RMS electrical field strength.

## **7. System Description and Setup**

The DASY system used for performing compliance tests consists of the following items:



- A standard high precision 6-axis robot with controller, teach pendant and software. An arm extension for accommodating the data acquisition electronics (DAE).
- An isotropic Field probe optimized and calibrated for the targeted measurement.
- A data acquisition electronics (DAE) which performs the signal amplification, signal multiplexing, AD-conversion, offset measurements, mechanical surface detection, collision detection, etc. The unit is battery powered with standard or rechargeable batteries. The signal is optically transmitted to the EOC.
- The Electro-optical converter (EOC) performs the conversion from optical to electrical signals for the digital communication to the DAE. To use optical surface detection, a special version of the EOC is required. The EOC signal is transmitted to the measurement server.
- The function of the measurement server is to perform the time critical tasks such as signal filtering, control of the robot operation and fast movement interrupts.
- The Light Beam used is for probe alignment. This improves the (absolute) accuracy of the probe positioning.
- A computer running WinXP or Win7 and the DASY5 software.
- Remote control and teach pendant as well as additional circuitry for robot safety such as warning lamps, etc.
- The phantom, the device holder and other accessories according to the targeted measurement.

### **7.1 Test Site Location**


Sporton Lab and below test site location are accredited to ISO 17025 by Taiwan Accreditation Foundation (TAF code: 1190 and 0007) and the FCC designation No. TW1190 and TW0007 under the FCC 2.948(e) by Mutual Recognition Agreement (MRA) in FCC test.

Test Site	SPORTON INTERNATIONAL INC. EMC & Wireless Communications Laboratory			
Test Site Location	TW1190 No. 52, Huaya 1st Rd., Guishan Dist., Taoyuan City 333, CHINESE TAIPEI		TW0007 No. 58, Aly. 75, Ln. 564, Wehnuia 3rd, Rd., Guishan Dist., Taoyuan City, CHINESE TAIPEI	
	SAR01-HY	SAR03-HY	SAR08-HY	SAR09-HY
Test Site No.	SAR04-HY	SAR05-HY	SAR11-HY	SAR12-HY
	SAR06-HY	SAR10-HY		


**7.2 E-Field Probe**

The SAR measurement is conducted with the dosimetric probe (manufactured by SPEAG). The probe is specially designed and calibrated for use in liquid with high permittivity. The dosimetric probe has special calibration in liquid at different frequency. This probe has a built in optical surface detection system to prevent from collision with phantom.

**<ES3DV3 Probe>**

<b>Construction</b>	Symmetric design with triangular core Interleaved sensors Built-in shielding against static charges PEEK enclosure material (resistant to organic solvents, e.g., DGBE)	
<b>Frequency</b>	10 MHz – 4 GHz; Linearity: $\pm 0.2$ dB (30 MHz – 4 GHz)	
<b>Directivity</b>	$\pm 0.2$ dB in TSL (rotation around probe axis) $\pm 0.3$ dB in TSL (rotation normal to probe axis)	
<b>Dynamic Range</b>	5 $\mu$ W/g – >100 mW/g; Linearity: $\pm 0.2$ dB	
<b>Dimensions</b>	Overall length: 337 mm (tip: 20 mm) Tip diameter: 3.9 mm (body: 12 mm) Distance from probe tip to dipole centers: 3.0 mm	

**<EX3DV4 Probe>**

<b>Construction</b>	Symmetric design with triangular core Built-in shielding against static charges PEEK enclosure material (resistant to organic solvents, e.g., DGBE)	
<b>Frequency</b>	10 MHz – >6 GHz Linearity: $\pm 0.2$ dB (30 MHz – 6 GHz)	
<b>Directivity</b>	$\pm 0.3$ dB in TSL (rotation around probe axis) $\pm 0.5$ dB in TSL (rotation normal to probe axis)	
<b>Dynamic Range</b>	10 $\mu$ W/g – >100 mW/g Linearity: $\pm 0.2$ dB (noise: typically <1 $\mu$ W/g)	
<b>Dimensions</b>	Overall length: 337 mm (tip: 20 mm) Tip diameter: 2.5 mm (body: 12 mm) Typical distance from probe tip to dipole centers: 1 mm	

**7.3 Data Acquisition Electronics (DAE)**

The data acquisition electronics (DAE) consists of a highly sensitive electrometer-grade preamplifier with auto-zeroing, a channel and gain-switching multiplexer, a fast 16 bit AD-converter and a command decoder and control logic unit. Transmission to the measurement server is accomplished through an optical downlink for data and status information as well as an optical uplink for commands and the clock.


The input impedance of the DAE is 200 MOhm; the inputs are symmetrical and floating. Common mode rejection is above 80 dB.



**Fig 5.1 Photo of DAE**


**7.4 Phantom**

**<SAM Twin Phantom>**

<b>Shell Thickness</b>	2 ± 0.2 mm; Center ear point: 6 ± 0.2 mm	
<b>Filling Volume</b>	Approx. 25 liters	
<b>Dimensions</b>	Length: 1000 mm; Width: 500 mm; Height: adjustable feet	
<b>Measurement Areas</b>	Left Hand, Right Hand, Flat Phantom	

The bottom plate contains three pair of bolts for locking the device holder. The device holder positions are adjusted to the standard measurement positions in the three sections. A white cover is provided to tap the phantom during off-periods to prevent water evaporation and changes in the liquid parameters. On the phantom top, three reference markers are provided to identify the phantom position with respect to the robot.

**<ELI Phantom>**

<b>Shell Thickness</b>	2 ± 0.2 mm (sagging: <1%)	
<b>Filling Volume</b>	Approx. 30 liters	
<b>Dimensions</b>	Major ellipse axis: 600 mm Minor axis: 400 mm	

The ELI phantom is intended for compliance testing of handheld and body-mounted wireless devices in the frequency range of 30 MHz to 6 GHz. ELI4 is fully compatible with standard and all known tissue simulating liquids.



### **7.5 Device Holder**

#### **<Mounting Device for Hand-Held Transmitter>**

In combination with the Twin SAM V5.0/V5.0c or ELI phantoms, the Mounting Device for Hand-Held Transmitters enables rotation of the mounted transmitter device to specified spherical coordinates. At the heads, the rotation axis is at the ear opening. Transmitter devices can be easily and accurately positioned according to IEC 62209-1, IEEE 1528, FCC, or other specifications. The device holder can be locked for positioning at different phantom sections (left head, right head, flat). And upgrade kit to Mounting Device to enable easy mounting of wider devices like big smart-phones, e-books, small tablets, etc. It holds devices with width up to 140 mm.



Mounting Device for Hand-Held Transmitters



Mounting Device Adaptor for Wide-Phones

#### **<Mounting Device for Laptops and other Body-Worn Transmitters>**

The extension is lightweight and made of POM, acrylic glass and foam. It fits easily on the upper part of the mounting device in place of the phone positioned. The extension is fully compatible with the SAM Twin and ELI phantoms.



Mounting Device for Laptops



## **8. Measurement Procedures**

The measurement procedures are as follows:

### <Conducted power measurement>

- (a) For WWAN power measurement, use base station simulator to configure EUT WWAN transmission in conducted connection with RF cable, at maximum power in each supported wireless interface and frequency band.
- (b) Read the WWAN RF power level from the base station simulator.
- (c) For WLAN/BT power measurement, use engineering software to configure EUT WLAN/BT continuously transmission, at maximum RF power in each supported wireless interface and frequency band
- (d) Connect EUT RF port through RF cable to the power meter, and measure WLAN/BT output power

### <SAR measurement>

- (a) Use base station simulator to configure EUT WWAN transmission in radiated connection, and engineering software to configure EUT WLAN/BT continuously transmission, at maximum RF power, in the highest power channel.
- (b) Place the EUT in the positions as Appendix D demonstrates.
- (c) Set scan area, grid size and other setting on the DASY software.
- (d) Measure SAR results for the highest power channel on each testing position.
- (e) Find out the largest SAR result on these testing positions of each band
- (f) Measure SAR results for other channels in worst SAR testing position if the reported SAR of highest power channel is larger than 0.8 W/kg

According to the test standard, the recommended procedure for assessing the peak spatial-average SAR value consists of the following steps:

- (a) Power reference measurement
- (b) Area scan
- (c) Zoom scan
- (d) Power drift measurement

### **8.1 Spatial Peak SAR Evaluation**

The procedure for spatial peak SAR evaluation has been implemented according to the test standard. It can be conducted for 1g and 10g, as well as for user-specific masses. The DASY software includes all numerical procedures necessary to evaluate the spatial peak SAR value.

The base for the evaluation is a "cube" measurement. The measured volume must include the 1g and 10g cubes with the highest averaged SAR values. For that purpose, the center of the measured volume is aligned to the interpolated peak SAR value of a previously performed area scan.

The entire evaluation of the spatial peak values is performed within the post-processing engine (SEMCAD). The system always gives the maximum values for the 1g and 10g cubes. The algorithm to find the cube with highest averaged SAR is divided into the following stages:

- (a) Extraction of the measured data (grid and values) from the Zoom Scan
- (b) Calculation of the SAR value at every measurement point based on all stored data (A/D values and measurement parameters)
- (c) Generation of a high-resolution mesh within the measured volume
- (d) Interpolation of all measured values from the measurement grid to the high-resolution grid
- (e) Extrapolation of the entire 3-D field distribution to the phantom surface over the distance from sensor to surface
- (f) Calculation of the averaged SAR within masses of 1g and 10g



**8.2 Power Reference Measurement**

The Power Reference Measurement and Power Drift Measurements are for monitoring the power drift of the device under test in the batch process. The minimum distance of probe sensors to surface determines the closest measurement point to phantom surface. This distance cannot be smaller than the distance of sensor calibration points to probe tip as defined in the probe properties.

**8.3 Area Scan**

The area scan is used as a fast scan in two dimensions to find the area of high field values, before doing a fine measurement around the hot spot. The sophisticated interpolation routines implemented in DASY software can find the maximum found in the scanned area, within a range of the global maximum. The range (in dB0 is specified in the standards for compliance testing. For example, a 2 dB range is required in IEEE standard 1528 and IEC 62209 standards, whereby 3 dB is a requirement when compliance is assessed in accordance with the ARIB standard (Japan), if only one zoom scan follows the area scan, then only the absolute maximum will be taken as reference. For cases where multiple maximums are detected, the number of zoom scans has to be increased accordingly.

Area scan parameters extracted from FCC KDB 865664 D01v01r04 SAR measurement 100 MHz to 6 GHz.

	≤ 3 GHz	> 3 GHz
Maximum distance from closest measurement point (geometric center of probe sensors) to phantom surface	5 ± 1 mm	$\frac{1}{2} \cdot \delta \cdot \ln(2) \pm 0.5$ mm
Maximum probe angle from probe axis to phantom surface normal at the measurement location	30° ± 1°	20° ± 1°
Maximum area scan spatial resolution: $\Delta x_{Area}, \Delta y_{Area}$	≤ 2 GHz: ≤ 15 mm 2 – 3 GHz: ≤ 12 mm	3 – 4 GHz: ≤ 12 mm 4 – 6 GHz: ≤ 10 mm
	When the x or y dimension of the test device, in the measurement plane orientation, is smaller than the above, the measurement resolution must be ≤ the corresponding x or y dimension of the test device with at least one measurement point on the test device.	

**8.4 Zoom Scan**

Zoom scans are used assess the peak spatial SAR values within a cubic averaging volume containing 1 gram and 10 gram of simulated tissue. The zoom scan measures points (refer to table below) within a cube shoes base faces are centered on the maxima found in a preceding area scan job within the same procedure. When the measurement is done, the zoom scan evaluates the averaged SAR for 1 gram and 10 gram and displays these values next to the job's label.

Zoom scan parameters extracted from FCC KDB 865664 D01v01r04 SAR measurement 100 MHz to 6 GHz.

		≤ 3 GHz	> 3 GHz	
Maximum zoom scan spatial resolution: $\Delta x_{Zoom}, \Delta y_{Zoom}$		$\leq 2$ GHz: $\leq 8$ mm $2 - 3$ GHz: $\leq 5$ mm*	$3 - 4$ GHz: $\leq 5$ mm* $4 - 6$ GHz: $\leq 4$ mm*	
Maximum zoom scan spatial resolution, normal to phantom surface	uniform grid: $\Delta z_{Zoom}(n)$	$\leq 5$ mm	$3 - 4$ GHz: $\leq 4$ mm $4 - 5$ GHz: $\leq 3$ mm $5 - 6$ GHz: $\leq 2$ mm	
	graded grid	$\Delta z_{Zoom}(1)$ : between 1 <sup>st</sup> two points closest to phantom surface	$\leq 4$ mm	$3 - 4$ GHz: $\leq 3$ mm $4 - 5$ GHz: $\leq 2.5$ mm $5 - 6$ GHz: $\leq 2$ mm
		$\Delta z_{Zoom}(n>1)$ : between subsequent points	$\leq 1.5 \cdot \Delta z_{Zoom}(n-1)$	
Minimum zoom scan volume	x, y, z	$\geq 30$ mm	$3 - 4$ GHz: $\geq 28$ mm $4 - 5$ GHz: $\geq 25$ mm $5 - 6$ GHz: $\geq 22$ mm	
Note: $\delta$ is the penetration depth of a plane-wave at normal incidence to the tissue medium; see draft standard IEEE P1528-2011 for details. * When zoom scan is required and the <i>reported</i> SAR from the <i>area scan based 1-g SAR estimation</i> procedures of KDB 447498 is $\leq 1.4$ W/kg, $\leq 8$ mm, $\leq 7$ mm and $\leq 5$ mm zoom scan resolution may be applied, respectively, for 2 GHz to 3 GHz, 3 GHz to 4 GHz and 4 GHz to 6 GHz.				

**8.5 Volume Scan Procedures**

The volume scan is used for assess overlapping SAR distributions for antennas transmitting in different frequency bands. It is equivalent to an oversized zoom scan used in standalone measurements. The measurement volume will be used to enclose all the simultaneous transmitting antennas. For antennas transmitting simultaneously in different frequency bands, the volume scan is measured separately in each frequency band. In order to sum correctly to compute the 1g aggregate SAR, the EUT remain in the same test position for all measurements and all volume scan use the same spatial resolution and grid spacing. When all volume scan were completed, the software, SEMCAD postprocessor can combine and subsequently superpose these measurement data to calculating the multiband SAR.

**8.6 Power Drift Monitoring**

All SAR testing is under the EUT install full charged battery and transmit maximum output power. In DASy measurement software, the power reference measurement and power drift measurement procedures are used for monitoring the power drift of EUT during SAR test. Both these procedures measure the field at a specified reference position before and after the SAR testing. The software will calculate the field difference in dB. If the power drifts more than 5%, the SAR will be retested.



**9. Test Equipment List**

Manufacturer	Name of Equipment	Type/Model	Serial Number	Calibration	
				Last Cal.	Due Date
SPEAG	750MHz System Validation Kit <sup>(2)</sup>	D750V3	1107	Mar. 08, 2019	Mar. 06, 2021
SPEAG	835MHz System Validation Kit	D835V2	4d167	Nov. 25, 2019	Nov. 24, 2020
SPEAG	1750MHz System Validation Kit <sup>(2)</sup>	D1750V2	1112	Mar. 07, 2019	Mar. 05, 2021
SPEAG	1900MHz System Validation Kit <sup>(2)</sup>	D1900V2	5d185	Mar. 07, 2019	Mar. 05, 2021
SPEAG	2300MHz System Validation Kit <sup>(2)</sup>	D2300V2	1006	Jan. 28, 2019	Jan. 26, 2021
SPEAG	2600MHz System Validation Kit <sup>(2)</sup>	D2600V2	1078	Mar. 06, 2019	Mar. 04, 2021
SPEAG	3500MHz System Validation Kit <sup>(2)</sup>	D3500V2	1014	Jan. 29, 2019	Jan. 27, 2021
SPEAG	3700MHz System Validation Kit <sup>(2)</sup>	D3700V2	1006	Mar. 05, 2019	Mar. 03, 2021
SPEAG	Data Acquisition Electronics	DAE4	376	Dec. 06, 2019	Dec. 05, 2020
SPEAG	Data Acquisition Electronics	DAE4	916	Dec. 17, 2019	Dec. 16, 2020
SPEAG	Dosimetric E-Field Probe	ES3DV3	3071	Dec. 18, 2019	Dec. 17, 2020
SPEAG	Dosimetric E-Field Probe	EX3DV4	3642	Apr. 29, 2020	Apr. 28, 2021
RCPTWN	Thermometer	HTC-1	TM685-1	Nov. 12, 2019	Nov. 11, 2020
RCPTWN	Thermometer	HTC-1	TM560-2	Nov. 12, 2019	Nov. 11, 2020
Anritsu	Radio Communication Analyzer	MT8821C	6201341950	Oct. 31, 2019	Oct. 30, 2020
Agilent	Wireless Communication Test Set	E5515C	MY50266977	May. 24, 2020	May. 23, 2021
SPEAG	Device Holder	N/A	N/A	N/A	N/A
Anritsu	Signal Generator	MG3710A	6201502524	Nov. 20, 2019	Nov. 19, 2020
Agilent	ENA Network Analyzer	E5071C	MY46101588	Jun. 10, 2020	Jun. 09, 2021
SPEAG	Dielectric Probe Kit	DAK-3.5	1126	Sep. 18, 2019	Sep. 17, 2020
LINE SEIKI	Digital Thermometer	DTM3000-spezial	2942	Nov. 18, 2019	Nov. 17, 2020
Anritsu	Power Meter	ML2495A	0932001	Oct. 03, 2019	Oct. 02, 2020
Anritsu	Power Sensor	MA2411B	0846202	Oct. 03, 2019	Oct. 02, 2020
Anritsu	Power Meter	ML2495A	1218006	Oct. 14, 2019	Oct. 13, 2020
Anritsu	Power Sensor	MA2411B	1207363	Oct. 14, 2019	Oct. 13, 2020
Anritsu	Spectrum Analyzer	MS2830A	6201396378	Jun. 30, 2020	Jun. 29, 2021
Anritsu	Spectrum Analyzer	N9010A	MY53470118	Mar. 12, 2020	Mar. 11, 2021
Mini-Circuits	Power Amplifier	ZVE-8G+	6418	Oct. 16, 2019	Oct. 15, 2020
Mini-Circuits	Power Amplifier	ZHL-42W+	321501827	Aug. 06, 2020	Aug. 05, 2021
ATM	Dual Directional Coupler	C122H-10	P610410z-02	Note 1	
Woken	Attenuator 1	WK0602-XX	N/A	Note 1	
PE	Attenuator 2	PE7005-10	N/A	Note 1	
PE	Attenuator 3	PE7005-3	N/A	Note 1	


**General Note:**

1. Prior to system verification and validation, the path loss from the signal generator to the system check source and the power meter, which includes the amplifier, cable, attenuator and directional coupler, was measured by the network analyzer. The reading of the power meter was offset by the path loss difference between the path to the power meter and the path to the system check source to monitor the actual power level fed to the system check source.
2. The dipole calibration interval can be extended to 3 years with justification according to KDB 865664 D01. The dipoles are also not physically damaged, or repaired during the interval. The justification data in appendix C can be found which the return loss is < -20dB, within 20% of prior calibration, the impedance is within 5 ohm of prior calibration for each dipole.


## **10. System Verification**

### **10.1 Tissue Simulating Liquids**

For the measurement of the field distribution inside the SAM phantom with DASY, the phantom must be filled with around 25 liters of homogeneous body tissue simulating liquid. For head SAR testing, the liquid height from the ear reference point (ERP) of the phantom to the liquid top surface is larger than 15 cm, which is shown in Fig. 10.1. For body SAR testing, the liquid height from the center of the flat phantom to the liquid top surface is larger than 15 cm, which is shown in Fig. 10.2.



**Fig 10.1** Photo of Liquid Height for Head SAR



**Fig 10.2** Photo of Liquid Height for Body SAR



**10.2 Tissue Verification**

The following tissue formulations are provided for reference only as some of the parameters have not been thoroughly verified. The composition of ingredients may be modified accordingly to achieve the desired target tissue parameters required for routine SAR evaluation.

Frequency (MHz)	Water (%)	Sugar (%)	Cellulose (%)	Salt (%)	Preventol (%)	DGBE (%)	Conductivity ( $\sigma$ )	Permittivity ( $\epsilon_r$ )
750	41.1	57.0	0.2	1.4	0.2	0	0.89	41.9
835	40.3	57.9	0.2	1.4	0.2	0	0.90	41.5
900	40.3	57.9	0.2	1.4	0.2	0	0.97	41.5
1800, 1900, 2000	55.2	0	0	0.3	0	44.5	1.40	40.0
2450	55.0	0	0	0	0	45.0	1.80	39.2
2600	54.8	0	0	0.1	0	45.1	1.96	39.0

**Simulating Liquid for 5GHz, Manufactured by SPEAG**

Ingredients	(% by weight)
Water	64~78%
Mineral oil	11~18%
Emulsifiers	9~15%
Additives and Salt	2~3%

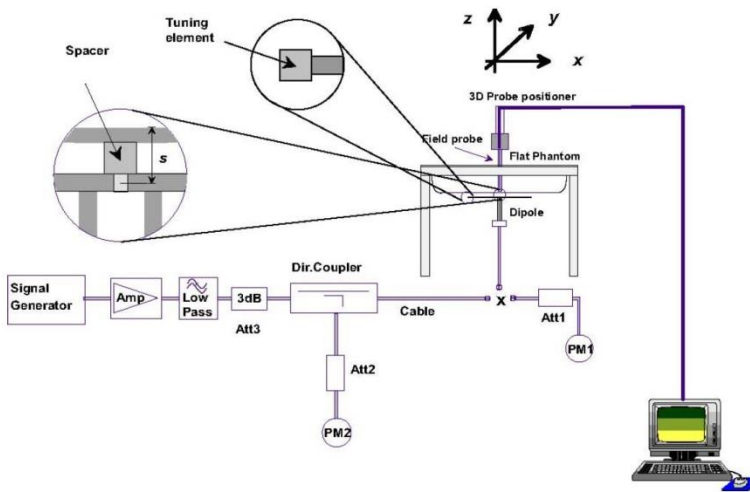
**<Tissue Dielectric Parameter Check Results>**

Frequency (MHz)	Liquid Temp. (°C)	Conductivity ( $\sigma$ )	Permittivity ( $\epsilon_r$ )	Conductivity Target ( $\sigma$ )	Permittivity Target ( $\epsilon_r$ )	Delta ( $\sigma$ ) (%)	Delta ( $\epsilon_r$ ) (%)	Limit (%)	Date
750	22.9	0.889	41.279	0.89	41.90	-0.11	-1.48	±5	2020/8/16
750	22.7	0.915	41.988	0.89	41.90	2.81	0.21	±5	2020/8/17
835	22.9	0.887	41.951	0.90	41.50	-1.44	1.09	±5	2020/8/16
1750	22.4	1.357	40.323	1.37	40.10	-0.95	0.56	±5	2020/9/4
1750	22.3	1.396	39.267	1.37	40.10	1.90	-2.08	±5	2020/9/7
1750	22.7	1.379	39.432	1.37	40.10	0.66	-1.67	±5	2020/9/11
1900	22.4	1.443	39.949	1.40	40.00	3.07	-0.13	±5	2020/8/18
1900	22.4	1.433	40.895	1.40	40.00	2.36	2.24	±5	2020/9/4
1900	22.4	1.421	39.521	1.40	40.00	1.50	-1.20	±5	2020/9/10
1900	22.7	1.434	39.690	1.40	40.00	2.43	-0.78	±5	2020/9/11
2300	22.4	1.646	39.655	1.67	39.50	-1.44	0.39	±5	2020/9/4
2600	22.6	1.940	39.448	1.96	39.00	-1.02	1.15	±5	2020/9/9
2600	22.7	1.968	38.191	1.96	39.00	0.41	-2.07	±5	2020/9/11
3500	22.7	2.888	37.776	2.91	37.90	-0.76	-0.33	±5	2020/9/11
3700	22.6	3.163	38.545	3.12	37.70	1.38	2.24	±5	2020/9/6

**10.3 System Performance Check Results**

Comparing to the original SAR value provided by SPEAG, the verification data should be within its specification of 10 %. Below table shows the target SAR and measured SAR after normalized to 1W input power. The table below indicates the system performance check can meet the variation criterion and the plots can be referred to Appendix A of this report.

Date	Frequency (MHz)	Input Power (mW)	Dipole S/N	Probe S/N	DAE S/N	Measured 1g SAR (W/kg)	Targeted 1g SAR (W/kg)	Normalized 1g SAR (W/kg)	Deviation (%)
2020/8/16	750	250	D750V3-1107	EX3DV4 - SN3642	DAE4 Sn376	2.16	8.32	8.64	3.85
2020/8/17	750	250	D750V3-1107	EX3DV4 - SN3642	DAE4 Sn376	2.10	8.32	8.4	0.96
2020/8/16	835	250	D835V2-4d167	EX3DV4 - SN3642	DAE4 Sn376	2.24	9.55	8.96	-6.18
2020/9/4	1750	250	D1750V2-1112	EX3DV4 - SN3642	DAE4 Sn376	9.16	36.70	36.64	-0.16
2020/9/7	1750	250	D1750V2-1112	EX3DV4 - SN3642	DAE4 Sn376	9.85	36.70	39.4	7.36
2020/9/11	1750	250	D1750V2-1112	ES3DV3 - SN3071	DAE4 Sn916	8.44	36.70	33.76	-8.01
2020/8/18	1900	250	D1900V2-5d185	EX3DV4 - SN3642	DAE4 Sn376	10.10	39.40	40.4	2.54
2020/9/4	1900	250	D1900V2-5d185	EX3DV4 - SN3642	DAE4 Sn376	10.10	39.40	40.4	2.54
2020/9/10	1900	250	D1900V2-5d185	ES3DV3 - SN3071	DAE4 Sn916	9.77	39.40	39.08	-0.81
2020/9/11	1900	250	D1900V2-5d185	ES3DV3 - SN3071	DAE4 Sn916	9.86	39.40	39.44	0.10
2020/9/4	2300	250	D2300V2-1006	EX3DV4 - SN3642	DAE4 Sn376	11.80	48.70	47.2	-3.08
2020/9/9	2600	250	D2600V2-1078	ES3DV3 - SN3071	DAE4 Sn916	15.20	57.60	60.8	5.56
2020/9/11	2600	250	D2600V2-1078	ES3DV3 - SN3071	DAE4 Sn916	15.40	57.60	61.6	6.94
2020/9/11	3500	100	D3500V2-1014	EX3DV4 - SN3642	DAE4 Sn376	6.34	67.90	63.4	-6.63
2020/9/6	3700	100	D3700V2-1006	EX3DV4 - SN3642	DAE4 Sn376	6.48	67.30	64.8	-3.71



**Fig 8.3.1 System Performance Check Setup**



**Fig 8.3.2 Setup Photo**





## **11. RF Exposure Positions**

### **11.1 Wireless Router**

Some battery-operated handsets have the capability to transmit and receive user through simultaneous transmission of WIFI simultaneously with a separate licensed transmitter. The FCC has provided guidance in FCC KDB Publication 941225 D06 v02r01 where SAR test considerations for handsets (L x W  $\geq$  9 cm x 5 cm) are based on a composite test separation distance of 10mm from the front, back and edges of the device containing transmitting antennas within 2.5cm of their edges, determined from general mixed use conditions for this type of devices. Since the hotspot SAR results may overlap with the body-worn accessory SAR requirements, the more conservative configurations can be considered, thus excluding some body-worn accessory SAR tests.

When the user enables the personal wireless router functions for the handset, actual operations include simultaneous transmission of both the WIFI transmitter and another licensed transmitter. Both transmitters often do not transmit at the same transmitting frequency and thus cannot be evaluated for SAR under actual use conditions due to the limitations of the SAR assessment probes. Therefore, SAR must be evaluated for each frequency transmission and mode separately and spatially summed with the WIFI transmitter according to FCC KDB Publication 447498 D01v06 publication procedures. The "Portable Hotspot" feature on the handset was NOT activated during SAR assessments, to ensure the SAR measurements were evaluated for a single transmission frequency RF signal at a time.

## **12. UMTS/LTE Output Power (Unit: dBm)**

### **<WCDMA Conducted Power>**

1. The following tests were conducted according to the test requirements outlines in 3GPP TS 34.121 specification.
2. The procedures in KDB 941225 D01v03r01 are applied for 3GPP Rel. 6 HSPA to configure the device in the required sub-test mode(s) to determine SAR test exclusion.
3. For DC-HSDPA, the device was configured according to the H-Set 12, Fixed Reference Channel (FRC) configuration in Table C.8.1.12 of 3GPP TS 34.121-1, with the primary and the secondary serving HS-DSCH Cell enabled during the power measurement.

A summary of these settings are illustrated below:

### **HSDPA Setup Configuration:**

- a. The EUT was connected to Base Station Agilent E5515C referred to the Setup Configuration.
- b. The RF path losses were compensated into the measurements.
- c. A call was established between EUT and Base Station with following setting:
  - i. Set Gain Factors ( $\beta_c$  and  $\beta_d$ ) and parameters were set according to each
  - ii. Specific sub-test in the following table, C10.1.4, quoted from the TS 34.121
  - iii. Set RMC 12.2Kbps + HSDPA mode.
  - iv. Set Cell Power = -86 dBm
  - v. Set HS-DSCH Configuration Type to FRC (H-set 1, QPSK)
  - vi. Select HSDPA Uplink Parameters
  - vii. Set Delta ACK, Delta NACK and Delta CQI = 8
  - viii. Set Ack-Nack Repetition Factor to 3
  - ix. Set CQI Feedback Cycle (k) to 4 ms
  - x. Set CQI Repetition Factor to 2
  - xi. Power Ctrl Mode = All Up bits
- d. The transmitted maximum output power was recorded.

**Table C.10.1.4:  $\beta$  values for transmitter characteristics tests with HS-DPCCH**

Sub-test	$\beta_c$	$\beta_d$	$\beta_d$ (SF)	$\beta_c/\beta_d$	$\beta_{HS}$ (Note 1, Note 2)	CM (dB) (Note 3)	MPR (dB) (Note 3)
1	2/15	15/15	64	2/15	4/15	0.0	0.0
2	12/15 (Note 4)	15/15 (Note 4)	64	12/15 (Note 4)	24/15	1.0	0.0
3	15/15	8/15	64	15/8	30/15	1.5	0.5
4	15/15	4/15	64	15/4	30/15	1.5	0.5

Note 1:  $\Delta_{ACK}$ ,  $\Delta_{NACK}$  and  $\Delta_{CQI} = 30/15$  with  $\beta_{HS} = 30/15 * \beta_c$ .

Note 2: For the HS-DPCCH power mask requirement test in clause 5.2C, 5.7A, and the Error Vector Magnitude (EVM) with HS-DPCCH test in clause 5.13.1A, and HSDPA EVM with phase discontinuity in clause 5.13.1AA,  $\Delta_{ACK}$  and  $\Delta_{NACK} = 30/15$  with  $\beta_{HS} = 30/15 * \beta_c$ , and  $\Delta_{CQI} = 24/15$  with  $\beta_{HS} = 24/15 * \beta_c$ .

Note 3: CM = 1 for  $\beta_c/\beta_d = 12/15$ ,  $\beta_{HS}/\beta_c = 24/15$ . For all other combinations of DPDCCH, DPCCH and HS-DPCCH the MPR is based on the relative CM difference. This is applicable for only UEs that support HSDPA in release 6 and later releases.

Note 4: For subtest 2 the  $\beta_c/\beta_d$  ratio of 12/15 for the TFC during the measurement period (TF1, TF0) is achieved by setting the signalled gain factors for the reference TFC (TF1, TF1) to  $\beta_c = 11/15$  and  $\beta_d = 15/15$ .

### **Setup Configuration**

**HSUPA Setup Configuration:**

- a. The EUT was connected to Base Station Agilent E5515C referred to the Setup Configuration.
- b. The RF path losses were compensated into the measurements.
- c. A call was established between EUT and Base Station with following setting \* :
  - i. Call Configs = 5.2B, 5.9B, 5.10B, and 5.13.2B with QPSK
  - ii. Set the Gain Factors ( $\beta_c$  and  $\beta_d$ ) and parameters (AG Index) were set according to each specific sub-test in the following table, C11.1.3, quoted from the TS 34.121
  - iii. Set Cell Power = -86 dBm
  - iv. Set Channel Type = 12.2k + HSPA
  - v. Set UE Target Power
  - vi. Power Ctrl Mode= Alternating bits
  - vii. Set and observe the E-TFCl
  - viii. Confirm that E-TFCl is equal to the target E-TFCl of 75 for sub-test 1, and other subtest's E-TFCl
- d. The transmitted maximum output power was recorded.

**Table C.11.1.3:  $\beta$  values for transmitter characteristics tests with HS-DPCCH and E-DCH**

Sub-test	$\beta_c$	$\beta_d$	$\beta_d$ (SF)	$\beta_c/\beta_d$	$\beta_{HS}$ (Note1)	$\beta_{ec}$	$\beta_{ed}$ (Note 4) (Note 5)	$\beta_{ed}$ (SF)	$\beta_{ed}$ (Codes)	CM (dB) (Note 2)	MPR (dB) (Note 2) (Note 6)	AG Index (Note 5)	E-TFCl
1	11/15 (Note 3)	15/15 (Note 3)	64	11/15 (Note 3)	22/15	209/25	1309/225	4	1	1.0	0.0	20	75
2	6/15	15/15	64	6/15	12/15	12/15	94/75	4	1	3.0	2.0	12	67
3	15/15	9/15	64	15/9	30/15	30/15	$\beta_{ed1}: 47/15$ $\beta_{ed2}: 47/15$	4 4	2	2.0	1.0	15	92
4	2/15	15/15	64	2/15	4/15	2/15	56/75	4	1	3.0	2.0	17	71
5	15/15	0	-	-	5/15	5/15	47/15	4	1	1.0	0.0	12	67

Note 1: For sub-test 1 to 4,  $\Delta_{ACK}$ ,  $\Delta_{NACK}$  and  $\Delta_{CQI} = 30/15$  with  $\beta_{hs} = 30/15 * \beta_c$ . For sub-test 5,  $\Delta_{ACK}$ ,  $\Delta_{NACK}$  and  $\Delta_{CQI} = 5/15$  with  $\beta_{hs} = 5/15 * \beta_c$ .

Note 2: CM = 1 for  $\beta_c/\beta_d = 12/15$ ,  $\beta_{hs}/\beta_c = 24/15$ . For all other combinations of DPDCCH, DPCCH, HS- DPDCCH, E-DPDCCH and E-DPCCH the MPR is based on the relative CM difference.

Note 3: For subtest 1 the  $\beta_c/\beta_d$  ratio of 11/15 for the TFC during the measurement period (TF1, TF0) is achieved by setting the signalled gain factors for the reference TFC (TF1, TF1) to  $\beta_c = 10/15$  and  $\beta_d = 15/15$ .

Note 4: In case of testing by UE using E-DPDCCH Physical Layer category 1, Sub-test 3 is omitted according to TS25.306 Table 5.1g.

Note 5:  $\beta_{ed}$  can not be set directly; it is set by Absolute Grant Value.

Note 6: For subtests 2, 3 and 4, UE may perform E-DPDCCH power scaling at max power which could results in slightly smaller MPR values.

**Setup Configuration**

**DC-HSDPA 3GPP release 8 Setup Configuration:**

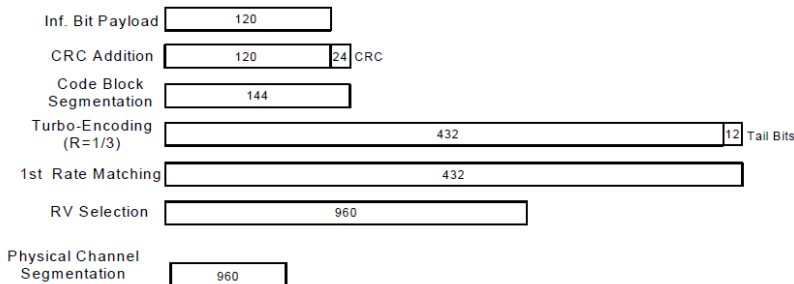
- a. The EUT was connected to Base Station Agilent E5515C referred to the Setup Configuration below
- b. The RF path losses were compensated into the measurements.
- c. A call was established between EUT and Base Station with following setting:
  - i. Set RMC 12.2Kbps + HSDPA mode.
  - ii. Set Cell Power = -25 dBm
  - iii. Set HS-DSCH Configuration Type to FRC (H-set 12, QPSK)
  - iv. Select HSDPA Uplink Parameters
  - v. Set Gain Factors ( $\beta_c$  and  $\beta_d$ ) and parameters were set according to each Specific sub-test in the following table, C10.1.4, quoted from the TS 34.121
    - a). Subtest 1:  $\beta_c/\beta_d=2/15$
    - b). Subtest 2:  $\beta_c/\beta_d=12/15$
    - c). Subtest 3:  $\beta_c/\beta_d=15/8$
    - d). Subtest 4:  $\beta_c/\beta_d=15/4$
  - vi. Set Delta ACK, Delta NACK and Delta CQI = 8
  - vii. Set Ack-Nack Repetition Factor to 3
  - viii. Set CQI Feedback Cycle (k) to 4 ms
  - ix. Set CQI Repetition Factor to 2
  - x. Power Ctrl Mode = All Up bits
- d. The transmitted maximum output power was recorded.

The following tests were conducted according to the test requirements outlines in 3GPP TS 34.121 specification. A summary of these settings are illustrated below:

**C.8.1.12 Fixed Reference Channel Definition H-Set 12**

**Table C.8.1.12: Fixed Reference Channel H-Set 12**

Parameter	Unit	Value
Nominal Avg. Inf. Bit Rate	kbps	60
Inter-TTI Distance	TTI's	1
Number of HARQ Processes	Processes	6
Information Bit Payload ( $N_{INF}$ )	Bits	120
Number Code Blocks	Blocks	1
Binary Channel Bits Per TTI	Bits	960
Total Available SML's in UE	SML's	19200
Number of SML's per HARQ Proc.	SML's	3200
Coding Rate		0.15
Number of Physical Channel Codes	Codes	1
Modulation		QPSK
Note 1: The RMC is intended to be used for DC-HSDPA mode and both cells shall transmit with identical parameters as listed in the table. Note 2: Maximum number of transmission is limited to 1, i.e., retransmission is not allowed. The redundancy and constellation version 0 shall be used.		



**Figure C.8.19: Coding rate for Fixed reference Channel H-Set 12 (QPSK)**

**Setup Configuration**



**<WCDMA Conducted Power>**

**General Note:**

1. Per KDB 941225 D01v03r01, for SAR testing is measured using a 12.2 kbps RMC with TPC bits configured to all "1's".
2. Per KDB 941225 D01v03r01, RMC 12.2kbps setting is used to evaluate SAR. The maximum output power and tune-up tolerance specified for production units in HSDPA / HSUPA / DC-HSDPA is  $\leq \frac{1}{4}$  dB higher than RMC 12.2Kbps or when the highest reported SAR of the RMC12.2Kbps is scaled by the ratio of specified maximum output power and tune-up tolerance of HSDPA / HSUPA / DC-HSDPA to RMC12.2Kbps and the adjusted SAR is  $\leq 1.2$  W/kg, SAR measurement is not required for HSDPA / HSUPA / DC-HSDPA, and according to the following RF output power, the output power results of the secondary modes (HSUPA, HSDPA, DC-HSDPA) are less than  $\frac{1}{4}$  dB higher than the primary modes; therefore, SAR measurement is not required for HSDPA / HSUPA / DC-HSDPA.

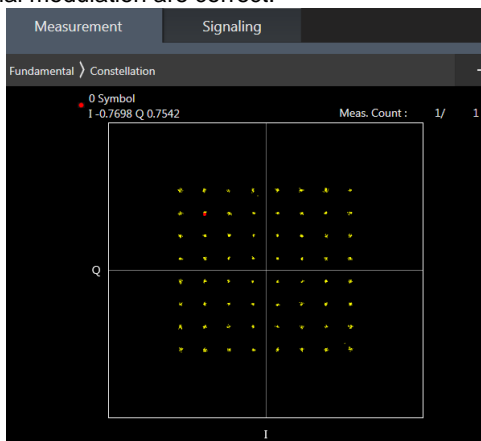
**Ant 0**

Band		WCDMA II			Tune-up Limit (dBm)	WCDMA IV			Tune-up Limit (dBm)	WCDMA V			Tune-up Limit (dBm)
TX Channel	Rx Channel	9262	9400	9538		1312	1413	1513		4132	4182	4233	
Frequency (MHz)		1852.4	1880	1907.6	1712.4	1732.6	1752.6	826.4	836.4	846.6			
3GPP Rel 99	RMC 12.2Kbps	23.82	23.89	23.79	24.00	17.29	17.23	17.39	18.40	23.47	23.63	23.82	24.00
3GPP Rel 6	HSDPA Subtest-1	22.84	22.93	22.83	23.00	16.12	16.33	16.42	17.40	22.47	22.60	22.81	23.00
3GPP Rel 6	HSDPA Subtest-2	22.85	22.89	22.86	23.00	16.19	16.23	16.48	17.40	22.49	22.63	22.82	23.00
3GPP Rel 6	HSDPA Subtest-3	22.34	22.41	22.37	22.50	15.63	15.74	15.90	16.90	21.96	22.10	22.34	22.50
3GPP Rel 6	HSDPA Subtest-4	22.33	22.40	22.33	22.50	15.64	15.76	15.89	16.90	21.96	22.11	22.34	22.50
3GPP Rel 8	DC-HSDPA Subtest-1	22.83	22.85	22.83	23.00	16.04	16.30	16.39	17.40	22.47	22.56	22.81	23.00
3GPP Rel 8	DC-HSDPA Subtest-2	22.83	22.82	22.81	23.00	16.10	16.17	16.38	17.40	22.40	22.63	22.82	23.00
3GPP Rel 8	DC-HSDPA Subtest-3	22.27	22.41	22.27	22.50	15.54	15.64	15.80	16.90	21.89	22.01	22.26	22.50
3GPP Rel 8	DC-HSDPA Subtest-4	22.25	22.32	22.25	22.50	15.60	15.73	15.88	16.90	21.90	22.04	22.27	22.50
3GPP Rel 6	HSUPA Subtest-1	22.87	22.96	22.88	23.00	16.11	16.23	16.39	17.40	22.28	22.48	22.65	23.00
3GPP Rel 6	HSUPA Subtest-2	20.89	20.81	20.85	21.00	14.18	14.39	14.50	15.40	20.27	20.41	20.63	21.00
3GPP Rel 6	HSUPA Subtest-3	21.87	21.95	21.82	22.00	15.12	15.41	15.43	16.40	21.30	21.43	21.69	22.00
3GPP Rel 6	HSUPA Subtest-4	20.93	20.97	20.88	21.00	14.17	14.38	14.48	15.40	20.26	20.39	20.66	21.00
3GPP Rel 6	HSUPA Subtest-5	22.80	23.00	22.90	23.00	16.09	16.28	16.42	17.40	22.30	22.40	22.70	23.00

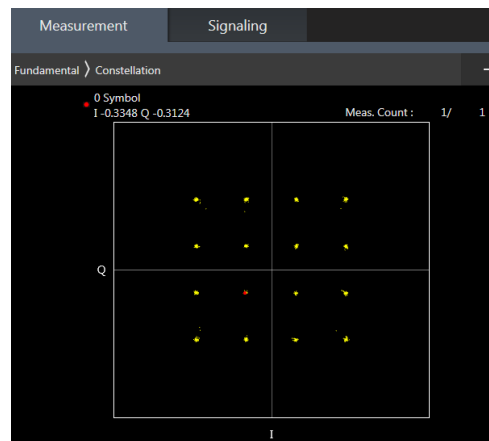
**<LTE Conducted Power>**

**General Note:**

1. Anritsu MT8820C base station simulator was used to setup the connection with EUT; the frequency band, channel bandwidth, RB allocation configuration, modulation type are set in the base station simulator to configure EUT transmitting at maximum power and at different configurations which are requested to be reported to FCC, for conducted power measurement and SAR testing.
2. Per KDB 941225 D05v02r05, when a properly configured base station simulator is used for the SAR and power measurements, spectrum plots for each RB allocation and offset configuration is not required.
3. Per KDB 941225 D05v02r05, start with the largest channel bandwidth and measure SAR for QPSK with 1 RB allocation, using the RB offset and required test channel combination with the highest maximum output power for RB offsets at the upper edge, middle and lower edge of each required test channel.
4. Per KDB 941225 D05v02r05, 50% RB allocation for QPSK SAR testing follows 1RB QPSK allocation procedure.
5. Per KDB 941225 D05v02r05, For QPSK with 100% RB allocation, SAR is not required when the highest maximum output power for 100 % RB allocation is less than the highest maximum output power in 50% and 1 RB allocations and the highest reported SAR for 1 RB and 50% RB allocation are  $\leq 0.8$  W/kg. Otherwise, SAR is measured for the highest output power channel; and if the reported SAR is  $> 1.45$  W/kg, the remaining required test channels must also be tested.
6. Per KDB 941225 D05v02r05, 16QAM output power for each RB allocation configuration is  $>$  not  $\frac{1}{2}$  dB higher than the same configuration in QPSK and the reported SAR for the QPSK configuration is  $\leq 1.45$  W/kg; Per KDB 941225 D05v02r05, 16QAM SAR testing is not required.
7. Per KDB 941225 D05v02r05, Smaller bandwidth output power for each RB allocation configuration is  $>$  not  $\frac{1}{2}$  dB higher than the same configuration in the largest supported bandwidth, and the reported SAR for the largest supported bandwidth is  $\leq 1.45$  W/kg; Per KDB 941225 D05v02r05, smaller bandwidth SAR testing is not required.
8. For LTE B12/B26/B71 the maximum bandwidth does not support three non-overlapping channels, per KDB 941225 D05v02r05, when a device supports overlapping channel assignment in a channel bandwidth configuration, the middle channel of the group of overlapping channels should be selected for testing.
9. LTE band 2/4/5/17/38 SAR test was covered by Band 25/66/26/12/41; according to April 2015 TCB workshop, SAR test for overlapping LTE bands can be reduced if
  - a. the maximum output power, including tolerance, for the smaller band is  $\leq$  the larger band to qualify for the SAR test exclusion
  - b. the channel bandwidth and other operating parameters for the smaller band are fully supported by the larger band
10. According to 2017 TCB workshop, for 64 QAM and 16 QAM should be verified by checking the signal constellation with a call box to avoid incorrect maximum power levels due to MPR and other requirements associated with signal modulation, and the following figure is taken from the "Fundamental Measurement >> Modulation Analysis >> constellation" mode of the device connect to the MT8821C base station, therefore, the device 64QAM and 16QAM signal modulation are correct.



**64QAM**



**16QAM**



**Ant 0**

**<LTE Band 2>**

BW [MHz]	Modulation	RB Size	RB Offset	Power Low Ch. / Freq.	Power Middle Ch. / Freq.	Power High Ch. / Freq.	Tune-up limit (dBm)	MPR (dB)
Channel				18700	18900	19100		
Frequency (MHz)				1860	1880	1900		
20	QPSK	1	0	23.44	23.28	23.22	24	0
20	QPSK	1	49	23.37	23.29	23.23		
20	QPSK	1	99	23.35	23.26	23.21		
20	QPSK	50	0	22.54	22.30	22.28	23	1
20	QPSK	50	24	22.57	22.33	22.26		
20	QPSK	50	50	22.52	22.41	22.34		
20	QPSK	100	0	22.58	22.34	22.23		
20	16QAM	1	0	22.74	22.60	22.50	23	1
20	16QAM	1	49	22.70	22.60	22.52		
20	16QAM	1	99	22.72	22.58	22.42		
20	16QAM	50	0	21.49	21.22	21.32	22	2
20	16QAM	50	24	21.60	21.31	21.25		
20	16QAM	50	50	21.52	21.45	21.33		
20	16QAM	100	0	21.53	21.30	21.27		
20	64QAM	1	0	21.56	21.41	21.42	22	2
20	64QAM	1	49	21.56	21.55	21.43		
20	64QAM	1	99	21.62	21.55	21.42		
20	64QAM	50	0	20.55	20.33	20.33	21	3
20	64QAM	50	24	20.62	20.37	20.29		
20	64QAM	50	50	20.52	20.43	20.39		
20	64QAM	100	0	20.50	20.37	20.34		
20	256QAM	1	0	18.72	18.44	18.45	20	4
20	256QAM	1	49	18.52	18.59	18.45		
20	256QAM	1	99	18.80	18.73	18.56		
20	256QAM	50	0	18.59	18.37	18.36	20	4
20	256QAM	50	24	18.64	18.37	18.34		
20	256QAM	50	50	18.61	18.51	18.41		
20	256QAM	100	0	18.65	18.42	18.33		
Channel				18675	18900	19125		
Frequency (MHz)				1857.5	1880	1902.5		
15	QPSK	1	0	23.39	23.28	23.13	24	0
15	QPSK	1	37	23.28	23.21	23.16		
15	QPSK	1	74	23.30	23.26	23.15		
15	QPSK	36	0	22.53	22.21	22.26	23	1
15	QPSK	36	20	22.57	22.31	22.16		
15	QPSK	36	39	22.51	22.34	22.30		
15	QPSK	75	0	22.53	22.29	22.13		
15	16QAM	1	0	22.65	22.60	22.47	23	1
15	16QAM	1	37	22.66	22.50	22.49		
15	16QAM	1	74	22.62	22.50	22.37		
15	16QAM	36	0	21.45	21.14	21.32	22	2
15	16QAM	36	20	21.58	21.25	21.16		
15	16QAM	36	39	21.47	21.43	21.27		
15	16QAM	75	0	21.51	21.29	21.17		
15	64QAM	1	0	21.49	21.31	21.35	22	2
15	64QAM	1	37	21.52	21.52	21.39		
15	64QAM	1	74	21.53	21.48	21.33		
15	64QAM	36	0	20.48	20.33	20.33	21	3
15	64QAM	36	20	20.55	20.33	20.19		



**FCC SAR TEST REPORT**

**Report No. : FA041657-01A**

15	64QAM	36	39	20.43	20.35	20.32		
15	64QAM	75	0	20.41	20.34	20.24		
15	256QAM	1	0	18.68	18.36	18.39	20	4
15	256QAM	1	37	18.45	18.49	18.45		
15	256QAM	1	74	18.79	18.66	18.56		
15	256QAM	36	0	18.55	18.35	18.27	20	4
15	256QAM	36	20	18.64	18.31	18.25		
15	256QAM	36	39	18.56	18.44	18.41		
15	256QAM	75	0	18.64	18.37	18.23		
Channel				18650	18900	19150	Tune-up limit (dBm)	MPR (dB)
Frequency (MHz)				1855	1880	1905		
10	QPSK	1	0	23.38	23.27	23.22	24	0
10	QPSK	1	25	23.29	23.27	23.15		
10	QPSK	1	49	23.32	23.25	23.19		
10	QPSK	25	0	22.44	22.20	22.22	23	1
10	QPSK	25	12	22.49	22.24	22.22		
10	QPSK	25	25	22.47	22.33	22.31		
10	QPSK	50	0	22.50	22.25	22.16		
10	16QAM	1	0	22.73	22.58	22.41	23	1
10	16QAM	1	25	22.66	22.53	22.47		
10	16QAM	1	49	22.71	22.48	22.37		
10	16QAM	25	0	21.46	21.16	21.30	22	2
10	16QAM	25	12	21.53	21.26	21.21		
10	16QAM	25	25	21.44	21.41	21.29		
10	16QAM	50	0	21.50	21.26	21.23		
10	64QAM	1	0	21.54	21.36	21.37	22	2
10	64QAM	1	25	21.56	21.51	21.42		
10	64QAM	1	49	21.57	21.48	21.38		
10	64QAM	25	0	20.45	20.27	20.26		
10	64QAM	25	12	20.55	20.27	20.28	21	3
10	64QAM	25	25	20.46	20.33	20.30		
10	64QAM	50	0	20.43	20.27	20.24		
10	256QAM	1	0	18.63	18.35	18.43	20	4
10	256QAM	1	25	18.52	18.53	18.41		
10	256QAM	1	49	18.74	18.69	18.54		
10	256QAM	25	0	18.52	18.37	18.35	20	4
10	256QAM	25	12	18.64	18.28	18.30		
10	256QAM	25	25	18.52	18.50	18.32		
10	256QAM	50	0	18.60	18.35	18.24		
Channel				18625	18900	19175	Tune-up limit (dBm)	MPR (dB)
Frequency (MHz)				1852.5	1880	1907.5		
5	QPSK	1	0	23.31	23.24	23.17	24	0
5	QPSK	1	12	23.34	23.28	23.17		
5	QPSK	1	24	23.29	23.21	23.19		
5	QPSK	12	0	22.46	22.25	22.20	23	1
5	QPSK	12	7	22.48	22.24	22.26		
5	QPSK	12	13	22.46	22.39	22.30		
5	QPSK	25	0	22.49	22.34	22.14		
5	16QAM	1	0	22.74	22.53	22.48	23	1
5	16QAM	1	12	22.62	22.55	22.42		
5	16QAM	1	24	22.68	22.58	22.38		
5	16QAM	12	0	21.46	21.16	21.32	22	2
5	16QAM	12	7	21.55	21.22	21.19		
5	16QAM	12	13	21.42	21.45	21.28		
5	16QAM	25	0	21.50	21.26	21.26		
5	64QAM	1	0	21.53	21.35	21.40	22	2





**FCC SAR TEST REPORT**

**Report No. : FA041657-01A**

5	64QAM	1	12	21.55	21.47	21.39		
5	64QAM	1	24	21.53	21.47	21.37		
5	64QAM	12	0	20.51	20.27	20.26	21	3
5	64QAM	12	7	20.62	20.34	20.19		
5	64QAM	12	13	20.49	20.43	20.37		
5	64QAM	25	0	20.43	20.32	20.25		
5	256QAM	1	0	18.65	18.41	18.39	20	4
5	256QAM	1	12	18.47	18.58	18.39		
5	256QAM	1	24	18.70	18.68	18.54		
5	256QAM	12	0	18.56	18.27	18.27	20	4
5	256QAM	12	7	18.62	18.35	18.31		
5	256QAM	12	13	18.60	18.50	18.34		
5	256QAM	25	0	18.65	18.40	18.29		
Channel				18615	18900	19185	Tune-up limit (dBm)	MPR (dB)
Frequency (MHz)				1851.5	1880	1908.5		
3	QPSK	1	0	23.39	23.28	23.14	24	0
3	QPSK	1	8	23.35	23.26	23.21		
3	QPSK	1	14	23.26	23.20	23.19		
3	QPSK	8	0	22.44	22.20	22.20	23	1
3	QPSK	8	4	22.53	22.23	22.26		
3	QPSK	8	7	22.44	22.37	22.26		
3	QPSK	15	0	22.55	22.27	22.13		
3	16QAM	1	0	22.64	22.50	22.41	23	1
3	16QAM	1	8	22.60	22.57	22.50		
3	16QAM	1	14	22.65	22.52	22.34		
3	16QAM	8	0	21.41	21.20	21.27	22	2
3	16QAM	8	4	21.55	21.24	21.18		
3	16QAM	8	7	21.44	21.37	21.33		
3	16QAM	15	0	21.45	21.25	21.22		
3	64QAM	1	0	21.52	21.34	21.35	22	2
3	64QAM	1	8	21.53	21.45	21.34		
3	64QAM	1	14	21.53	21.45	21.41		
3	64QAM	8	0	20.51	20.25	20.31	21	3
3	64QAM	8	4	20.56	20.30	20.22		
3	64QAM	8	7	20.46	20.34	20.33		
3	64QAM	15	0	20.50	20.35	20.32		
3	256QAM	1	0	18.66	18.43	18.41	20	4
3	256QAM	1	8	18.48	18.49	18.42		
3	256QAM	1	14	18.78	18.68	18.51		
3	256QAM	8	0	18.55	18.30	18.28	20	4
3	256QAM	8	4	18.63	18.36	18.34		
3	256QAM	8	7	18.54	18.42	18.34		
3	256QAM	15	0	18.55	18.32	18.30		
Channel				18607	18900	19193	Tune-up limit (dBm)	MPR (dB)
Frequency (MHz)				1850.7	1880	1909.3		
1.4	QPSK	1	0	23.41	23.21	23.14	24	0
1.4	QPSK	1	3	23.42	23.28	23.13		
1.4	QPSK	1	5	23.40	23.20	23.16		
1.4	QPSK	3	0	23.42	23.26	23.20		
1.4	QPSK	3	1	23.43	23.28	23.19		
1.4	QPSK	3	3	23.42	23.26	23.17		
1.4	QPSK	6	0	22.50	22.32	22.20	23	1
1.4	16QAM	1	0	22.69	22.50	22.54	23	1
1.4	16QAM	1	3	22.75	22.54	22.47		
1.4	16QAM	1	5	22.73	22.58	22.47		
1.4	16QAM	3	0	22.52	22.32	22.23		



**FCC SAR TEST REPORT**

**Report No. : FA041657-01A**

1.4	16QAM	3	1	22.57	22.34	22.24		
1.4	16QAM	3	3	22.55	22.34	22.28		
1.4	16QAM	6	0	21.55	21.38	21.29	22	2
1.4	64QAM	1	0	21.64	21.58	21.39	22	2
1.4	64QAM	1	3	21.76	21.53	21.41		
1.4	64QAM	1	5	21.67	21.51	21.44		
1.4	64QAM	3	0	21.61	21.40	21.32		
1.4	64QAM	3	1	21.63	21.42	21.35		
1.4	64QAM	3	3	21.61	21.40	21.32		
1.4	64QAM	6	0	20.54	20.32	20.20	21	3
1.4	256QAM	1	0	18.71	18.42	18.38	20	4
1.4	256QAM	1	3	18.46	18.53	18.40		
1.4	256QAM	1	5	18.80	18.73	18.50		
1.4	256QAM	3	0	18.50	18.27	18.33		
1.4	256QAM	3	1	18.63	18.37	18.31		
1.4	256QAM	3	3	18.53	18.50	18.35		
1.4	256QAM	6	0	18.62	18.32	18.32	20	4



<LTE Band 4>

BW [MHz]	Modulation	RB Size	RB Offset	Power Low Ch. / Freq.	Power Middle Ch. / Freq.	Power High Ch. / Freq.	Tune-up limit (dBm)	MPR (dB)
Channel				20050	20175	20300		
Frequency (MHz)				1720	1732.5	1745		
20	QPSK	1	0	21.87	21.93	21.83	22	0
20	QPSK	1	49	21.71	21.71	21.61		
20	QPSK	1	99	21.70	21.59	21.51		
20	QPSK	50	0	21.96	21.93	21.94	22	0
20	QPSK	50	24	21.97	21.86	21.83		
20	QPSK	50	50	21.87	21.74	21.73		
20	QPSK	100	0	21.93	21.85	21.82		
20	16QAM	1	0	21.96	21.96	21.67	22	0
20	16QAM	1	49	21.69	21.65	21.64		
20	16QAM	1	99	21.60	21.61	21.56		
20	16QAM	50	0	21.67	21.85	21.51	22	0
20	16QAM	50	24	21.89	21.62	21.67		
20	16QAM	50	50	21.90	21.44	21.77		
20	16QAM	100	0	21.68	21.57	21.60		
20	64QAM	1	0	20.48	21.34	20.17	22	0
20	64QAM	1	49	21.42	20.50	21.01		
20	64QAM	1	99	20.61	20.30	21.54		
20	64QAM	50	0	19.73	19.87	19.58	21	1
20	64QAM	50	24	19.94	19.66	19.74		
20	64QAM	50	50	19.95	19.51	19.95		
20	64QAM	100	0	19.77	19.67	19.69		
20	256QAM	1	0	19.06	19.01	18.72	20	2
20	256QAM	1	49	18.97	18.84	18.84		
20	256QAM	1	99	19.27	19.00	18.89		
20	256QAM	50	0	18.95	18.97	18.92	20	2
20	256QAM	50	24	19.00	18.88	18.85		
20	256QAM	50	50	18.95	18.82	18.80		
20	256QAM	100	0	19.01	18.92	18.89		
Channel				20025	20175	20325	Tune-up limit (dBm)	MPR (dB)
Frequency (MHz)				1717.5	1732.5	1747.5		
15	QPSK	1	0	21.94	21.92	21.86	22	0
15	QPSK	1	37	21.77	21.76	21.63		
15	QPSK	1	74	21.76	21.68	21.59		
15	QPSK	36	0	21.98	21.94	21.90	22	0
15	QPSK	36	20	21.96	21.85	21.80		
15	QPSK	36	39	21.91	21.78	21.72		
15	QPSK	75	0	21.96	21.86	21.83		
15	16QAM	1	0	21.99	21.98	21.65	22	0
15	16QAM	1	37	21.74	21.71	21.73		
15	16QAM	1	74	21.74	21.52	21.54		
15	16QAM	36	0	21.55	21.74	21.57	22	0
15	16QAM	36	20	21.79	21.56	21.77		
15	16QAM	36	39	21.89	21.42	21.76		
15	16QAM	75	0	21.66	21.58	21.69		
15	64QAM	1	0	20.40	21.34	20.20	22	0
15	64QAM	1	37	21.05	20.39	21.03		
15	64QAM	1	74	21.19	20.23	21.37		
15	64QAM	36	0	19.58	19.81	19.61	21	1
15	64QAM	36	20	19.91	19.65	19.87		
15	64QAM	36	39	20.05	19.45	20.07		
15	64QAM	75	0	19.69	19.54	19.76		



**FCC SAR TEST REPORT**

**Report No. : FA041657-01A**

15	256QAM	1	0	19.02	18.91	18.72	20	2
15	256QAM	1	37	18.93	18.74	18.79		
15	256QAM	1	74	19.20	18.99	18.82		
15	256QAM	36	0	18.90	18.95	18.85	20	2
15	256QAM	36	20	18.94	18.86	18.84		
15	256QAM	36	39	18.94	18.76	18.80		
15	256QAM	75	0	18.95	18.87	18.86		
Channel				20000	20175	20350	Tune-up limit (dBm)	MPR (dB)
Frequency (MHz)				1715	1732.5	1750		
10	QPSK	1	0	21.85	21.83	21.72	22	0
10	QPSK	1	25	21.78	21.75	21.69		
10	QPSK	1	49	21.80	21.75	21.64		
10	QPSK	25	0	21.98	21.86	21.83	22	0
10	QPSK	25	12	21.99	21.88	21.83		
10	QPSK	25	25	22.00	21.88	21.82		
10	QPSK	50	0	21.99	21.85	21.85		
10	16QAM	1	0	21.91	21.88	21.67	22	0
10	16QAM	1	25	21.66	21.64	21.66		
10	16QAM	1	49	21.65	21.47	21.46		
10	16QAM	25	0	21.46	21.73	21.79	22	0
10	16QAM	25	12	21.62	21.59	21.86		
10	16QAM	25	25	21.79	21.46	21.81		
10	16QAM	50	0	21.55	21.51	21.82		
10	64QAM	1	0	20.30	21.08	20.61	22	0
10	64QAM	1	25	20.85	20.76	21.21		
10	64QAM	1	49	21.04	20.26	21.40		
10	64QAM	25	0	19.52	19.77	19.88	21	1
10	64QAM	25	12	19.68	19.63	20.03		
10	64QAM	25	25	19.84	19.46	20.17		
10	64QAM	50	0	19.56	19.59	19.92		
10	256QAM	1	0	18.96	19.01	18.67	20	2
10	256QAM	1	25	18.92	18.78	18.75		
10	256QAM	1	49	19.22	18.91	18.81		
10	256QAM	25	0	18.89	18.89	18.86	20	2
10	256QAM	25	12	18.90	18.86	18.76		
10	256QAM	25	25	18.92	18.81	18.75		
10	256QAM	50	0	18.94	18.85	18.82		
Channel				19975	20175	20375	Tune-up limit (dBm)	MPR (dB)
Frequency (MHz)				1712.5	1732.5	1752.5		
5	QPSK	1	0	21.84	21.80	21.69	22	0
5	QPSK	1	12	21.95	21.91	21.75		
5	QPSK	1	24	21.94	21.87	21.73		
5	QPSK	12	0	21.98	21.90	21.79	22	0
5	QPSK	12	7	21.99	21.92	21.81		
5	QPSK	12	13	21.98	21.94	21.83		
5	QPSK	25	0	21.97	21.89	21.79		
5	16QAM	1	0	21.90	21.84	21.81	22	0
5	16QAM	1	12	21.79	21.73	21.74		
5	16QAM	1	24	21.69	21.49	21.62		
5	16QAM	12	0	21.47	21.64	21.86	22	0
5	16QAM	12	7	21.52	21.65	21.87		
5	16QAM	12	13	21.57	21.56	21.84		
5	16QAM	25	0	21.43	21.54	21.84		
5	64QAM	1	0	20.47	20.92	21.04	22	0
5	64QAM	1	12	20.62	20.76	21.32		
5	64QAM	1	24	20.69	20.51	21.46		



**FCC SAR TEST REPORT**

**Report No. : FA041657-01A**

5	64QAM	12	0	19.54	19.75	20.17	21	1
5	64QAM	12	7	19.60	19.69	20.28		
5	64QAM	12	13	19.67	19.60	20.31		
5	64QAM	25	0	19.47	19.61	20.14	20	2
5	256QAM	1	0	18.98	18.99	18.63		
5	256QAM	1	12	18.94	18.77	18.83		
5	256QAM	1	24	19.20	19.00	18.80	20	2
5	256QAM	12	0	18.85	18.87	18.88		
5	256QAM	12	7	18.93	18.86	18.77		
5	256QAM	12	13	18.93	18.74	18.78		
5	256QAM	25	0	18.93	18.82	18.87	Tune-up limit (dBm)	MPR (dB)
Channel				19965	20175	20385		
Frequency (MHz)				1711.5	1732.5	1753.5		
3	QPSK	1	0	21.88	21.77	21.70	22	0
3	QPSK	1	8	21.98	21.92	21.76		
3	QPSK	1	14	21.92	21.85	21.73		
3	QPSK	8	0	21.92	21.85	21.79	22	0
3	QPSK	8	4	21.96	21.95	21.83		
3	QPSK	8	7	21.92	21.93	21.82		
3	QPSK	15	0	21.97	21.87	21.79		
3	16QAM	1	0	21.79	22.00	21.79	22	0
3	16QAM	1	8	21.73	21.70	21.56		
3	16QAM	1	14	21.69	21.53	21.55		
3	16QAM	8	0	21.43	21.64	21.86	22	0
3	16QAM	8	4	21.46	21.61	21.94		
3	16QAM	8	7	21.46	21.53	21.84		
3	16QAM	15	0	21.41	21.54	21.86		
3	64QAM	1	0	20.50	20.80	21.22	22	0
3	64QAM	1	8	20.64	20.78	21.44		
3	64QAM	1	14	20.60	20.63	21.45		
3	64QAM	8	0	19.46	19.65	20.24	21	1
3	64QAM	8	4	19.56	19.67	20.33		
3	64QAM	8	7	19.50	19.59	20.33		
3	64QAM	15	0	19.40	19.60	20.26		
3	256QAM	1	0	19.00	18.93	18.72	20	2
3	256QAM	1	8	18.96	18.77	18.77		
3	256QAM	1	14	19.25	18.95	18.88		
3	256QAM	8	0	18.93	18.97	18.87	20	2
3	256QAM	8	4	18.94	18.81	18.84		
3	256QAM	8	7	18.86	18.73	18.70		
3	256QAM	15	0	18.97	18.86	18.86		
Channel				19957	20175	20393	Tune-up limit (dBm)	MPR (dB)
Frequency (MHz)				1710.7	1732.5	1754.3		
1.4	QPSK	1	0	21.83	21.76	21.65	22	0
1.4	QPSK	1	3	21.90	21.84	21.73		
1.4	QPSK	1	5	21.83	21.78	21.68		
1.4	QPSK	3	0	21.86	21.83	21.68		
1.4	QPSK	3	1	21.93	21.85	21.69		
1.4	QPSK	3	3	21.89	21.83	21.71	22	0
1.4	QPSK	6	0	21.94	21.89	21.75	22	0
1.4	16QAM	1	0	21.89	21.97	21.80		
1.4	16QAM	1	3	21.76	21.71	21.66		
1.4	16QAM	1	5	21.59	21.47	21.53		
1.4	16QAM	3	0	21.97	21.90	21.80		
1.4	16QAM	3	1	21.96	21.96	21.83	22	0
1.4	16QAM	3	3	21.94	21.90	21.79		



**FCC SAR TEST REPORT**

**Report No. : FA041657-01A**

1.4	16QAM	6	0	21.34	21.51	21.82	22	0
1.4	64QAM	1	0	20.36	20.60	21.28	22	0
1.4	64QAM	1	3	20.52	20.66	21.41		
1.4	64QAM	1	5	20.48	20.56	21.32		
1.4	64QAM	3	0	20.41	20.62	21.29		
1.4	64QAM	3	1	20.53	20.73	21.40		
1.4	64QAM	3	3	20.44	20.61	21.32		
1.4	64QAM	6	0	19.34	19.50	20.21	21	1
1.4	256QAM	1	0	19.03	18.99	18.63	20	2
1.4	256QAM	1	3	18.97	18.84	18.74		
1.4	256QAM	1	5	19.26	18.91	18.88		
1.4	256QAM	3	0	18.91	18.89	18.90		
1.4	256QAM	3	1	18.99	18.81	18.78		
1.4	256QAM	3	3	18.91	18.78	18.80		
1.4	256QAM	6	0	18.97	18.92	18.88	20	2



<LTE Band 5>

BW [MHz]	Modulation	RB Size	RB Offset	Power Low Ch. / Freq.	Power Middle Ch. / Freq.	Power High Ch. / Freq.	Tune-up limit (dBm)	MPR (dB)
Channel				20450	20525	20600		
Frequency (MHz)				829	836.5	844		
10	QPSK	1	0	23.49	23.48	23.68	24	0
10	QPSK	1	25	23.42	23.51	23.66		
10	QPSK	1	49	23.47	23.60	23.62		
10	QPSK	25	0	22.53	22.59	22.71	23	1
10	QPSK	25	12	22.62	22.67	22.78		
10	QPSK	25	25	22.60	22.69	22.80		
10	QPSK	50	0	22.62	22.67	22.78	23	1
10	16QAM	1	0	22.90	22.88	22.97		
10	16QAM	1	25	22.82	22.89	22.99		
10	16QAM	1	49	22.89	22.99	22.99	22	2
10	16QAM	25	0	21.52	21.56	21.69		
10	16QAM	25	12	21.62	21.66	21.76		
10	16QAM	25	25	21.57	21.70	21.82	22	2
10	16QAM	50	0	21.62	21.67	21.77		
10	64QAM	1	0	21.74	21.75	21.84		
10	64QAM	1	25	21.78	21.78	22.00	22	2
10	64QAM	1	49	21.74	21.91	21.93		
10	64QAM	25	0	20.57	20.62	20.76		
10	64QAM	25	12	20.66	20.71	20.82	21	3
10	64QAM	25	25	20.61	20.73	20.87		
10	64QAM	50	0	20.64	20.72	20.81		
10	256QAM	1	0	18.66	18.70	18.82	20	4
10	256QAM	1	25	18.74	18.79	18.98		
10	256QAM	1	49	18.81	18.95	19.01		
10	256QAM	25	0	18.66	18.74	18.89	20	4
10	256QAM	25	12	18.66	18.66	18.96		
10	256QAM	25	25	18.61	18.74	18.91		
10	256QAM	50	0	18.76	18.75	18.94		
Channel				20425	20525	20625	Tune-up limit (dBm)	MPR (dB)
Frequency (MHz)				826.5	836.5	846.5		
5	QPSK	1	0	23.49	23.40	23.59	24	0
5	QPSK	1	12	23.40	23.41	23.57		
5	QPSK	1	24	23.37	23.56	23.62		
5	QPSK	12	0	22.48	22.50	22.65	23	1
5	QPSK	12	7	22.57	22.64	22.72		
5	QPSK	12	13	22.60	22.64	22.74		
5	QPSK	25	0	22.53	22.60	22.71	23	1
5	16QAM	1	0	22.84	22.83	22.94		
5	16QAM	1	12	22.74	22.88	22.91		
5	16QAM	1	24	22.86	22.98	22.93	22	2
5	16QAM	12	0	21.45	21.51	21.60		
5	16QAM	12	7	21.59	21.60	21.67		
5	16QAM	12	13	21.47	21.70	21.79	22	2
5	16QAM	25	0	21.58	21.65	21.73		
5	64QAM	1	0	21.65	21.75	21.80		
5	64QAM	1	12	21.72	21.75	21.97	22	2
5	64QAM	1	24	21.71	21.91	21.88		
5	64QAM	12	0	20.55	20.55	20.73		
5	64QAM	12	7	20.57	20.66	20.78	21	3
5	64QAM	12	13	20.52	20.67	20.82		
5	64QAM	25	0	20.64	20.70	20.76		



**FCC SAR TEST REPORT**

**Report No. : FA041657-01A**

5	256QAM	1	0	18.65	18.70	18.78	20	4
5	256QAM	1	12	18.72	18.70	18.91		
5	256QAM	1	24	18.75	18.93	18.92		
5	256QAM	12	0	18.58	18.66	18.83	20	4
5	256QAM	12	7	18.61	18.59	18.86		
5	256QAM	12	13	18.52	18.64	18.83		
5	256QAM	25	0	18.72	18.72	18.93	Tune-up limit (dBm)	MPR (dB)
Channel				20415	20525	20635		
Frequency (MHz)				825.5	836.5	847.5		
3	QPSK	1	0	23.47	23.39	23.53	24	0
3	QPSK	1	8	23.42	23.46	23.65		
3	QPSK	1	14	23.41	23.59	23.67		
3	QPSK	8	0	22.47	22.50	22.64	23	1
3	QPSK	8	4	22.57	22.65	22.76		
3	QPSK	8	7	22.51	22.65	22.75		
3	QPSK	15	0	22.59	22.62	22.70	23	1
3	16QAM	1	0	22.86	22.85	22.96		
3	16QAM	1	8	22.73	22.87	22.99		
3	16QAM	1	14	22.84	22.95	22.97	22	2
3	16QAM	8	0	21.52	21.53	21.62		
3	16QAM	8	4	21.61	21.63	21.71		
3	16QAM	8	7	21.51	21.63	21.79	22	2
3	16QAM	15	0	21.62	21.65	21.76		
3	64QAM	1	0	21.72	21.68	21.79		
3	64QAM	1	8	21.76	21.71	21.98	22	2
3	64QAM	1	14	21.69	21.82	21.83		
3	64QAM	8	0	20.51	20.53	20.72		
3	64QAM	8	4	20.65	20.61	20.75	21	3
3	64QAM	8	7	20.58	20.69	20.77		
3	64QAM	15	0	20.58	20.70	20.77		
3	256QAM	1	0	18.59	18.62	18.75	20	4
3	256QAM	1	8	18.74	18.69	18.95		
3	256QAM	1	14	18.75	18.90	19.01		
3	256QAM	8	0	18.60	18.70	18.80	20	4
3	256QAM	8	4	18.63	18.59	18.86		
3	256QAM	8	7	18.60	18.64	18.85		
3	256QAM	15	0	18.72	18.66	18.89	Tune-up limit (dBm)	MPR (dB)
Channel				20407	20525	20643		
Frequency (MHz)				824.7	836.5	848.3		
1.4	QPSK	1	0	23.52	23.53	23.59	24	0
1.4	QPSK	1	3	23.55	23.61	23.58		
1.4	QPSK	1	5	23.44	23.52	23.51		
1.4	QPSK	3	0	23.58	23.52	23.51	23	1
1.4	QPSK	3	1	23.58	23.55	23.51		
1.4	QPSK	3	3	23.50	23.57	23.57		
1.4	QPSK	6	0	22.59	22.65	22.84	23	1
1.4	16QAM	1	0	22.86	22.82	22.97	23	1
1.4	16QAM	1	3	22.92	22.94	23.00		
1.4	16QAM	1	5	22.82	22.89	22.97		
1.4	16QAM	3	0	22.63	22.62	22.86	22	2
1.4	16QAM	3	1	22.68	22.67	22.92		
1.4	16QAM	3	3	22.57	22.67	22.83		
1.4	16QAM	6	0	21.67	21.73	21.95	22	2
1.4	64QAM	1	0	21.75	21.79	21.95	22	2
1.4	64QAM	1	3	21.83	21.88	21.99		
1.4	64QAM	1	5	21.76	21.78	21.96		





**FCC SAR TEST REPORT**

**Report No. : FA041657-01A**

1.4	64QAM	3	0	21.72	21.72	21.97		
1.4	64QAM	3	1	21.78	21.79	21.94		
1.4	64QAM	3	3	21.71	21.75	21.96		
1.4	64QAM	6	0	20.62	20.67	20.85	21	3
1.4	256QAM	1	0	18.57	18.60	18.78	20	4
1.4	256QAM	1	3	18.64	18.69	18.96		
1.4	256QAM	1	5	18.74	18.95	18.93		
1.4	256QAM	3	0	18.64	18.68	18.87		
1.4	256QAM	3	1	18.60	18.60	18.96		
1.4	256QAM	3	3	18.51	18.65	18.84		
1.4	256QAM	6	0	18.74	18.70	18.88	20	4



<LTE Band 7>

BW [MHz]	Modulation	RB Size	RB Offset	Power Low Ch. / Freq.	Power Middle Ch. / Freq.	Power High Ch. / Freq.	Tune-up limit (dBm)	MPR (dB)
Channel			20850	21100	21350			
Frequency (MHz)			2510	2535	2560			
20	QPSK	1	0	17.60	17.56	17.33	18.5	0
20	QPSK	1	49	17.62	17.56	17.32		
20	QPSK	1	99	17.68	17.57	17.34		
20	QPSK	50	0	17.73	17.67	17.53	18.5	0
20	QPSK	50	24	17.83	17.70	17.53		
20	QPSK	50	50	17.82	17.68	17.49		
20	QPSK	100	0	17.77	17.69	17.49	18.5	0
20	16QAM	1	0	18.01	17.92	17.72		
20	16QAM	1	49	17.96	17.91	17.71		
20	16QAM	1	99	18.02	17.90	17.73	18.5	0
20	16QAM	50	0	17.74	17.69	17.53		
20	16QAM	50	24	17.81	17.72	17.53		
20	16QAM	50	50	17.85	17.69	17.51	18.5	0
20	16QAM	100	0	17.78	17.68	17.49		
20	64QAM	1	0	17.92	17.77	17.60		
20	64QAM	1	49	17.90	17.85	17.60	18.5	0
20	64QAM	1	99	17.89	17.80	17.50		
20	64QAM	50	0	17.71	17.74	17.55		
20	64QAM	50	24	17.83	17.76	17.56	18.5	0
20	64QAM	50	50	17.83	17.74	17.54		
20	64QAM	100	0	17.79	17.67	17.53		
20	256QAM	1	0	17.67	17.53	17.42	18.5	0
20	256QAM	1	49	17.59	17.48	17.32		
20	256QAM	1	99	17.59	17.42	17.31		
20	256QAM	50	0	17.44	17.36	17.27	18.5	0
20	256QAM	50	24	17.39	17.34	17.28		
20	256QAM	50	50	17.35	17.29	17.21		
20	256QAM	100	0	17.45	17.38	17.31		
Channel			20825	21100	21375	Tune-up limit (dBm)	MPR (dB)	
Frequency (MHz)			2507.5	2535	2562.5			
15	QPSK	1	0	17.53	17.51	17.30	18.5	0
15	QPSK	1	37	17.62	17.52	17.28		
15	QPSK	1	74	17.64	17.51	17.18		
15	QPSK	36	0	17.70	17.60	17.49	18.5	0
15	QPSK	36	20	17.83	17.65	17.50		
15	QPSK	36	39	17.74	17.60	17.49		
15	QPSK	75	0	17.75	17.66	17.49	18.5	0
15	16QAM	1	0	17.99	17.87	17.69		
15	16QAM	1	37	17.94	17.82	17.64		
15	16QAM	1	74	18.01	17.89	17.71	18.5	0
15	16QAM	36	0	17.73	17.63	17.43		
15	16QAM	36	20	17.76	17.67	17.45		
15	16QAM	36	39	17.80	17.68	17.51	18.5	0
15	16QAM	75	0	17.75	17.62	17.47		
15	64QAM	1	0	17.84	17.67	17.57		
15	64QAM	1	37	17.85	17.85	17.59	18.5	0
15	64QAM	1	74	17.85	17.76	17.40		
15	64QAM	36	0	17.64	17.69	17.54		
15	64QAM	36	20	17.73	17.69	17.53	18.5	0
15	64QAM	36	39	17.73	17.73	17.45		
15	64QAM	75	0	17.73	17.65	17.51		



**FCC SAR TEST REPORT**

**Report No. : FA041657-01A**

15	256QAM	1	0	17.65	17.45	17.32	18.5	0
15	256QAM	1	37	17.58	17.39	17.22		
15	256QAM	1	74	17.56	17.38	17.26		
15	256QAM	36	0	17.39	17.36	17.23	18.5	0
15	256QAM	36	20	17.35	17.29	17.18		
15	256QAM	36	39	17.26	17.21	17.17		
15	256QAM	75	0	17.45	17.37	17.22	Tune-up limit (dBm)	MPR (dB)
Channel				20800	21100	21400		
Frequency (MHz)				2505	2535	2565		
10	QPSK	1	0	17.53	17.56	17.25	18.5	0
10	QPSK	1	25	17.58	17.53	17.28		
10	QPSK	1	49	17.64	17.46	17.21		
10	QPSK	25	0	17.69	17.60	17.52	18.5	0
10	QPSK	25	12	17.79	17.64	17.44		
10	QPSK	25	25	17.83	17.66	17.39		
10	QPSK	50	0	17.71	17.66	17.45	18.5	0
10	16QAM	1	0	18.00	17.88	17.62		
10	16QAM	1	25	17.95	17.90	17.64		
10	16QAM	1	49	17.97	17.82	17.65	18.5	0
10	16QAM	25	0	17.65	17.61	17.47		
10	16QAM	25	12	17.76	17.65	17.52		
10	16QAM	25	25	17.85	17.65	17.43	18.5	0
10	16QAM	50	0	17.69	17.59	17.39		
10	64QAM	1	0	17.82	17.71	17.51		
10	64QAM	1	25	17.89	17.84	17.56	18.5	0
10	64QAM	1	49	17.86	17.77	17.46		
10	64QAM	25	0	17.66	17.74	17.48		
10	64QAM	25	12	17.75	17.71	17.53	18.5	0
10	64QAM	25	25	17.77	17.72	17.51		
10	64QAM	50	0	17.71	17.64	17.47		
10	256QAM	1	0	17.61	17.51	17.33	18.5	0
10	256QAM	1	25	17.50	17.47	17.26		
10	256QAM	1	49	17.57	17.33	17.24		
10	256QAM	25	0	17.39	17.32	17.19	18.5	0
10	256QAM	25	12	17.30	17.29	17.20		
10	256QAM	25	25	17.32	17.21	17.18		
10	256QAM	50	0	17.36	17.34	17.21	Tune-up limit (dBm)	MPR (dB)
Channel				20775	21100	21425		
Frequency (MHz)				2502.5	2535	2567.5		
5	QPSK	1	0	17.55	17.54	17.26	18.5	0
5	QPSK	1	12	17.56	17.51	17.24		
5	QPSK	1	24	17.66	17.48	17.26		
5	QPSK	12	0	17.72	17.62	17.47	18.5	0
5	QPSK	12	7	17.79	17.64	17.52		
5	QPSK	12	13	17.75	17.62	17.42		
5	QPSK	25	0	17.73	17.69	17.43	18.5	0
5	16QAM	1	0	17.97	17.89	17.63		
5	16QAM	1	12	17.86	17.82	17.61		
5	16QAM	1	24	17.94	17.90	17.64	18.5	0
5	16QAM	12	0	17.70	17.59	17.50		
5	16QAM	12	7	17.79	17.66	17.46		
5	16QAM	12	13	17.80	17.60	17.42	18.5	0
5	16QAM	25	0	17.68	17.59	17.49		
5	64QAM	1	0	17.92	17.75	17.59		
5	64QAM	1	12	17.86	17.85	17.60	18.5	0
5	64QAM	1	24	17.86	17.71	17.44		



5	64QAM	12	0	17.69	17.67	17.45	18.5	0
5	64QAM	12	7	17.74	17.76	17.51		
5	64QAM	12	13	17.74	17.71	17.45		
5	64QAM	25	0	17.73	17.59	17.44	18.5	0
5	256QAM	1	0	17.60	17.47	17.41		
5	256QAM	1	12	17.49	17.43	17.26		
5	256QAM	1	24	17.51	17.34	17.30	18.5	0
5	256QAM	12	0	17.36	17.30	17.22		
5	256QAM	12	7	17.37	17.31	17.27		
5	256QAM	12	13	17.31	17.24	17.17	18.5	0
5	256QAM	25	0	17.36	17.30	17.31		



<LTE Band 12>

BW [MHz]	Modulation	RB Size	RB Offset	Power Low Ch. / Freq.	Power Middle Ch. / Freq.	Power High Ch. / Freq.	Tune-up limit (dBm)	MPR (dB)
Channel				23060	23095	23130		
Frequency (MHz)				704	707.5	711		
10	QPSK	1	0	23.33	23.37	23.44	24	0
10	QPSK	1	25	23.29	23.36	23.41		
10	QPSK	1	49	23.28	23.26	23.31		
10	QPSK	25	0	22.50	22.51	22.51	23	1
10	QPSK	25	12	22.47	22.49	22.48		
10	QPSK	25	25	22.51	22.53	22.57		
10	QPSK	50	0	22.51	22.52	22.51		
10	16QAM	1	0	22.70	22.80	22.80	23	1
10	16QAM	1	25	22.81	22.91	22.78		
10	16QAM	1	49	22.79	22.70	22.72		
10	16QAM	25	0	21.36	21.51	21.53	22	2
10	16QAM	25	12	21.55	21.53	21.55		
10	16QAM	25	25	21.49	21.54	21.49		
10	16QAM	50	0	21.56	21.51	21.51		
10	64QAM	1	0	21.65	21.77	21.77	22	2
10	64QAM	1	25	21.69	21.63	21.74		
10	64QAM	1	49	21.66	21.52	21.64		
10	64QAM	25	0	20.52	20.59	20.52	21	3
10	64QAM	25	12	20.61	20.62	20.51		
10	64QAM	25	25	20.50	20.47	20.55		
10	64QAM	50	0	20.56	20.55	20.58		
10	256QAM	1	0	18.50	18.48	18.60	20	4
10	256QAM	1	25	18.62	18.62	18.57		
10	256QAM	1	49	18.58	18.62	18.53		
10	256QAM	25	0	18.53	18.49	18.52	20	4
10	256QAM	25	12	18.49	18.53	18.55		
10	256QAM	25	25	18.40	18.44	18.53		
10	256QAM	50	0	18.53	18.48	18.49		
Channel				23035	23095	23155	Tune-up limit (dBm)	MPR (dB)
Frequency (MHz)				701.5	707.5	713.5		
5	QPSK	1	0	23.23	23.29	23.39	24	0
5	QPSK	1	12	23.19	23.34	23.37		
5	QPSK	1	24	23.26	23.18	23.22		
5	QPSK	12	0	22.49	22.52	22.51	23	1
5	QPSK	12	7	22.47	22.45	22.43		
5	QPSK	12	13	22.43	22.51	22.50		
5	QPSK	25	0	22.51	22.46	22.51		
5	16QAM	1	0	22.62	22.77	22.78	23	1
5	16QAM	1	12	22.74	22.89	22.71		
5	16QAM	1	24	22.75	22.68	22.63		
5	16QAM	12	0	21.29	21.44	21.43	22	2
5	16QAM	12	7	21.53	21.45	21.50		
5	16QAM	12	13	21.39	21.49	21.44		
5	16QAM	25	0	21.46	21.48	21.48		
5	64QAM	1	0	21.56	21.70	21.76	22	2



**FCC SAR TEST REPORT**

**Report No. : FA041657-01A**

5	64QAM	1	12	21.67	21.59	21.67		
5	64QAM	1	24	21.61	21.46	21.63		
5	64QAM	12	0	20.44	20.50	20.43	21	3
5	64QAM	12	7	20.51	20.56	20.48		
5	64QAM	12	13	20.47	20.44	20.55		
5	64QAM	25	0	20.52	20.51	20.51		
5	256QAM	1	0	18.41	18.41	18.58	20	4
5	256QAM	1	12	18.56	18.55	18.57		
5	256QAM	1	24	18.53	18.55	18.43		
5	256QAM	12	0	18.48	18.39	18.51	20	4
5	256QAM	12	7	18.43	18.52	18.47		
5	256QAM	12	13	18.31	18.39	18.48		
5	256QAM	25	0	18.53	18.41	18.42		
Channel				23025	23095	23165	Tune-up limit (dBm)	MPR (dB)
Frequency (MHz)				700.5	707.5	714.5		
3	QPSK	1	0	23.32	23.27	23.35	24	0
3	QPSK	1	8	23.29	23.33	23.40		
3	QPSK	1	14	23.22	23.26	23.25		
3	QPSK	8	0	22.42	22.50	22.44	23	1
3	QPSK	8	4	22.54	22.48	22.44		
3	QPSK	8	7	22.46	22.43	22.54		
3	QPSK	15	0	22.49	22.47	22.50		
3	16QAM	1	0	22.63	22.72	22.71	23	1
3	16QAM	1	8	22.77	22.86	22.73		
3	16QAM	1	14	22.71	22.60	22.68		
3	16QAM	8	0	21.28	21.49	21.50	22	2
3	16QAM	8	4	21.53	21.52	21.46		
3	16QAM	8	7	21.43	21.47	21.48		
3	16QAM	15	0	21.55	21.50	21.50		
3	64QAM	1	0	21.63	21.69	21.76	22	2
3	64QAM	1	8	21.65	21.57	21.73		
3	64QAM	1	14	21.59	21.49	21.62		
3	64QAM	8	0	20.47	20.51	20.51	21	3
3	64QAM	8	4	20.51	20.56	20.51		
3	64QAM	8	7	20.44	20.39	20.55		
3	64QAM	15	0	20.54	20.48	20.54		
3	256QAM	1	0	18.49	18.42	18.55	20	4
3	256QAM	1	8	18.60	18.53	18.56		
3	256QAM	1	14	18.51	18.59	18.43		
3	256QAM	8	0	18.43	18.39	18.45	20	4
3	256QAM	8	4	18.41	18.43	18.54		
3	256QAM	8	7	18.36	18.39	18.43		
3	256QAM	15	0	18.48	18.45	18.39		
Channel				23017	23095	23173	Tune-up limit (dBm)	MPR (dB)
Frequency (MHz)				699.7	707.5	715.3		
1.4	QPSK	1	0	23.32	23.28	23.30	24	0
1.4	QPSK	1	3	23.29	23.41	23.36		
1.4	QPSK	1	5	23.19	23.31	23.23		
1.4	QPSK	3	0	23.36	23.36	23.31		
1.4	QPSK	3	1	23.33	23.31	23.34		



**FCC SAR TEST REPORT**

**Report No. : FA041657-01A**

1.4	QPSK	3	3	23.27	23.37	23.27		
1.4	QPSK	6	0	22.40	22.41	22.38	23	1
1.4	16QAM	1	0	22.60	22.56	22.67	23	1
1.4	16QAM	1	3	22.60	22.68	22.28		
1.4	16QAM	1	5	22.58	22.69	22.56		
1.4	16QAM	3	0	22.35	22.41	22.36		
1.4	16QAM	3	1	22.46	22.41	22.43		
1.4	16QAM	3	3	22.36	22.47	22.35		
1.4	16QAM	6	0	21.44	21.44	21.23	22	2
1.4	64QAM	1	0	20.68	21.54	21.49	22	2
1.4	64QAM	1	3	21.59	21.59	21.44		
1.4	64QAM	1	5	21.51	21.52	21.49		
1.4	64QAM	3	0	21.51	21.45	21.48		
1.4	64QAM	3	1	21.36	21.56	21.56		
1.4	64QAM	3	3	21.54	21.53	21.44		
1.4	64QAM	6	0	20.40	20.42	20.42	21	3
1.4	256QAM	1	0	18.40	18.39	18.54	20	4
1.4	256QAM	1	3	18.62	18.52	18.52		
1.4	256QAM	1	5	18.56	18.57	18.46		
1.4	256QAM	3	0	18.46	18.43	18.46		
1.4	256QAM	3	1	18.40	18.48	18.50		
1.4	256QAM	3	3	18.32	18.41	18.46		
1.4	256QAM	6	0	18.47	18.38	18.39	20	4



<LTE Band 13>

BW [MHz]	Modulation	RB Size	RB Offset	Power Low Ch. / Freq.	Power Middle Ch. / Freq.	Power High Ch. / Freq.	Tune-up limit (dBm)	MPR (dB)
Channel				23230				
Frequency (MHz)				782				
10	QPSK	1	0		23.68		24	0
10	QPSK	1	25		23.56			
10	QPSK	1	49		23.61			
10	QPSK	25	0		22.74		23	1
10	QPSK	25	12		22.79			
10	QPSK	25	25		22.83			
10	QPSK	50	0		22.81		23	1
10	16QAM	1	0		22.87			
10	16QAM	1	25		23.00			
10	16QAM	1	49		22.99		22	2
10	16QAM	25	0		21.72			
10	16QAM	25	12		21.80			
10	16QAM	25	25		21.83		22	2
10	16QAM	50	0		21.78			
10	64QAM	1	0		21.70			
10	64QAM	1	25		21.89		22	2
10	64QAM	1	49		22.00			
10	64QAM	25	0		20.74			
10	64QAM	25	12		20.81		21	3
10	64QAM	25	25		20.85			
10	64QAM	50	0		20.82			
10	256QAM	1	0		18.94		20	4
10	256QAM	1	25		19.13			
10	256QAM	1	49		19.12			
10	256QAM	25	0		18.74		20	4
10	256QAM	25	12		18.83			
10	256QAM	25	25		18.92			
10	256QAM	50	0		18.94			
Channel				23205	23230	23255	Tune-up limit (dBm)	MPR (dB)
Frequency (MHz)				779.5	782	784.5		
5	QPSK	1	0	23.44	23.47	23.43	24	0
5	QPSK	1	12	23.46	23.56	23.49		
5	QPSK	1	24	23.68	23.65	23.60		
5	QPSK	12	0	22.67	22.71	22.64	23	1
5	QPSK	12	7	22.74	22.69	22.72		
5	QPSK	12	13	22.77	22.82	22.80		
5	QPSK	25	0	22.77	22.76	22.79	23	1
5	16QAM	1	0	22.83	22.78	22.84		
5	16QAM	1	12	22.93	22.97	23.00		
5	16QAM	1	24	22.96	22.95	22.89	22	2
5	16QAM	12	0	21.69	21.69	21.67		
5	16QAM	12	7	21.74	21.79	21.73		
5	16QAM	12	13	21.73	21.82	21.80	22	2
5	16QAM	25	0	21.74	21.71	21.70		
5	64QAM	1	0	21.60	21.64	21.66		
5	64QAM	1	12	21.84	21.81	21.82	22	2
5	64QAM	1	24	22.00	22.00	21.90		
5	64QAM	12	0	20.66	20.66	20.66		
5	64QAM	12	7	20.81	20.71	20.78	21	3
5	64QAM	12	13	20.79	20.81	20.75		
5	64QAM	25	0	20.76	20.74	20.82		





**FCC SAR TEST REPORT**

**Report No. : FA041657-01A**

5	256QAM	1	0	18.83	18.93	18.84	20	4
5	256QAM	1	12	19.00	19.06	19.05		
5	256QAM	1	24	19.02	19.02	19.01		
5	256QAM	12	0	18.75	18.83	18.74	20	4
5	256QAM	12	7	18.86	18.89	18.86		
5	256QAM	12	13	18.83	18.89	18.82		
5	256QAM	25	0	18.79	18.85	18.80		



<LTE Band 14>

BW [MHz]	Modulation	RB Size	RB Offset	Power Low Ch. / Freq.	Power Middle Ch. / Freq.	Power High Ch. / Freq.	Tune-up limit (dBm)	MPR (dB)
Channel				23330				
Frequency (MHz)				793				
10	QPSK	1	0		23.80		24	0
10	QPSK	1	25		23.75			
10	QPSK	1	49		23.76			
10	QPSK	25	0		22.76		23	1
10	QPSK	25	12		22.84			
10	QPSK	25	25		22.92			
10	QPSK	50	0		22.84		23	1
10	16QAM	1	0		22.99			
10	16QAM	1	25		22.99			
10	16QAM	1	49		23.00		22	2
10	16QAM	25	0		21.74			
10	16QAM	25	12		21.84			
10	16QAM	25	25		21.90		22	2
10	16QAM	50	0		21.82			
10	64QAM	1	0		21.93			
10	64QAM	1	25		21.99		22	2
10	64QAM	1	49		21.98			
10	64QAM	25	0		20.79			
10	64QAM	25	12		20.90		21	3
10	64QAM	25	25		20.95			
10	64QAM	50	0		20.87			
10	256QAM	1	0		18.54		20	4
10	256QAM	1	25		18.72			
10	256QAM	1	49		18.67			
10	256QAM	25	0		18.43		20	4
10	256QAM	25	12		18.52			
10	256QAM	25	25		18.49			
10	256QAM	50	0		18.50			
Channel				23305	23330	23355	Tune-up limit (dBm)	MPR (dB)
Frequency (MHz)				790.5	793	795.5		
5	QPSK	1	0	23.61	23.69	23.63	24	0
5	QPSK	1	12	23.65	23.72	23.72		
5	QPSK	1	24	23.79	23.80	23.78		
5	QPSK	12	0	22.74	22.71	22.67	23	1
5	QPSK	12	7	22.75	22.74	22.75		
5	QPSK	12	13	22.86	22.90	22.85		
5	QPSK	25	0	22.77	22.79	22.76	23	1
5	16QAM	1	0	22.97	22.97	22.96		
5	16QAM	1	12	22.92	22.91	22.98		
5	16QAM	1	24	22.98	22.95	22.91	22	2
5	16QAM	12	0	21.65	21.72	21.68		
5	16QAM	12	7	21.82	21.74	21.81		
5	16QAM	12	13	21.87	21.89	21.83	22	2
5	16QAM	25	0	21.75	21.79	21.80		
5	64QAM	1	0	21.93	21.91	21.90		
5	64QAM	1	12	21.91	21.97	21.94	22	2
5	64QAM	1	24	21.88	21.94	21.96		
5	64QAM	12	0	20.73	20.76	20.77		
5	64QAM	12	7	20.81	20.87	20.84	21	3
5	64QAM	12	13	20.87	20.93	20.91		
5	64QAM	25	0	20.85	20.78	20.87		



**FCC SAR TEST REPORT**

**Report No. : FA041657-01A**

5	256QAM	1	0	18.44	18.49	18.48	20	4
5	256QAM	1	12	18.61	18.67	18.58		
5	256QAM	1	24	18.54	18.64	18.56		
5	256QAM	12	0	18.47	18.47	18.47	20	4
5	256QAM	12	7	18.50	18.51	18.45		
5	256QAM	12	13	18.46	18.56	18.51		
5	256QAM	25	0	18.49	18.49	18.47		



<LTE Band 17>

BW [MHz]	Modulation	RB Size	RB Offset	Power Low Ch. / Freq.	Power Middle Ch. / Freq.	Power High Ch. / Freq.	Tune-up limit (dBm)	MPR (dB)
Channel				23780	23790	23800		
Frequency (MHz)				709	710	711		
10	QPSK	1	0	23.49	23.52	23.50	24	0
10	QPSK	1	25	23.38	23.48	23.37		
10	QPSK	1	49	23.50	23.39	23.32		
10	QPSK	25	0	22.57	22.57	22.57	23	1
10	QPSK	25	12	22.62	22.62	22.58		
10	QPSK	25	25	22.62	22.66	22.61		
10	QPSK	50	0	22.64	22.57	22.57	23	1
10	16QAM	1	0	22.89	22.87	22.87		
10	16QAM	1	25	22.83	22.79	22.83		
10	16QAM	1	49	22.79	22.85	22.74	22	2
10	16QAM	25	0	21.47	21.56	21.56		
10	16QAM	25	12	21.69	21.62	21.57		
10	16QAM	25	25	21.63	21.67	21.60	22	2
10	16QAM	50	0	21.65	21.58	21.58		
10	64QAM	1	0	21.78	21.66	21.66		
10	64QAM	1	25	21.83	21.83	21.79	22	2
10	64QAM	1	49	21.63	21.70	21.74		
10	64QAM	25	0	20.59	20.65	20.63		
10	64QAM	25	12	20.67	20.66	20.57	21	3
10	64QAM	25	25	20.70	20.67	20.67		
10	64QAM	50	0	20.67	20.63	20.61		
10	256QAM	1	0	18.65	18.64	18.63	20	4
10	256QAM	1	25	18.71	18.74	18.80		
10	256QAM	1	49	18.79	18.88	18.84		
10	256QAM	25	0	18.66	18.66	18.68	20	4
10	256QAM	25	12	18.73	18.60	18.65		
10	256QAM	25	25	18.75	18.66	18.73		
10	256QAM	50	0	18.75	18.67	18.66		
Channel				23755	23790	23825	Tune-up limit (dBm)	MPR (dB)
Frequency (MHz)				706.5	710	713.5		
5	QPSK	1	0	23.47	23.49	23.50	24	0
5	QPSK	1	12	23.33	23.47	23.31		
5	QPSK	1	24	23.44	23.36	23.31		
5	QPSK	12	0	22.54	22.48	22.52	23	1
5	QPSK	12	7	22.52	22.61	22.57		
5	QPSK	12	13	22.52	22.58	22.51		
5	QPSK	25	0	22.63	22.47	22.57	23	1
5	16QAM	1	0	22.85	22.85	22.82		
5	16QAM	1	12	22.80	22.71	22.82		
5	16QAM	1	24	22.79	22.79	22.73	22	2
5	16QAM	12	0	21.37	21.46	21.47		
5	16QAM	12	7	21.69	21.55	21.50		
5	16QAM	12	13	21.55	21.58	21.55	22	2
5	16QAM	25	0	21.65	21.57	21.55		
5	64QAM	1	0	21.70	21.63	21.65		
5	64QAM	1	12	21.76	21.78	21.75	22	2
5	64QAM	1	24	21.58	21.60	21.73		
5	64QAM	12	0	20.57	20.58	20.57		
5	64QAM	12	7	20.64	20.57	20.48	21	3
5	64QAM	12	13	20.63	20.65	20.63		
5	64QAM	25	0	20.61	20.59	20.55		



**FCC SAR TEST REPORT**

**Report No. : FA041657-01A**

5	256QAM	1	0	18.64	18.64	18.54	20	4
5	256QAM	1	12	18.70	18.69	18.75		
5	256QAM	1	24	18.78	18.81	18.76		
5	256QAM	12	0	18.58	18.60	18.62	20	4
5	256QAM	12	7	18.63	18.54	18.65		
5	256QAM	12	13	18.71	18.63	18.73		
5	256QAM	25	0	18.67	18.59	18.66		



<LTE Band 25>

BW [MHz]	Modulation	RB Size	RB Offset	Power Low Ch. / Freq.	Power Middle Ch. / Freq.	Power High Ch. / Freq.	Tune-up limit (dBm)	MPR (dB)
Channel				26140	26340	26590		
Frequency (MHz)				1860	1880	1905		
20	QPSK	1	0	23.40	23.35	23.37	24	0
20	QPSK	1	49	23.37	23.30	23.26		
20	QPSK	1	99	23.32	23.29	23.31		
20	QPSK	50	0	22.56	22.48	22.40	23	1
20	QPSK	50	24	22.55	22.47	22.43		
20	QPSK	50	50	22.50	22.45	22.47		
20	QPSK	100	0	22.53	22.45	22.41		
20	16QAM	1	0	22.79	22.71	22.66	23	1
20	16QAM	1	49	22.73	22.62	22.67		
20	16QAM	1	99	22.69	22.66	22.69		
20	16QAM	50	0	21.57	21.49	21.42	22	2
20	16QAM	50	24	21.55	21.48	21.42		
20	16QAM	50	50	21.50	21.45	21.49		
20	16QAM	100	0	21.54	21.43	21.43		
20	64QAM	1	0	21.65	21.50	21.53	22	2
20	64QAM	1	49	21.58	21.57	21.55		
20	64QAM	1	99	21.59	21.53	21.58		
20	64QAM	50	0	20.57	20.49	20.46	21	3
20	64QAM	50	24	20.58	20.48	20.46		
20	64QAM	50	50	20.53	20.45	20.48		
20	64QAM	100	0	20.56	20.47	20.42		
20	256QAM	1	0	18.86	18.65	18.69	20	4
20	256QAM	1	49	18.66	18.57	18.56		
20	256QAM	1	99	18.69	18.65	18.54		
20	256QAM	50	0	18.68	18.53	18.49	20	4
20	256QAM	50	24	18.67	18.52	18.48		
20	256QAM	50	50	18.58	18.47	18.53		
20	256QAM	100	0	18.63	18.51	18.44		
Channel				26115	26340	26615	Tune-up limit (dBm)	MPR (dB)
Frequency (MHz)				1857.5	1880	1907.5		
15	QPSK	1	0	23.36	23.29	23.34	24	0
15	QPSK	1	37	23.28	23.28	23.21		
15	QPSK	1	74	23.30	23.28	23.31		
15	QPSK	36	0	22.56	22.38	22.35	23	1
15	QPSK	36	20	22.56	22.40	22.42		
15	QPSK	36	39	22.42	22.37	22.37		
15	QPSK	75	0	22.45	22.38	22.40		
15	16QAM	1	0	22.72	22.71	22.60	23	1
15	16QAM	1	37	22.72	22.61	22.65		
15	16QAM	1	74	22.63	22.61	22.63		
15	16QAM	36	0	21.57	21.45	21.38	22	2
15	16QAM	36	20	21.50	21.48	21.40		
15	16QAM	36	39	21.42	21.37	21.48		
15	16QAM	75	0	21.52	21.37	21.42		
15	64QAM	1	0	21.61	21.47	21.45	22	2
15	64QAM	1	37	21.54	21.51	21.53		
15	64QAM	1	74	21.50	21.52	21.53		
15	64QAM	36	0	20.56	20.39	20.43	21	3
15	64QAM	36	20	20.52	20.39	20.46		
15	64QAM	36	39	20.53	20.36	20.38		
15	64QAM	75	0	20.46	20.42	20.33		



**FCC SAR TEST REPORT**

**Report No. : FA041657-01A**

15	256QAM	1	0	18.82	18.64	18.69	20	4
15	256QAM	1	37	18.64	18.49	18.54		
15	256QAM	1	74	18.60	18.61	18.48		
15	256QAM	36	0	18.66	18.46	18.47	20	4
15	256QAM	36	20	18.65	18.49	18.41		
15	256QAM	36	39	18.49	18.47	18.53		
15	256QAM	75	0	18.56	18.42	18.34		
Channel				26090	26340	26640	Tune-up limit (dBm)	MPR (dB)
Frequency (MHz)				1855	1880	1910		
10	QPSK	1	0	23.37	23.26	23.35	24	0
10	QPSK	1	25	23.30	23.28	23.21		
10	QPSK	1	49	23.26	23.22	23.25		
10	QPSK	25	0	22.47	22.43	22.30	23	1
10	QPSK	25	12	22.48	22.39	22.38		
10	QPSK	25	25	22.42	22.45	22.47		
10	QPSK	50	0	22.47	22.36	22.34		
10	16QAM	1	0	22.72	22.62	22.66	23	1
10	16QAM	1	25	22.66	22.52	22.61		
10	16QAM	1	49	22.64	22.64	22.67		
10	16QAM	25	0	21.49	21.49	21.40	22	2
10	16QAM	25	12	21.47	21.44	21.32		
10	16QAM	25	25	21.40	21.40	21.48		
10	16QAM	50	0	21.47	21.35	21.43		
10	64QAM	1	0	21.57	21.48	21.44	22	2
10	64QAM	1	25	21.55	21.56	21.53		
10	64QAM	1	49	21.49	21.49	21.51		
10	64QAM	25	0	20.56	20.41	20.43	21	3
10	64QAM	25	12	20.52	20.40	20.45		
10	64QAM	25	25	20.51	20.38	20.48		
10	64QAM	50	0	20.54	20.37	20.35		
10	256QAM	1	0	18.84	18.61	18.59	20	4
10	256QAM	1	25	18.66	18.50	18.51		
10	256QAM	1	49	18.61	18.61	18.54		
10	256QAM	25	0	18.63	18.50	18.40	20	4
10	256QAM	25	12	18.65	18.45	18.46		
10	256QAM	25	25	18.55	18.39	18.52		
10	256QAM	50	0	18.62	18.45	18.40		
Channel				26065	26340	26665	Tune-up limit (dBm)	MPR (dB)
Frequency (MHz)				1852.5	1880	1912.5		
5	QPSK	1	0	23.24	23.28	23.35	24	0
5	QPSK	1	12	23.33	23.36	23.35		
5	QPSK	1	24	23.34	23.38	23.34		
5	QPSK	12	0	22.29	22.38	22.37	23	1
5	QPSK	12	7	22.42	22.45	22.45		
5	QPSK	12	13	22.44	22.41	22.46		
5	QPSK	25	0	22.41	22.41	22.42		
5	16QAM	1	0	22.57	22.66	22.66	23	1
5	16QAM	1	12	22.65	22.65	22.60		
5	16QAM	1	24	22.66	22.68	22.72		
5	16QAM	12	0	21.32	21.36	21.38	22	2
5	16QAM	12	7	21.42	21.44	21.45		
5	16QAM	12	13	21.46	21.46	21.47		
5	16QAM	25	0	21.42	21.44	21.42		
5	64QAM	1	0	21.63	21.64	21.63	22	2
5	64QAM	1	12	21.47	21.48	21.56		
5	64QAM	1	24	21.56	21.53	21.59		



**FCC SAR TEST REPORT**

**Report No. : FA041657-01A**

5	64QAM	12	0	20.39	20.44	20.43	21	3
5	64QAM	12	7	20.53	20.52	20.52		
5	64QAM	12	13	20.50	20.54	20.52		
5	64QAM	25	0	20.44	20.41	20.46	20	4
5	256QAM	1	0	18.78	18.65	18.69		
5	256QAM	1	12	18.62	18.52	18.55		
5	256QAM	1	24	18.63	18.65	18.53	20	4
5	256QAM	12	0	18.59	18.52	18.46		
5	256QAM	12	7	18.67	18.44	18.48		
5	256QAM	12	13	18.50	18.46	18.51		
5	256QAM	25	0	18.55	18.48	18.36	Tune-up limit (dBm)	MPR (dB)
Channel				26055	26340	26675		
Frequency (MHz)				1851.5	1880	1913.5		
3	QPSK	1	0	23.34	23.33	23.35	24	0
3	QPSK	1	8	23.28	23.25	23.26		
3	QPSK	1	14	23.25	23.26	23.23		
3	QPSK	8	0	22.48	22.38	22.31	23	1
3	QPSK	8	4	22.53	22.42	22.40		
3	QPSK	8	7	22.48	22.41	22.39		
3	QPSK	15	0	22.43	22.39	22.31		
3	16QAM	1	0	22.72	22.67	22.60	23	1
3	16QAM	1	8	22.69	22.60	22.65		
3	16QAM	1	14	22.63	22.60	22.59		
3	16QAM	8	0	21.57	21.48	21.41	22	2
3	16QAM	8	4	21.54	21.40	21.41		
3	16QAM	8	7	21.46	21.40	21.42		
3	16QAM	15	0	21.44	21.42	21.36		
3	64QAM	1	0	21.58	21.50	21.49	22	2
3	64QAM	1	8	21.54	21.47	21.51		
3	64QAM	1	14	21.49	21.44	21.53		
3	64QAM	8	0	20.47	20.42	20.42	21	3
3	64QAM	8	4	20.51	20.45	20.38		
3	64QAM	8	7	20.52	20.43	20.46		
3	64QAM	15	0	20.49	20.38	20.37		
3	256QAM	1	0	18.82	18.63	18.60	20	4
3	256QAM	1	8	18.61	18.52	18.53		
3	256QAM	1	14	18.64	18.65	18.53		
3	256QAM	8	0	18.67	18.52	18.44	20	4
3	256QAM	8	4	18.66	18.52	18.40		
3	256QAM	8	7	18.54	18.45	18.49		
3	256QAM	15	0	18.61	18.44	18.36		
Channel				26047	26340	26683	Tune-up limit (dBm)	MPR (dB)
Frequency (MHz)				1850.7	1880	1914.3		
1.4	QPSK	1	0	23.32	23.18	23.21	24	0
1.4	QPSK	1	3	23.39	23.29	23.33		
1.4	QPSK	1	5	23.37	23.26	23.30		
1.4	QPSK	3	0	23.35	23.27	23.27		
1.4	QPSK	3	1	23.39	23.29	23.28		
1.4	QPSK	3	3	23.38	23.29	23.27		
1.4	QPSK	6	0	22.40	22.31	22.34	23	1
1.4	16QAM	1	0	22.64	22.53	22.54	23	1
1.4	16QAM	1	3	22.74	22.65	22.63		
1.4	16QAM	1	5	22.70	22.59	22.63		
1.4	16QAM	3	0	22.45	22.35	22.36		
1.4	16QAM	3	1	22.50	22.39	22.41		
1.4	16QAM	3	3	22.44	22.35	22.37		





**FCC SAR TEST REPORT**

**Report No. : FA041657-01A**

1.4	16QAM	6	0	21.50	21.40	21.44	22	2
1.4	64QAM	1	0	21.57	21.52	21.44	22	2
1.4	64QAM	1	3	21.65	21.55	21.55		
1.4	64QAM	1	5	21.65	21.47	21.48		
1.4	64QAM	3	0	21.58	21.43	21.48		
1.4	64QAM	3	1	21.60	21.49	21.49		
1.4	64QAM	3	3	21.58	21.51	21.49		
1.4	64QAM	6	0	20.48	20.33	20.35	23	1
1.4	256QAM	1	0	18.83	18.57	18.68	20	4
1.4	256QAM	1	3	18.61	18.52	18.55		
1.4	256QAM	1	5	18.64	18.62	18.54		
1.4	256QAM	3	0	18.67	18.51	18.41		
1.4	256QAM	3	1	18.66	18.44	18.41		
1.4	256QAM	3	3	18.50	18.46	18.47		
1.4	256QAM	6	0	18.58	18.42	18.39	20	4



<LTE Band 26>

BW [MHz]	Modulation	RB Size	RB Offset	Power Low Ch. / Freq.	Power Middle Ch. / Freq.	Power High Ch. / Freq.	Tune-up limit (dBm)	MPR (dB)
Channel				26765	26865	26965		
Frequency (MHz)				821.5	831.5	841.5		
15	QPSK	1	0	23.68	23.62	23.81	24	0
15	QPSK	1	37	23.58	23.60	23.71		
15	QPSK	1	74	23.63	23.55	23.66		
15	QPSK	36	0	22.71	22.76	22.84	23	1
15	QPSK	36	20	22.76	22.82	22.88		
15	QPSK	36	39	22.71	22.86	22.91		
15	QPSK	75	0	22.76	22.82	22.86		
15	16QAM	1	0	23.00	22.96	22.99	23	1
15	16QAM	1	37	22.93	22.97	22.99		
15	16QAM	1	74	22.93	22.92	22.95		
15	16QAM	36	0	21.74	21.76	21.85	22	2
15	16QAM	36	20	21.76	21.82	21.87		
15	16QAM	36	39	21.72	21.87	21.90		
15	16QAM	75	0	21.76	21.82	21.88		
15	64QAM	1	0	21.86	21.81	21.91	22	2
15	64QAM	1	37	21.85	21.94	21.99		
15	64QAM	1	74	21.82	21.96	21.88		
15	64QAM	36	0	20.78	20.80	20.92	21	3
15	64QAM	36	20	20.78	20.85	20.93		
15	64QAM	36	39	20.77	20.92	20.94		
15	64QAM	75	0	20.77	20.82	20.89		
15	256QAM	1	0	18.76	18.72	18.84	20	4
15	256QAM	1	37	18.71	18.80	18.98		
15	256QAM	1	74	18.73	18.89	18.84		
15	256QAM	36	0	18.64	18.75	18.86	20	4
15	256QAM	36	20	18.70	18.73	18.85		
15	256QAM	36	39	18.63	18.75	18.86		
15	256QAM	75	0	18.66	18.73	18.84		
Channel				26740	26865	26990	Tune-up limit (dBm)	MPR (dB)
Frequency (MHz)				819	831.5	844		
10	QPSK	1	0	23.74	23.67	23.64	24	0
10	QPSK	1	25	23.62	23.62	23.79		
10	QPSK	1	49	23.67	23.78	23.76		
10	QPSK	25	0	22.79	22.79	22.97	23	1
10	QPSK	25	12	22.80	22.87	22.96		
10	QPSK	25	25	22.72	22.84	22.95		
10	QPSK	50	0	22.78	22.87	22.92		
10	16QAM	1	0	22.95	22.83	23.00	23	1
10	16QAM	1	25	22.82	22.86	23.00		
10	16QAM	1	49	22.83	22.92	22.93		
10	16QAM	25	0	21.81	21.80	21.95	22	2
10	16QAM	25	12	21.80	21.91	21.98		
10	16QAM	25	25	21.73	21.82	21.88		
10	16QAM	50	0	21.78	21.87	21.90		
10	64QAM	1	0	21.91	21.88	21.88	22	2
10	64QAM	1	25	21.94	21.93	21.99		
10	64QAM	1	49	21.97	22.00	21.89		
10	64QAM	25	0	20.84	20.82	20.91	21	3
10	64QAM	25	12	20.83	20.94	20.92		
10	64QAM	25	25	20.74	20.87	20.96		
10	64QAM	50	0	20.80	20.90	20.92		



**FCC SAR TEST REPORT**

**Report No. : FA041657-01A**

10	256QAM	1	0	18.74	18.67	18.79	20	4
10	256QAM	1	25	18.69	18.71	18.94		
10	256QAM	1	49	18.73	18.80	18.74		
10	256QAM	25	0	18.55	18.67	18.77	20	4
10	256QAM	25	12	18.69	18.70	18.81		
10	256QAM	25	25	18.60	18.68	18.83		
10	256QAM	50	0	18.59	18.64	18.74		
Channel				26715	26865	27015	Tune-up limit (dBm)	MPR (dB)
Frequency (MHz)				816.5	831.5	846.5		
5	QPSK	1	0	23.67	23.59	23.63	24	0
5	QPSK	1	12	23.56	23.59	23.72		
5	QPSK	1	24	23.61	23.68	23.65		
5	QPSK	12	0	22.62	22.73	22.81	23	1
5	QPSK	12	7	22.76	22.82	22.87		
5	QPSK	12	13	22.70	22.86	22.84		
5	QPSK	25	0	22.75	22.72	22.83		
5	16QAM	1	0	23.00	22.87	22.95	23	1
5	16QAM	1	12	22.85	22.96	22.92		
5	16QAM	1	24	22.87	22.83	22.91		
5	16QAM	12	0	21.71	21.69	21.79	22	2
5	16QAM	12	7	21.71	21.75	21.80		
5	16QAM	12	13	21.67	21.80	21.87		
5	16QAM	25	0	21.66	21.81	21.85		
5	64QAM	1	0	21.77	21.73	21.87	22	2
5	64QAM	1	12	21.82	21.92	21.95		
5	64QAM	1	24	21.77	21.86	21.84		
5	64QAM	12	0	20.73	20.78	20.89	21	3
5	64QAM	12	7	20.71	20.79	20.89		
5	64QAM	12	13	20.76	20.91	20.84		
5	64QAM	25	0	20.73	20.82	20.83		
5	256QAM	1	0	18.66	18.64	18.79	20	4
5	256QAM	1	12	18.71	18.79	18.95		
5	256QAM	1	24	18.63	18.89	18.77		
5	256QAM	12	0	18.62	18.65	18.82	20	4
5	256QAM	12	7	18.70	18.73	18.82		
5	256QAM	12	13	18.57	18.75	18.80		
5	256QAM	25	0	18.66	18.64	18.82		
Channel				26705	26865	27025	Tune-up limit (dBm)	MPR (dB)
Frequency (MHz)				815.5	831.5	847.5		
3	QPSK	1	0	23.68	23.60	23.62	24	0
3	QPSK	1	8	23.49	23.61	23.80		
3	QPSK	1	14	23.58	23.75	23.61		
3	QPSK	8	0	22.69	22.66	22.80	23	1
3	QPSK	8	4	22.76	22.80	22.87		
3	QPSK	8	7	22.68	22.82	22.91		
3	QPSK	15	0	22.70	22.77	22.86		
3	16QAM	1	0	22.93	22.91	22.93	23	1
3	16QAM	1	8	22.92	22.89	22.89		
3	16QAM	1	14	22.93	22.84	22.85		
3	16QAM	8	0	21.64	21.67	21.85	22	2
3	16QAM	8	4	21.73	21.80	21.83		
3	16QAM	8	7	21.66	21.78	21.80		
3	16QAM	15	0	21.72	21.75	21.84		
3	64QAM	1	0	21.78	21.72	21.87	22	2
3	64QAM	1	8	21.82	21.89	21.98		
3	64QAM	1	14	21.75	21.92	21.78		



**FCC SAR TEST REPORT**

**Report No. : FA041657-01A**

3	64QAM	8	0	20.69	20.71	20.82	21	3
3	64QAM	8	4	20.75	20.77	20.86		
3	64QAM	8	7	20.74	20.87	20.87		
3	64QAM	15	0	20.75	20.79	20.87	20	4
3	256QAM	1	0	18.68	18.62	18.79		
3	256QAM	1	8	18.67	18.77	18.96		
3	256QAM	1	14	18.70	18.81	18.84	20	4
3	256QAM	8	0	18.56	18.74	18.81		
3	256QAM	8	4	18.70	18.68	18.77		
3	256QAM	8	7	18.56	18.69	18.83		
3	256QAM	15	0	18.57	18.72	18.83	Tune-up limit (dBm)	MPR (dB)
Channel				26697	26865	27033		
Frequency (MHz)				814.7	831.5	848.3		
1.4	QPSK	1	0	23.56	23.46	23.61	24	0
1.4	QPSK	1	3	23.62	23.59	23.64		
1.4	QPSK	1	5	23.51	23.52	23.53		
1.4	QPSK	3	0	23.63	23.52	23.63		
1.4	QPSK	3	1	23.61	23.55	23.66		
1.4	QPSK	3	3	23.59	23.55	23.62		
1.4	QPSK	6	0	22.62	22.65	22.69	23	1
1.4	16QAM	1	0	22.90	22.80	22.93	23	1
1.4	16QAM	1	3	22.95	22.92	22.99		
1.4	16QAM	1	5	22.88	22.85	22.88		
1.4	16QAM	3	0	22.71	22.59	22.73		
1.4	16QAM	3	1	22.74	22.65	22.76		
1.4	16QAM	3	3	22.68	22.64	22.68		
1.4	16QAM	6	0	21.73	21.73	21.76	22	2
1.4	64QAM	1	0	21.85	21.76	21.88	22	2
1.4	64QAM	1	3	21.88	21.85	21.89		
1.4	64QAM	1	5	21.80	21.76	21.81		
1.4	64QAM	3	0	21.80	21.71	21.83		
1.4	64QAM	3	1	21.87	21.78	21.87		
1.4	64QAM	3	3	21.76	21.72	21.77		
1.4	64QAM	6	0	20.68	20.68	20.74	21	3
1.4	256QAM	1	0	18.74	18.66	18.76	20	4
1.4	256QAM	1	3	18.68	18.77	18.98		
1.4	256QAM	1	5	18.67	18.83	18.77		
1.4	256QAM	3	0	18.62	18.71	18.76		
1.4	256QAM	3	1	18.62	18.68	18.84		
1.4	256QAM	3	3	18.61	18.72	18.85		
1.4	256QAM	6	0	18.60	18.64	18.84	20	4



<LTE Band 30>

BW [MHz]	Modulation	RB Size	RB Offset	Power Low Ch. / Freq.	Power Middle Ch. / Freq.	Power High Ch. / Freq.	Tune-up limit (dBm)	MPR (dB)
Channel				27710				
Frequency (MHz)				2310				
10	QPSK	1	0		20.77		21	0
10	QPSK	1	25		20.65			
10	QPSK	1	49		20.53			
10	QPSK	25	0		19.69		20	1
10	QPSK	25	12		19.75			
10	QPSK	25	25		19.69			
10	QPSK	50	0		19.71		20	1
10	16QAM	1	0		19.98			
10	16QAM	1	25		19.99			
10	16QAM	1	49		19.92		20	1
10	16QAM	25	0		18.71			
10	16QAM	25	12		18.70			
10	16QAM	25	25		18.80		20	1
10	16QAM	50	0		18.64			
10	64QAM	1	0		19.06			
10	64QAM	1	25		19.12		20	1
10	64QAM	1	49		18.85			
10	64QAM	25	0		17.68			
10	64QAM	25	12		17.74		19	2
10	64QAM	25	25		17.79			
10	64QAM	50	0		17.71			
10	256QAM	1	0		15.91		17	4
10	256QAM	1	25		15.88			
10	256QAM	1	49		15.95			
10	256QAM	25	0		15.73		17	4
10	256QAM	25	12		15.71			
10	256QAM	25	25		15.73			
10	256QAM	50	0		15.67			
Channel				27685	27710	27735	Tune-up limit (dBm)	MPR (dB)
Frequency (MHz)				2307.5	2310	2312.5		
5	QPSK	1	0	20.59	20.60	20.63	21	0
5	QPSK	1	12	20.69	20.71	20.68		
5	QPSK	1	24	20.72	20.62	20.56		
5	QPSK	12	0	19.70	19.67	19.71	20	1
5	QPSK	12	7	19.80	19.70	19.76		
5	QPSK	12	13	19.77	19.71	19.69		
5	QPSK	25	0	19.76	19.68	19.71	20	1
5	16QAM	1	0	19.99	19.82	20.00		
5	16QAM	1	12	19.97	20.00	20.00		
5	16QAM	1	24	19.99	19.94	19.97	20	1
5	16QAM	12	0	18.71	18.67	18.75		
5	16QAM	12	7	18.79	18.77	18.78		
5	16QAM	12	13	18.74	18.74	18.68	20	1
5	16QAM	25	0	18.77	18.73	18.74		
5	64QAM	1	0	18.84	18.83	18.90		
5	64QAM	1	12	18.82	18.88	18.91	20	1
5	64QAM	1	24	18.87	18.82	18.82		
5	64QAM	12	0	17.80	17.78	17.80		
5	64QAM	12	7	17.91	17.72	17.85	19	2
5	64QAM	12	13	17.79	17.72	17.71		
5	64QAM	25	0	17.81	17.73	17.71		



**FCC SAR TEST REPORT**

**Report No. : FA041657-01A**

5	256QAM	1	0	15.84	15.84	15.89	17	4
5	256QAM	1	12	15.82	15.87	15.82		
5	256QAM	1	24	15.95	15.92	15.91		
5	256QAM	12	0	15.69	15.65	15.64	17	4
5	256QAM	12	7	15.66	15.63	15.64		
5	256QAM	12	13	15.64	15.70	15.68		
5	256QAM	25	0	15.66	15.63	15.65		



<LTE Band 66>

BW [MHz]	Modulation	RB Size	RB Offset	Power Low Ch. / Freq.	Power Middle Ch. / Freq.	Power High Ch. / Freq.	Tune-up limit (dBm)	MPR (dB)
Channel				132072	132322	132572		0
Frequency (MHz)				1720	1745	1770		
20	QPSK	1	0	21.14	20.91	21.16		
20	QPSK	1	49	20.74	20.85	20.90	22	0
20	QPSK	1	99	20.77	20.86	20.78		
20	QPSK	50	0	20.84	20.97	21.06		
20	QPSK	50	24	20.89	20.96	21.02	22	0
20	QPSK	50	50	20.86	20.96	20.99		
20	QPSK	100	0	20.90	20.94	21.04		
20	16QAM	1	0	21.14	21.22	21.42	22	0
20	16QAM	1	49	21.10	21.21	21.27		
20	16QAM	1	99	21.07	21.18	21.16		
20	16QAM	50	0	20.83	20.94	21.05	22	0
20	16QAM	50	24	20.92	20.94	21.05		
20	16QAM	50	50	20.89	20.98	21.03		
20	16QAM	100	0	20.88	20.90	21.03	22	0
20	64QAM	1	0	20.93	20.97	21.15		
20	64QAM	1	49	20.89	20.98	21.01		
20	64QAM	1	99	20.22	20.98	20.91	21	1
20	64QAM	50	0	20.77	20.90	20.19		
20	64QAM	50	24	20.85	20.89	20.07		
20	64QAM	50	50	20.44	20.88	19.83	20	2
20	64QAM	100	0	20.61	20.86	20.07		
20	256QAM	1	0	18.99	19.04	19.21		
20	256QAM	1	49	19.01	18.98	19.17	20	2
20	256QAM	1	99	19.21	19.15	19.35		
20	256QAM	50	0	18.80	18.93	19.09		
20	256QAM	50	24	18.96	18.91	19.07	20	2
20	256QAM	50	50	18.96	19.01	19.20		
20	256QAM	100	0	18.95	18.96	19.09		
Channel				132047	132322	132597		
Frequency (MHz)				1717.5	1745	1772.5		
15	QPSK	1	0	20.69	20.83	20.96		
15	QPSK	1	37	20.66	20.79	20.85	22	0
15	QPSK	1	74	20.69	20.76	20.78		
15	QPSK	36	0	20.72	20.88	20.94		
15	QPSK	36	20	20.80	20.88	21.01	22	0
15	QPSK	36	39	20.75	20.87	20.94		
15	QPSK	75	0	20.77	20.85	20.91		
15	16QAM	1	0	20.98	21.12	21.29	22	0
15	16QAM	1	37	20.98	21.10	21.20		
15	16QAM	1	74	20.95	21.04	21.10		
15	16QAM	36	0	20.71	20.85	20.95	22	0
15	16QAM	36	20	20.82	20.86	21.03		
15	16QAM	36	39	20.78	20.92	20.94		
15	16QAM	75	0	20.78	20.84	20.91	22	0
15	64QAM	1	0	20.87	21.00	21.12		
15	64QAM	1	37	20.92	21.07	21.07		
15	64QAM	1	74	20.89	20.97	20.96	21	1
15	64QAM	36	0	20.77	20.94	20.00		
15	64QAM	36	20	20.86	20.89	19.93		
15	64QAM	36	39	20.79	20.94	19.89	21	1
15	64QAM	75	0	20.80	20.84	19.91		



**FCC SAR TEST REPORT**

**Report No. : FA041657-01A**

15	256QAM	1	0	18.89	19.02	19.19	20	2
15	256QAM	1	37	19.00	18.92	19.16		
15	256QAM	1	74	19.19	19.06	19.34		
15	256QAM	36	0	18.75	18.89	19.07	20	2
15	256QAM	36	20	18.91	18.91	19.06		
15	256QAM	36	39	18.96	19.00	19.18		
15	256QAM	75	0	18.93	18.90	19.01		
Channel				132022	132322	132622	Tune-up limit (dBm)	MPR (dB)
Frequency (MHz)				1715	1745	1775		
10	QPSK	1	0	20.90	20.98	21.04	22	0
10	QPSK	1	25	20.79	20.95	21.01		
10	QPSK	1	49	20.76	20.90	20.90		
10	QPSK	25	0	20.95	21.02	21.09	22	0
10	QPSK	25	12	20.97	21.04	21.10		
10	QPSK	25	25	20.93	21.07	21.12		
10	QPSK	50	0	20.95	21.05	21.07		
10	16QAM	1	0	21.25	21.38	21.36	22	0
10	16QAM	1	25	21.15	21.34	21.38		
10	16QAM	1	49	21.13	21.34	21.34		
10	16QAM	25	0	20.94	21.02	21.10	22	0
10	16QAM	25	12	20.96	21.07	21.10		
10	16QAM	25	25	20.91	21.16	21.10		
10	16QAM	50	0	20.94	21.04	21.10		
10	64QAM	1	0	21.15	20.93	20.36	22	0
10	64QAM	1	25	21.07	21.25	20.94		
10	64QAM	1	49	21.03	21.17	20.84		
10	64QAM	25	0	21.00	20.36	19.58	21	1
10	64QAM	25	12	21.00	20.68	19.85		
10	64QAM	25	25	20.96	20.45	19.80		
10	64QAM	50	0	20.99	20.51	19.63		
10	256QAM	1	0	18.89	18.99	19.14	20	2
10	256QAM	1	25	18.99	18.94	19.14		
10	256QAM	1	49	19.20	19.05	19.34		
10	256QAM	25	0	18.72	18.86	19.04	20	2
10	256QAM	25	12	18.87	18.87	18.97		
10	256QAM	25	25	18.91	18.93	19.14		
10	256QAM	50	0	18.94	18.86	19.08		
Channel				131997	132322	132647	Tune-up limit (dBm)	MPR (dB)
Frequency (MHz)				1712.5	1745	1777.5		
5	QPSK	1	0	20.68	20.73	20.87	22	0
5	QPSK	1	12	20.70	20.84	20.89		
5	QPSK	1	24	20.63	20.76	20.82		
5	QPSK	12	0	20.76	20.85	20.97	22	0
5	QPSK	12	7	20.78	20.93	20.95		
5	QPSK	12	13	20.78	20.92	20.96		
5	QPSK	25	0	20.75	20.83	20.96		
5	16QAM	1	0	21.01	21.07	21.22	22	0
5	16QAM	1	12	20.99	21.10	21.24		
5	16QAM	1	24	20.92	21.14	21.16		
5	16QAM	12	0	20.81	20.91	21.00	22	0
5	16QAM	12	7	20.82	21.02	21.00		
5	16QAM	12	13	20.78	20.96	20.97		
5	16QAM	25	0	20.77	20.88	20.98		
5	64QAM	1	0	20.93	21.04	21.00	22	0
5	64QAM	1	12	20.93	21.10	21.17		
5	64QAM	1	24	20.88	21.03	21.07		





**FCC SAR TEST REPORT**

**Report No. : FA041657-01A**

5	64QAM	12	0	20.84	20.95	20.09	21	1
5	64QAM	12	7	20.83	20.99	20.30		
5	64QAM	12	13	20.79	20.95	20.30		
5	64QAM	25	0	20.80	20.88	20.17	20	2
5	256QAM	1	0	18.92	18.98	19.16		
5	256QAM	1	12	19.01	18.89	19.07		
5	256QAM	1	24	19.18	19.11	19.34	20	2
5	256QAM	12	0	18.72	18.83	19.09		
5	256QAM	12	7	18.87	18.88	18.98		
5	256QAM	12	13	18.96	18.96	19.15		
5	256QAM	25	0	18.95	18.93	19.04	Tune-up limit (dBm)	MPR (dB)
Channel				131987	132322	132657		
Frequency (MHz)				1711.5	1745	1778.5		
3	QPSK	1	0	20.71	20.77	20.86	22	0
3	QPSK	1	8	20.77	20.90	20.91		
3	QPSK	1	14	20.67	20.81	20.82		
3	QPSK	8	0	20.76	20.89	20.95	22	0
3	QPSK	8	4	20.82	20.96	20.98		
3	QPSK	8	7	20.74	20.92	20.93		
3	QPSK	15	0	20.79	20.88	20.93		
3	16QAM	1	0	21.00	21.11	21.22	22	0
3	16QAM	1	8	21.01	21.29	21.30		
3	16QAM	1	14	21.01	21.14	21.15		
3	16QAM	8	0	20.81	20.99	21.05	22	0
3	16QAM	8	4	20.89	21.03	21.05		
3	16QAM	8	7	20.82	20.98	21.04		
3	16QAM	15	0	20.84	20.93	21.02		
3	64QAM	1	0	20.96	21.04	20.95	22	0
3	64QAM	1	8	21.01	21.19	21.22		
3	64QAM	1	14	20.92	21.14	21.13		
3	64QAM	8	0	20.88	20.67	19.96	21	1
3	64QAM	8	4	20.85	20.72	20.10		
3	64QAM	8	7	20.80	20.67	20.10		
3	64QAM	15	0	20.84	20.64	20.00		
3	256QAM	1	0	18.91	19.03	19.15	20	2
3	256QAM	1	8	18.96	18.91	19.15		
3	256QAM	1	14	19.16	19.11	19.26		
3	256QAM	8	0	18.78	18.85	19.02	20	2
3	256QAM	8	4	18.88	18.87	18.99		
3	256QAM	8	7	18.86	18.97	19.13		
3	256QAM	15	0	18.93	18.93	19.03		
Channel				131979	132322	132665	Tune-up limit (dBm)	MPR (dB)
Frequency (MHz)				1710.7	1745	1779.3		
1.4	QPSK	1	0	20.63	20.75	20.78	22	0
1.4	QPSK	1	3	20.66	20.82	20.82		
1.4	QPSK	1	5	20.59	20.76	20.76		
1.4	QPSK	3	0	20.66	20.77	20.82		
1.4	QPSK	3	1	20.69	20.84	20.88		
1.4	QPSK	3	3	20.61	20.79	20.83	22	0
1.4	QPSK	6	0	20.68	20.83	20.88	22	0
1.4	16QAM	1	0	20.92	21.02	21.13		
1.4	16QAM	1	3	21.01	21.19	21.22		
1.4	16QAM	1	5	20.94	21.15	21.12		
1.4	16QAM	3	0	20.75	20.90	21.00		
1.4	16QAM	3	1	20.80	20.97	21.02	22	0
1.4	16QAM	3	3	20.74	20.92	20.92		



**FCC SAR TEST REPORT**

**Report No. : FA041657-01A**

1.4	16QAM	6	0	20.78	20.89	20.94	22	0
1.4	64QAM	1	0	20.90	20.99	21.07	22	0
1.4	64QAM	1	3	20.97	21.10	21.13		
1.4	64QAM	1	5	20.89	21.06	21.04		
1.4	64QAM	3	0	20.84	20.94	21.04		
1.4	64QAM	3	1	20.89	21.06	21.06		
1.4	64QAM	3	3	20.83	21.00	21.03		
1.4	64QAM	6	0	20.40	20.45	19.90	21	1
1.4	256QAM	1	0	18.91	19.04	19.19	20	2
1.4	256QAM	1	3	18.99	18.93	19.13		
1.4	256QAM	1	5	19.21	19.06	19.34		
1.4	256QAM	3	0	18.71	18.84	19.04		
1.4	256QAM	3	1	18.93	18.88	19.03		
1.4	256QAM	3	3	18.89	18.98	19.10		
1.4	256QAM	6	0	18.86	18.95	19.07	20	2



**<LTE Band 71>**

BW [MHz]	Modulation	RB Size	RB Offset	Power Low Ch. / Freq.	Power Middle Ch. / Freq.	Power High Ch. / Freq.	Tune-up limit (dBm)	MPR (dB)
Channel				133222	133322	133372		
Frequency (MHz)				673	683	688		
20	QPSK	1	0	23.24	23.94	23.64	24	0
20	QPSK	1	49	22.93	22.49	23.16		
20	QPSK	1	99	22.40	23.91	23.10		
20	QPSK	50	0	21.36	22.62	21.77	23	1
20	QPSK	50	24	22.37	21.83	22.43		
20	QPSK	50	50	22.74	22.28	22.78		
20	QPSK	100	0	22.64	22.71	22.48	23	1
20	16QAM	1	0	22.57	22.91	22.90		
20	16QAM	1	49	22.15	21.89	22.52		
20	16QAM	1	99	21.68	23.00	22.39	22	2
20	16QAM	50	0	20.50	21.54	20.89		
20	16QAM	50	24	21.12	20.91	21.33		
20	16QAM	50	50	21.56	21.28	21.77	22	2
20	16QAM	100	0	20.95	21.30	21.30		
20	64QAM	1	0	20.23	21.01	21.05		
20	64QAM	1	49	20.06	20.09	20.44	22	2
20	64QAM	1	99	20.04	21.75	20.48		
20	64QAM	50	0	19.01	19.52	19.08		
20	64QAM	50	24	19.16	19.00	19.31	21	3
20	64QAM	50	50	19.50	19.20	19.81		
20	64QAM	100	0	19.00	19.33	19.27		
20	256QAM	1	0	19.29	19.17	19.19	20	4
20	256QAM	1	49	19.07	18.93	19.25		
20	256QAM	1	99	18.91	19.19	19.10		
20	256QAM	50	0	19.01	19.17	19.00	20	4
20	256QAM	50	24	19.18	19.10	19.30		
20	256QAM	50	50	19.12	19.06	19.06		
20	256QAM	100	0	19.17	19.11	19.11		
Channel				133197	133297	133397	Tune-up limit (dBm)	MPR (dB)
Frequency (MHz)				670.5	680.5	690.5		
15	QPSK	1	0	23.16	23.85	23.54	24	0
15	QPSK	1	37	22.85	22.46	23.06		
15	QPSK	1	74	22.35	23.90	23.08		
15	QPSK	36	0	21.26	22.54	21.70	23	1
15	QPSK	36	20	22.35	21.83	22.39		
15	QPSK	36	39	22.68	22.27	22.68		
15	QPSK	75	0	22.58	22.69	22.48	23	1
15	16QAM	1	0	22.53	22.83	22.80		
15	16QAM	1	37	22.05	21.85	22.46		
15	16QAM	1	74	21.60	22.91	22.31	22	2
15	16QAM	36	0	20.44	21.49	20.80		
15	16QAM	36	20	21.09	20.87	21.32		
15	16QAM	36	39	21.55	21.28	21.75	22	2
15	16QAM	75	0	20.86	21.24	21.27		
15	64QAM	1	0	20.14	20.93	21.03	22	2



**FCC SAR TEST REPORT**

**Report No. : FA041657-01A**

15	64QAM	1	37	20.05	20.00	20.36		
15	64QAM	1	74	20.05	21.71	20.45		
15	64QAM	36	0	19.08	19.50	19.09	21	3
15	64QAM	36	20	19.11	19.00	19.22		
15	64QAM	36	39	19.41	19.17	19.75		
15	64QAM	75	0	19.01	19.23	19.18		
15	256QAM	1	0	19.25	19.17	19.09	20	4
15	256QAM	1	37	19.02	18.92	19.15		
15	256QAM	1	74	18.81	19.09	19.06		
15	256QAM	36	0	18.93	19.09	18.96	20	4
15	256QAM	36	20	19.13	19.05	19.24		
15	256QAM	36	39	19.03	18.96	19.05		
15	256QAM	75	0	19.13	19.09	19.02		
Channel				133172	133272	133422	Tune-up limit (dBm)	MPR (dB)
Frequency (MHz)				668	678	693		
10	QPSK	1	0	23.21	23.81	23.59	24	0
10	QPSK	1	25	22.85	22.42	23.14		
10	QPSK	1	49	22.38	23.90	23.02		
10	QPSK	25	0	21.35	22.52	21.77	23	1
10	QPSK	25	12	22.27	21.78	22.33		
10	QPSK	25	25	22.68	22.25	22.76		
10	QPSK	50	0	22.58	22.63	22.40	23	1
10	16QAM	1	0	22.53	22.89	22.89		
10	16QAM	1	25	22.12	21.85	22.46		
10	16QAM	1	49	21.68	22.98	22.37		
10	16QAM	25	0	20.43	21.50	20.81	22	2
10	16QAM	25	12	21.05	20.83	21.28		
10	16QAM	25	25	21.47	21.26	21.74		
10	16QAM	50	0	20.92	21.20	21.26		
10	64QAM	1	0	20.20	20.93	20.95	22	2
10	64QAM	1	25	20.07	20.01	20.35		
10	64QAM	1	49	20.04	21.70	20.41		
10	64QAM	25	0	19.05	19.43	19.06	21	3
10	64QAM	25	12	19.08	19.01	19.29		
10	64QAM	25	25	19.42	19.11	19.76		
10	64QAM	50	0	19.02	19.27	19.21		
10	256QAM	1	0	19.19	19.07	19.18	20	4
10	256QAM	1	25	19.02	18.91	19.16		
10	256QAM	1	49	18.91	19.13	19.06		
10	256QAM	25	0	18.95	19.10	18.91	20	4
10	256QAM	25	12	19.09	19.04	19.27		
10	256QAM	25	25	19.10	18.99	18.97		
10	256QAM	50	0	19.10	19.01	19.04		
Channel				133147	133247	133447	Tune-up limit (dBm)	MPR (dB)
Frequency (MHz)				665.5	675.5	695.5		
5	QPSK	1	0	23.24	23.88	23.57	24	0
5	QPSK	1	12	22.93	22.42	23.16		
5	QPSK	1	24	22.31	23.89	23.08		
5	QPSK	12	0	21.29	22.55	21.75	23	1
5	QPSK	12	7	22.33	21.73	22.39		



**FCC SAR TEST REPORT**

**Report No. : FA041657-01A**

5	QPSK	12	13	22.64	22.25	22.77		
5	QPSK	25	0	22.58	22.70	22.43		
5	16QAM	1	0	22.50	22.81	22.85	23	1
5	16QAM	1	12	22.06	21.88	22.51		
5	16QAM	1	24	21.58	22.94	22.29		
5	16QAM	12	0	20.46	21.50	20.81	22	2
5	16QAM	12	7	21.03	20.85	21.28		
5	16QAM	12	13	21.55	21.18	21.67		
5	16QAM	25	0	20.91	21.25	21.20		
5	64QAM	1	0	20.15	20.97	21.02	22	2
5	64QAM	1	12	20.05	20.02	20.35		
5	64QAM	1	24	20.00	21.71	20.41		
5	64QAM	12	0	19.00	19.47	19.02	21	3
5	64QAM	12	7	19.09	19.03	19.26		
5	64QAM	12	13	19.50	19.17	19.77		
5	64QAM	25	0	19.00	19.23	19.20		
5	256QAM	1	0	19.22	19.10	19.12	20	4
5	256QAM	1	12	19.06	18.90	19.25		
5	256QAM	1	24	18.87	19.14	19.09		
5	256QAM	12	0	19.00	19.08	19.00	20	4
5	256QAM	12	7	19.09	19.08	19.24		
5	256QAM	12	13	19.12	19.06	19.03		
5	256QAM	25	0	19.12	19.01	19.09		



**Ant 8**

**<LTE Band 2>**

BW [MHz]	Modulation	RB Size	RB Offset	Power Low Ch. / Freq.	Power Middle Ch. / Freq.	Power High Ch. / Freq.	Tune-up limit (dBm)	MPR (dB)
Channel				18700	18900	19100		
Frequency (MHz)				1860	1880	1900		
20	QPSK	1	0	22.00	21.71	21.71	22.8	0
20	QPSK	1	49	21.89	21.57	21.69		
20	QPSK	1	99	21.85	21.56	21.70		
20	QPSK	50	0	22.18	21.79	21.70	22.8	0
20	QPSK	50	24	22.20	21.85	21.79		
20	QPSK	50	50	22.05	21.84	21.78		
20	QPSK	100	0	22.14	21.75	21.70	22.8	0
20	16QAM	1	0	22.45	22.15	22.15		
20	16QAM	1	49	22.27	21.97	21.98		
20	16QAM	1	99	22.28	22.01	22.06	22.8	0
20	16QAM	50	0	21.85	21.58	21.42		
20	16QAM	50	24	21.95	21.66	21.62		
20	16QAM	50	50	21.90	21.63	21.62	21.8	1
20	16QAM	100	0	21.87	21.61	21.53		
20	64QAM	1	0	21.00	20.80	20.82		
20	64QAM	1	49	21.82	21.57	21.48	22.8	0
20	64QAM	1	99	21.83	21.58	21.57		
20	64QAM	50	0	20.90	20.64	20.62		
20	64QAM	50	24	20.84	20.63	20.60	21.8	1
20	64QAM	50	50	20.90	20.65	20.56		
20	64QAM	100	0	20.91	20.64	20.55		
20	256QAM	1	0	18.96	18.68	18.66	19.8	3
20	256QAM	1	49	18.72	18.52	18.48		
20	256QAM	1	99	18.71	18.42	18.33		
20	256QAM	50	0	18.96	18.68	18.60	19.8	3
20	256QAM	50	24	18.96	18.73	18.69		
20	256QAM	50	50	19.00	18.72	18.65		
20	256QAM	100	0	18.94	18.74	18.69		
Channel				18675	18900	19125		
Frequency (MHz)				1857.5	1880	1902.5		
15	QPSK	1	0	21.97	21.70	21.64	22.8	0
15	QPSK	1	37	21.87	21.48	21.64		
15	QPSK	1	74	21.80	21.56	21.70		
15	QPSK	36	0	22.16	21.70	21.66	22.8	0
15	QPSK	36	20	22.20	21.76	21.62		
15	QPSK	36	39	21.98	21.80	21.72		
15	QPSK	75	0	22.09	21.75	21.70	22.8	0
15	16QAM	1	0	22.37	22.10	22.06		
15	16QAM	1	37	22.26	21.87	21.90		
15	16QAM	1	74	22.18	22.01	22.03	22.8	0
15	16QAM	36	0	21.76	21.49	21.39		
15	16QAM	36	20	21.86	21.65	21.55		
15	16QAM	36	39	21.90	21.60	21.61	22.8	0
15	16QAM	75	0	21.79	21.53	21.45		
15	64QAM	1	0	20.93	20.83	20.84		
15	64QAM	1	37	21.80	21.57	21.45	22.8	0
15	64QAM	1	74	21.75	21.51	21.57		
15	64QAM	36	0	20.86	20.63	20.56		
15	64QAM	36	20	20.81	20.61	20.56	21.8	1



**FCC SAR TEST REPORT**

**Report No. : FA041657-01A**

15	64QAM	36	39	20.87	20.64	20.56		
15	64QAM	75	0	20.81	20.54	20.54		
15	256QAM	1	0	18.91	18.66	18.62	19.8	3
15	256QAM	1	37	18.67	18.48	18.46		
15	256QAM	1	74	18.69	18.39	18.26		
15	256QAM	36	0	18.96	18.62	18.50	19.8	3
15	256QAM	36	20	18.95	18.63	18.69		
15	256QAM	36	39	18.94	18.71	18.65		
15	256QAM	75	0	18.85	18.70	18.64		
Channel				18650	18900	19150	Tune-up limit (dBm)	MPR (dB)
Frequency (MHz)				1855	1880	1905		
10	QPSK	1	0	21.92	21.66	21.66	22.8	0
10	QPSK	1	25	21.82	21.56	21.67		
10	QPSK	1	49	21.75	21.56	21.65		
10	QPSK	25	0	22.11	21.71	21.66	22.8	0
10	QPSK	25	12	22.12	21.85	21.67		
10	QPSK	25	25	21.96	21.81	21.74		
10	QPSK	50	0	22.10	21.69	21.67		
10	16QAM	1	0	22.43	22.14	22.13	22.8	0
10	16QAM	1	25	22.24	21.97	21.92		
10	16QAM	1	49	22.25	21.99	21.99		
10	16QAM	25	0	21.80	21.56	21.35	22.8	0
10	16QAM	25	12	21.85	21.61	21.52		
10	16QAM	25	25	21.89	21.53	21.57		
10	16QAM	50	0	21.84	21.51	21.52		
10	64QAM	1	0	20.93	20.80	20.84	22.8	0
10	64QAM	1	25	21.82	21.52	21.48		
10	64QAM	1	49	21.77	21.49	21.54		
10	64QAM	25	0	20.86	20.55	20.55	21.8	1
10	64QAM	25	12	20.75	20.55	20.53		
10	64QAM	25	25	20.86	20.59	20.54		
10	64QAM	50	0	20.88	20.63	20.46		
10	256QAM	1	0	18.87	18.59	18.56	19.8	3
10	256QAM	1	25	18.72	18.50	18.42		
10	256QAM	1	49	18.62	18.32	18.25		
10	256QAM	25	0	18.86	18.67	18.50	19.8	3
10	256QAM	25	12	18.91	18.72	18.65		
10	256QAM	25	25	18.96	18.71	18.55		
10	256QAM	50	0	18.92	18.70	18.62		
Channel				18625	18900	19175	Tune-up limit (dBm)	MPR (dB)
Frequency (MHz)				1852.5	1880	1907.5		
5	QPSK	1	0	21.92	21.62	21.65	22.8	0
5	QPSK	1	12	21.86	21.55	21.64		
5	QPSK	1	24	21.76	21.54	21.67		
5	QPSK	12	0	22.16	21.78	21.68	22.8	0
5	QPSK	12	7	22.12	21.78	21.71		
5	QPSK	12	13	22.01	21.75	21.72		
5	QPSK	25	0	22.04	21.65	21.67		
5	16QAM	1	0	22.39	22.11	22.07	22.8	0
5	16QAM	1	12	22.19	21.93	21.95		
5	16QAM	1	24	22.28	21.96	22.05		
5	16QAM	12	0	21.85	21.51	21.37	22.8	0
5	16QAM	12	7	21.86	21.58	21.58		
5	16QAM	12	13	21.86	21.54	21.60		
5	16QAM	25	0	21.82	21.60	21.44		
5	64QAM	1	0	20.91	20.84	20.83	22.8	0



**FCC SAR TEST REPORT**

**Report No. : FA041657-01A**

5	64QAM	1	12	21.80	21.51	21.38		
5	64QAM	1	24	21.81	21.54	21.48		
5	64QAM	12	0	20.89	20.64	20.57	21.8	1
5	64QAM	12	7	20.77	20.58	20.59		
5	64QAM	12	13	20.87	20.60	20.52		
5	64QAM	25	0	20.81	20.55	20.52		
5	256QAM	1	0	18.88	18.64	18.58	19.8	3
5	256QAM	1	12	18.62	18.47	18.41		
5	256QAM	1	24	18.64	18.41	18.26		
5	256QAM	12	0	18.86	18.67	18.58	19.8	3
5	256QAM	12	7	18.93	18.66	18.64		
5	256QAM	12	13	18.95	18.64	18.58		
5	256QAM	25	0	18.91	18.70	18.67		
Channel				18615	18900	19185	Tune-up limit (dBm)	MPR (dB)
Frequency (MHz)				1851.5	1880	1908.5		
3	QPSK	1	0	21.90	21.66	21.67	22.8	0
3	QPSK	1	8	21.80	21.51	21.65		
3	QPSK	1	14	21.78	21.49	21.63		
3	QPSK	8	0	22.17	21.79	21.66	22.8	0
3	QPSK	8	4	22.17	21.81	21.70		
3	QPSK	8	7	21.98	21.75	21.73		
3	QPSK	15	0	22.14	21.70	21.62		
3	16QAM	1	0	22.36	22.14	22.09	22.8	0
3	16QAM	1	8	22.27	21.92	21.92		
3	16QAM	1	14	22.23	21.96	21.97		
3	16QAM	8	0	21.84	21.52	21.32	22.8	0
3	16QAM	8	4	21.88	21.60	21.57		
3	16QAM	8	7	21.85	21.53	21.62		
3	16QAM	15	0	21.87	21.58	21.47		
3	64QAM	1	0	20.99	20.82	20.81	22.8	0
3	64QAM	1	8	21.80	21.49	21.38		
3	64QAM	1	14	21.80	21.48	21.48		
3	64QAM	8	0	20.83	20.61	20.60		
3	64QAM	8	4	20.83	20.53	20.56	21.8	1
3	64QAM	8	7	20.86	20.61	20.49		
3	64QAM	15	0	20.90	20.64	20.46		
3	256QAM	1	0	18.95	18.64	18.60	19.8	3
3	256QAM	1	8	18.66	18.46	18.39		
3	256QAM	1	14	18.63	18.33	18.29		
3	256QAM	8	0	18.96	18.60	18.53	19.8	3
3	256QAM	8	4	18.94	18.71	18.60		
3	256QAM	8	7	19.00	18.66	18.57		
3	256QAM	15	0	18.84	18.68	18.63		
Channel				18607	18900	19193	Tune-up limit (dBm)	MPR (dB)
Frequency (MHz)				1850.7	1880	1909.3		
1.4	QPSK	1	0	21.94	21.67	21.63	22.8	0
1.4	QPSK	1	3	21.87	21.50	21.63		
1.4	QPSK	1	5	21.75	21.52	21.68		
1.4	QPSK	3	0	22.11	21.70	21.66		
1.4	QPSK	3	1	22.14	21.77	21.70		
1.4	QPSK	3	3	21.95	21.81	21.80	22.8	0
1.4	QPSK	6	0	22.11	21.69	21.60	22.8	0
1.4	16QAM	1	0	22.43	22.13	22.13		
1.4	16QAM	1	3	22.17	21.94	21.96		
1.4	16QAM	1	5	22.18	21.92	22.02		
1.4	16QAM	3	0	21.79	21.52	21.37		





1.4	16QAM	3	1	21.87	21.63	21.52		
1.4	16QAM	3	3	21.90	21.61	21.55		
1.4	16QAM	6	0	21.84	21.55	21.45	22.8	0
1.4	64QAM	1	0	22.00	21.65	21.66	22.8	0
1.4	64QAM	1	3	21.84	21.48	21.65		
1.4	64QAM	1	5	21.76	21.56	21.66		
1.4	64QAM	3	0	22.15	21.75	21.62		
1.4	64QAM	3	1	22.12	21.85	21.69		
1.4	64QAM	3	3	21.99	21.74	21.77		
1.4	64QAM	6	0	20.81	20.45	20.54	21.8	1
1.4	256QAM	1	0	18.74	18.46	18.41	19.8	3
1.4	256QAM	1	3	18.70	18.49	18.47		
1.4	256QAM	1	5	18.79	18.52	18.48		
1.4	256QAM	3	0	18.88	18.64	18.63		
1.4	256QAM	3	1	18.89	18.60	18.53		
1.4	256QAM	3	3	18.88	18.58	18.51		
1.4	256QAM	6	0	18.93	18.66	18.60	19.8	3



<LTE Band 66>

BW [MHz]	Modulation	RB Size	RB Offset	Power Low Ch. / Freq.	Power Middle Ch. / Freq.	Power High Ch. / Freq.	Tune-up limit (dBm)	MPR (dB)
Channel				132072	132322	132572		
Frequency (MHz)				1720	1745	1770		
20	QPSK	1	0	22.95	23.24	23.69	24	0
20	QPSK	1	49	22.75	23.15	23.23		
20	QPSK	1	99	22.91	23.18	23.20		
20	QPSK	50	0	22.71	22.97	22.95	23	1
20	QPSK	50	24	22.87	22.96	22.90		
20	QPSK	50	50	22.82	22.97	22.95		
20	QPSK	100	0	22.81	23.00	22.98		
20	16QAM	1	0	22.86	22.58	22.50	23	1
20	16QAM	1	49	22.69	23.00	22.93		
20	16QAM	1	99	22.88	23.00	22.98		
20	16QAM	50	0	21.76	21.98	21.92	22	2
20	16QAM	50	24	21.83	21.97	21.97		
20	16QAM	50	50	21.78	21.92	21.87		
20	16QAM	100	0	21.84	21.93	21.88		
20	64QAM	1	0	21.99	21.30	21.26	22	2
20	64QAM	1	49	22.00	22.00	21.91		
20	64QAM	1	99	21.78	22.00	21.91		
20	64QAM	50	0	20.77	20.82	20.75	21	3
20	64QAM	50	24	20.91	21.00	20.93		
20	64QAM	50	50	20.79	21.00	20.92		
20	64QAM	100	0	20.89	20.97	20.95		
20	256QAM	1	0	19.00	18.95	18.90	19	5
20	256QAM	1	49	18.82	19.00	18.91		
20	256QAM	1	99	18.86	18.84	18.83		
20	256QAM	50	0	18.83	19.00	18.98	19	5
20	256QAM	50	24	18.88	19.00	18.99		
20	256QAM	50	50	18.81	18.99	18.94		
20	256QAM	100	0	18.87	18.92	18.86		
Channel				132047	132322	132597	Tune-up limit (dBm)	MPR (dB)
Frequency (MHz)				1717.5	1745	1772.5		
15	QPSK	1	0	22.87	23.23	23.37	24	0
15	QPSK	1	37	22.74	23.08	23.22		
15	QPSK	1	74	22.85	23.11	23.10		
15	QPSK	36	0	22.62	22.90	22.95	23	1
15	QPSK	36	20	22.77	22.86	22.84		
15	QPSK	36	39	22.78	22.87	22.88		
15	QPSK	75	0	22.80	22.97	22.98		
15	16QAM	1	0	22.85	22.56	22.45	23	1
15	16QAM	1	37	22.63	22.98	22.87		
15	16QAM	1	74	22.80	23.00	22.94		
15	16QAM	36	0	21.75	21.89	21.86	22	2
15	16QAM	36	20	21.79	21.90	21.95		
15	16QAM	36	39	21.76	21.88	21.78		
15	16QAM	75	0	21.81	21.84	21.84		
15	64QAM	1	0	21.93	21.22	21.20	22	2
15	64QAM	1	37	21.90	21.94	21.87		
15	64QAM	1	74	21.71	22.00	21.91		
15	64QAM	36	0	20.77	20.77	20.75	21	3
15	64QAM	36	20	20.81	20.91	20.87		
15	64QAM	36	39	20.79	20.96	20.82		
15	64QAM	75	0	20.88	20.89	20.86		



**FCC SAR TEST REPORT**

**Report No. : FA041657-01A**

15	256QAM	1	0	18.95	18.94	18.80	19	5
15	256QAM	1	37	18.75	18.98	18.89		
15	256QAM	1	74	18.81	18.76	18.83		
15	256QAM	36	0	18.73	18.92	18.98	19	5
15	256QAM	36	20	18.88	18.97	18.90		
15	256QAM	36	39	18.81	18.92	18.92		
15	256QAM	75	0	18.84	18.90	18.86		
Channel				132022	132322	132622	Tune-up limit (dBm)	MPR (dB)
Frequency (MHz)				1715	1745	1775		
10	QPSK	1	0	22.92	23.22	23.30	24	0
10	QPSK	1	25	22.72	23.06	23.21		
10	QPSK	1	49	22.82	23.13	23.17		
10	QPSK	25	0	22.67	22.94	22.91	23	1
10	QPSK	25	12	22.77	22.91	22.86		
10	QPSK	25	25	22.80	22.88	22.87		
10	QPSK	50	0	22.79	22.94	22.98		
10	16QAM	1	0	22.76	22.58	22.40	23	1
10	16QAM	1	25	22.59	22.92	22.88		
10	16QAM	1	49	22.87	22.92	22.96		
10	16QAM	25	0	21.76	21.98	21.82	22	2
10	16QAM	25	12	21.75	21.88	21.95		
10	16QAM	25	25	21.75	21.90	21.81		
10	16QAM	50	0	21.75	21.92	21.78		
10	64QAM	1	0	21.97	21.25	21.25	22	2
10	64QAM	1	25	21.98	21.90	21.89		
10	64QAM	1	49	21.70	21.99	21.81		
10	64QAM	25	0	20.68	20.78	20.74	21	3
10	64QAM	25	12	20.81	20.90	20.89		
10	64QAM	25	25	20.75	20.91	20.84		
10	64QAM	50	0	20.85	20.96	20.93		
10	256QAM	1	0	18.98	18.95	18.80	19	5
10	256QAM	1	25	18.78	18.92	18.89		
10	256QAM	1	49	18.77	18.84	18.80		
10	256QAM	25	0	18.82	18.90	18.97	19	5
10	256QAM	25	12	18.83	18.96	18.89		
10	256QAM	25	25	18.80	18.95	18.90		
10	256QAM	50	0	18.80	18.82	18.84		
Channel				131997	132322	132647	Tune-up limit (dBm)	MPR (dB)
Frequency (MHz)				1712.5	1745	1777.5		
5	QPSK	1	0	22.90	23.24	23.34	24	0
5	QPSK	1	12	22.73	23.06	23.19		
5	QPSK	1	24	22.88	23.17	23.16		
5	QPSK	12	0	22.62	22.93	22.93	23	1
5	QPSK	12	7	22.85	22.96	22.81		
5	QPSK	12	13	22.75	22.97	22.94		
5	QPSK	25	0	22.73	23.00	22.94		
5	16QAM	1	0	22.86	22.53	22.40	23	1
5	16QAM	1	12	22.63	22.90	22.88		
5	16QAM	1	24	22.87	22.90	22.89		
5	16QAM	12	0	21.71	21.94	21.84	22	2
5	16QAM	12	7	21.75	21.96	21.96		
5	16QAM	12	13	21.75	21.87	21.83		
5	16QAM	25	0	21.80	21.92	21.82		
5	64QAM	1	0	21.98	21.22	21.23	22	2
5	64QAM	1	12	21.97	21.97	21.85		
5	64QAM	1	24	21.70	21.91	21.90		



**FCC SAR TEST REPORT**

Report No. : FA041657-01A

5	64QAM	12	0	20.76	20.74	20.72	21	3
5	64QAM	12	7	20.89	20.91	20.91		
5	64QAM	12	13	20.74	21.00	20.84		
5	64QAM	25	0	20.79	20.97	20.87	19	5
5	256QAM	1	0	18.95	18.92	18.87		
5	256QAM	1	12	18.77	19.00	18.85		
5	256QAM	1	24	18.82	18.75	18.79	19	5
5	256QAM	12	0	18.75	18.99	18.93		
5	256QAM	12	7	18.84	18.95	18.99		
5	256QAM	12	13	18.72	18.91	18.92		
5	256QAM	25	0	18.78	18.85	18.79	Tune-up limit (dBm)	MPR (dB)
Channel				131987	132322	132657		
Frequency (MHz)				1711.5	1745	1778.5		
3	QPSK	1	0	22.95	23.21	23.36	24	0
3	QPSK	1	8	22.69	23.06	23.21		
3	QPSK	1	14	22.83	23.14	23.14		
3	QPSK	8	0	22.61	22.94	22.95	23	1
3	QPSK	8	4	22.86	22.89	22.81		
3	QPSK	8	7	22.74	22.88	22.91		
3	QPSK	15	0	22.80	23.00	22.89		
3	16QAM	1	0	22.78	22.48	22.42	23	1
3	16QAM	1	8	22.60	22.94	22.89		
3	16QAM	1	14	22.85	22.97	22.92		
3	16QAM	8	0	21.72	21.91	21.88	22	2
3	16QAM	8	4	21.74	21.96	21.97		
3	16QAM	8	7	21.75	21.82	21.81		
3	16QAM	15	0	21.76	21.93	21.82		
3	64QAM	1	0	21.93	21.28	21.18	22	2
3	64QAM	1	8	21.93	21.94	21.83		
3	64QAM	1	14	21.75	21.93	21.90		
3	64QAM	8	0	20.76	20.82	20.72	21	3
3	64QAM	8	4	20.87	20.99	20.83		
3	64QAM	8	7	20.73	20.94	20.91		
3	64QAM	15	0	20.79	20.97	20.91		
3	256QAM	1	0	18.92	18.89	18.82	19	5
3	256QAM	1	8	18.75	18.94	18.86		
3	256QAM	1	14	18.82	18.80	18.81		
3	256QAM	8	0	18.77	18.97	18.90	19	5
3	256QAM	8	4	18.85	18.95	18.96		
3	256QAM	8	7	18.74	18.90	18.85		
3	256QAM	15	0	18.83	18.90	18.80		
Channel				131979	132322	132665	Tune-up limit (dBm)	MPR (dB)
Frequency (MHz)				1710.7	1745	1779.3		
1.4	QPSK	1	0	22.91	23.19	23.32	24	0
1.4	QPSK	1	3	22.71	23.08	23.15		
1.4	QPSK	1	5	22.91	23.10	23.15		
1.4	QPSK	3	0	22.87	23.15	23.32		
1.4	QPSK	3	1	22.72	23.14	23.19		
1.4	QPSK	3	3	22.85	23.08	23.10	23	1
1.4	QPSK	6	0	22.70	22.95	22.89	23	1
1.4	16QAM	1	0	22.85	22.96	22.81		
1.4	16QAM	1	3	22.74	22.88	22.90		
1.4	16QAM	1	5	22.81	23.00	22.89		
1.4	16QAM	3	0	22.82	22.51	22.50		
1.4	16QAM	3	1	22.66	22.92	22.93		
1.4	16QAM	3	3	22.79	22.93	22.95		



**FCC SAR TEST REPORT**

**Report No. : FA041657-01A**

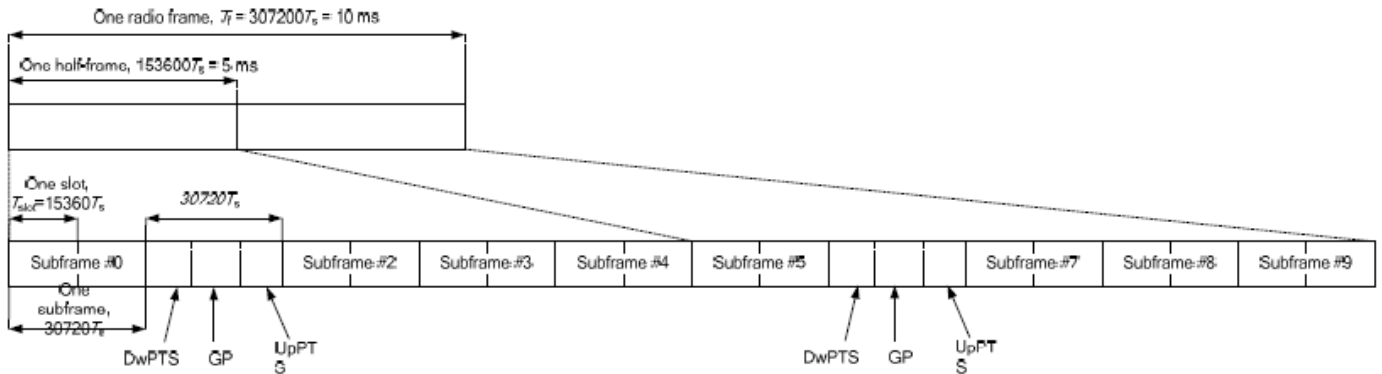
1.4	16QAM	6	0	21.72	21.97	21.84	22	2
1.4	64QAM	1	0	21.80	21.88	21.92	22	2
1.4	64QAM	1	3	21.74	21.82	21.87		
1.4	64QAM	1	5	21.78	21.88	21.83		
1.4	64QAM	3	0	21.93	21.21	21.24		
1.4	64QAM	3	1	21.93	21.94	21.82		
1.4	64QAM	3	3	21.70	22.00	21.83		
1.4	64QAM	6	0	20.87	20.97	20.90	21	3
1.4	256QAM	1	0	18.94	18.95	18.80	19	5
1.4	256QAM	1	3	18.75	18.99	18.89		
1.4	256QAM	1	5	18.83	18.81	18.74		
1.4	256QAM	3	0	18.81	18.93	18.92		
1.4	256QAM	3	1	18.78	18.90	18.91		
1.4	256QAM	3	3	18.72	18.94	18.89		
1.4	256QAM	6	0	18.85	18.88	18.79	19	5

**<TDD LTE SAR Measurement>**

TDD LTE configuration setup for SAR measurement

SAR was tested with a fixed periodic duty factor according to the highest transmission duty factor implemented for the device and supported by 3GPP.

- a. 3GPP TS 36.211 section 4.2 for Type 2 Frame Structure and Table 4.2-2 for uplink-downlink configurations
- b. “special subframe S” contains both uplink and downlink transmissions, it has been taken into consideration to determine the transmission duty factor according to the worst case uplink and downlink cyclic prefix requirements for UpPTS
- c. Establishing connections with base station simulators ensure a consistent means for testing SAR and recommended for evaluating SAR. The Anritsu MT8820C (firmware: #22.52#004) was used for LTE output power measurements and SAR testing.



**Figure 4.2-1: Frame structure type 2 (for 5 ms switch-point periodicity).**

**Table 4.2-2: Uplink-downlink configurations.**

Uplink-downlink configuration	Downlink-to-Uplink Switch-point periodicity	Subframe number									
		0	1	2	3	4	5	6	7	8	9
0	5 ms	D	S	U	U	U	D	S	U	U	U
1	5 ms	D	S	U	U	D	D	S	U	U	D
2	5 ms	D	S	U	D	D	D	S	U	D	D
3	10 ms	D	S	U	U	U	D	D	D	D	D
4	10 ms	D	S	U	U	D	D	D	D	D	D
5	10 ms	D	S	U	D	D	D	D	D	D	D
6	5 ms	D	S	U	U	U	D	S	U	U	D

**Table 4.2-1: Configuration of special subframe (lengths of DwPTS/GP/UpPTS).**

Special subframe configuration	Normal cyclic prefix in downlink			Extended cyclic prefix in downlink				
	DwPTS	UpPTS		DwPTS	UpPTS			
		Normal cyclic prefix in uplink	Extended cyclic prefix in uplink		Normal cyclic prefix in uplink	Extended cyclic prefix in uplink		
0	6592 · Ts	2192 · Ts	2560 · Ts	7680 · Ts	2192 · Ts	2560 · Ts		
1	19760 · Ts			20480 · Ts				
2	21952 · Ts			23040 · Ts				
3	24144 · Ts			25600 · Ts				
4	26336 · Ts			7680 · Ts				
5	6592 · Ts	4384 · Ts	5120 · Ts	20480 · Ts	4384 · Ts	5120 · Ts		
6	19760 · Ts			23040 · Ts				
7	21952 · Ts			12800 · Ts				
8	24144 · Ts			-			-	-
9	13168 · Ts			-			-	-



<b>Special subframe (30720·T<sub>s</sub>): Normal cyclic prefix in downlink (UpPTS)</b>			
	<b>Special subframe configuration</b>	<b>Normal cyclic prefix in uplink</b>	<b>Extended cyclic prefix in uplink</b>
<b>Uplink duty factor in one special subframe</b>	<b>0~4</b>	7.13%	8.33%
	<b>5~9</b>	14.3%	16.7%

<b>Special subframe(30720·T<sub>s</sub>): Extended cyclic prefix in downlink (UpPTS)</b>			
	<b>Special subframe configuration</b>	<b>Normal cyclic prefix in uplink</b>	<b>Extended cyclic prefix in uplink</b>
<b>Uplink duty factor in one special subframe</b>	<b>0~3</b>	7.13%	8.33%
	<b>4~7</b>	14.3%	16.7%

The highest duty factor is resulted from:

- i. Uplink-downlink configuration: 0. In a half-frame consisted of 5 subframes, uplink operation is in 3 uplink subframes and 1 special subframe.
- ii. special subframe configuration: 5-9 for normal cyclic prefix in downlink, 4-7 for extended cyclic prefix in downlink
- iii. for special subframe with extended cyclic prefix in uplink, the total uplink duty factor in one half-frame is:  $(3+0.167)/5 = 63.3\%$
- iv. for special subframe with normal cyclic prefix in uplink, the total uplink duty factor in one half-frame is:  $(3+0.143)/5 = 62.9\%$
- v. For TDD LTE SAR measurement, the duty cycle 1:1.59 (62.9 %) was used perform testing and considering the theoretical duty cycle of 63.3% for extended cyclic prefix in the uplink, and the theoretical duty cycle of 62.9% for normal cyclic prefix in uplink, a scaling factor of extended cyclic prefix  $63.3\%/62.9\% = 1.006$  is applied to scale-up the measured SAR result. The scaled TDD LTE SAR = measured SAR (W/kg)\* Tune-up Scaling Factor\* scaling factor for extended cyclic prefix.
- vi. The device supports Power Class 3 uplink-downlink configurations 0 and 6, and Power Class 2 uplink-downlink configurations 1 to 5 operations for LTE Band 41.
- vii. The highest available duty cycle for Power Class 2 operation is 43.3% using UL-DL configuration 1, for Power Class 3 operation is 63.3% using UL-DL configuration 0. Per FCC Guidance, all SAR tests were performed using Power Class 3. SAR with Power Class 2 at the available duty factor was additionally performed for the Power Class 3 configuration with the highest SAR among all exposure condition.



**Ant 0**

**<LTE Band 38>**

BW [MHz]	Modulation	RB Size	RB Offset	Power Low Ch. / Freq.	Power Middle Ch. / Freq.	Power High Ch. / Freq.	Tune-up limit (dBm)	MPR (dB)
Channel				37850	38000	38150		
Frequency (MHz)				2580	2595	2610		
20	QPSK	1	0	20.66	20.61	20.43	21.7	0
20	QPSK	1	49	20.56	20.42	20.24		
20	QPSK	1	99	20.50	20.29	20.08		
20	QPSK	50	0	20.85	20.59	20.42	21.7	0
20	QPSK	50	24	20.73	20.63	20.34		
20	QPSK	50	50	20.70	20.52	20.32		
20	QPSK	100	0	20.77	20.64	20.33	21.7	0
20	16QAM	1	0	20.76	20.66	20.49		
20	16QAM	1	49	20.62	20.49	20.25		
20	16QAM	1	99	20.54	20.36	20.14	21.7	0
20	16QAM	50	0	20.83	20.65	20.47		
20	16QAM	50	24	20.77	20.66	20.37		
20	16QAM	50	50	20.74	20.55	20.34	21.7	0
20	16QAM	100	0	20.77	20.62	20.35		
20	64QAM	1	0	20.60	20.26	20.10		
20	64QAM	1	49	20.52	20.16	19.88	21.7	0
20	64QAM	1	99	20.44	20.04	19.79		
20	64QAM	50	0	20.79	20.64	20.46		
20	64QAM	50	24	20.77	20.64	20.37	21.7	0
20	64QAM	50	50	20.72	20.55	20.34		
20	64QAM	100	0	20.76	20.62	20.35		
20	256QAM	1	0	19.15	18.95	18.81	19.7	2
20	256QAM	1	49	18.91	18.77	18.47		
20	256QAM	1	99	18.86	18.67	18.44		
20	256QAM	50	0	19.25	19.11	18.93	19.7	2
20	256QAM	50	24	19.24	19.08	18.81		
20	256QAM	50	50	19.16	19.00	18.78		
20	256QAM	100	0	19.17	19.06	18.78		
Channel				37825	38000	38175		
Frequency (MHz)				2577.5	2595	2612.5		
15	QPSK	1	0	20.64	20.57	20.33	21.7	0
15	QPSK	1	37	20.59	20.49	20.24		
15	QPSK	1	74	20.55	20.39	20.12		
15	QPSK	36	0	20.77	20.57	20.38	21.7	0
15	QPSK	36	20	20.73	20.61	20.27		
15	QPSK	36	39	20.68	20.53	20.28		
15	QPSK	75	0	20.75	20.58	20.28	21.7	0
15	16QAM	1	0	20.72	20.63	20.44		
15	16QAM	1	37	20.54	20.40	20.16		
15	16QAM	1	74	20.63	20.43	20.15	21.7	0
15	16QAM	36	0	20.74	20.56	20.31		
15	16QAM	36	20	20.69	20.57	20.25		
15	16QAM	36	39	20.67	20.47	20.24	21.7	0
15	16QAM	75	0	20.75	20.62	20.29		
15	64QAM	1	0	20.36	20.20	20.02		
15	64QAM	1	37	20.30	20.16	19.92	21.7	0
15	64QAM	1	74	20.25	20.08	19.77		
15	64QAM	36	0	20.77	20.58	20.37		
15	64QAM	36	20	20.73	20.57	20.30	21.7	0





**FCC SAR TEST REPORT**

**Report No. : FA041657-01A**

15	64QAM	36	39	20.71	20.54	20.28		
15	64QAM	75	0	20.76	20.64	20.32		
15	256QAM	1	0	19.07	18.89	18.77	19.7	2
15	256QAM	1	37	18.90	18.74	18.44		
15	256QAM	1	74	18.82	18.57	18.34		
15	256QAM	36	0	19.21	19.07	18.90	19.7	2
15	256QAM	36	20	19.23	19.03	18.80		
15	256QAM	36	39	19.11	18.98	18.68		
15	256QAM	75	0	19.08	18.96	18.73		
Channel				37800	38000	38200	Tune-up limit (dBm)	MPR (dB)
Frequency (MHz)				2575	2595	2615		
10	QPSK	1	0	20.70	20.53	20.32	21.7	0
10	QPSK	1	25	20.65	20.48	20.22		
10	QPSK	1	49	20.63	20.39	20.12		
10	QPSK	25	0	20.81	20.67	20.40	21.7	0
10	QPSK	25	12	20.80	20.65	20.38		
10	QPSK	25	25	20.77	20.63	20.31		
10	QPSK	50	0	20.79	20.66	20.36		
10	16QAM	1	0	20.83	20.69	20.43	21.7	0
10	16QAM	1	25	20.70	20.56	20.28		
10	16QAM	1	49	20.75	20.50	20.21		
10	16QAM	25	0	20.72	20.60	20.36	21.7	0
10	16QAM	25	12	20.75	20.60	20.33		
10	16QAM	25	25	20.71	20.54	20.23		
10	16QAM	50	0	20.82	20.68	20.41		
10	64QAM	1	0	20.37	20.25	19.98	21.7	0
10	64QAM	1	25	20.36	20.19	19.88		
10	64QAM	1	49	20.30	20.10	19.78		
10	64QAM	25	0	20.83	20.69	20.43	21.7	0
10	64QAM	25	12	20.83	20.68	20.42		
10	64QAM	25	25	20.80	20.64	20.36		
10	64QAM	50	0	20.79	20.63	20.39		
10	256QAM	1	0	19.11	18.88	18.81	19.7	2
10	256QAM	1	25	18.85	18.77	18.41		
10	256QAM	1	49	18.82	18.63	18.39		
10	256QAM	25	0	19.15	19.05	18.86	19.7	2
10	256QAM	25	12	19.24	18.98	18.74		
10	256QAM	25	25	19.13	18.90	18.71		
10	256QAM	50	0	19.13	18.96	18.71		
Channel				37775	38000	38225	Tune-up limit (dBm)	MPR (dB)
Frequency (MHz)				2572.5	2595	2617.5		
5	QPSK	1	0	20.68	20.57	20.27	21.7	0
5	QPSK	1	12	20.63	20.50	20.21		
5	QPSK	1	24	20.61	20.49	20.10		
5	QPSK	12	0	20.76	20.62	20.32	21.7	0
5	QPSK	12	7	20.77	20.64	20.31		
5	QPSK	12	13	20.75	20.59	20.28		
5	QPSK	25	0	20.78	20.59	20.27		
5	16QAM	1	0	20.76	20.75	20.43	21.7	0
5	16QAM	1	12	20.82	20.65	20.34		
5	16QAM	1	24	20.76	20.68	20.35		
5	16QAM	12	0	20.69	20.59	20.25	21.7	0
5	16QAM	12	7	20.72	20.58	20.22		
5	16QAM	12	13	20.66	20.54	20.22		
5	16QAM	25	0	20.76	20.58	20.29		
5	64QAM	1	0	20.39	20.28	19.96	21.7	0



**FCC SAR TEST REPORT**

**Report No. : FA041657-01A**

5	64QAM	1	12	20.38	20.27	19.90	21.7	0
5	64QAM	1	24	20.39	20.22	19.88		
5	64QAM	12	0	20.80	20.65	20.36		
5	64QAM	12	7	20.80	20.64	20.35		
5	64QAM	12	13	20.79	20.63	20.28		
5	64QAM	25	0	20.80	20.64	20.31		
5	256QAM	1	0	19.05	18.87	18.81	19.7	2
5	256QAM	1	12	18.82	18.71	18.47		
5	256QAM	1	24	18.79	18.67	18.44		
5	256QAM	12	0	19.24	19.07	18.89	19.7	2
5	256QAM	12	7	19.23	19.07	18.76		
5	256QAM	12	13	19.13	19.00	18.76		
5	256QAM	25	0	19.12	19.05	18.75		



**<LTE Band 41>**

BW [MHz]	Modulation	RB Size	RB Offset	Power Low Ch. / Freq.	Power Low Middle Ch. / Freq.	Power Middle Ch. / Freq.	Power High Middle Ch. / Freq.	Power High Ch. / Freq.	Tune-up limit (dBm)	MPR (dB)
Channel				39750	40185	40620	41055	41490		
Frequency (MHz)				2506	2549.5	2593	2636.5	2680		
20	QPSK	1	0	21.13	20.74	20.71	20.34	20.75	21.7	0
20	QPSK	1	49	20.93	20.58	20.56	20.05	20.71		
20	QPSK	1	99	20.79	20.63	20.53	20.03	20.68		
20	QPSK	50	0	21.11	20.71	20.72	20.28	20.89	21.7	0
20	QPSK	50	24	21.26	20.78	20.74	20.32	20.90		
20	QPSK	50	50	21.02	20.75	20.64	20.28	20.85		
20	QPSK	100	0	21.16	20.80	20.76	20.32	20.92		
20	16QAM	1	0	21.21	20.79	20.83	20.41	20.80	21.7	0
20	16QAM	1	49	21.04	20.65	20.61	20.19	20.86		
20	16QAM	1	99	20.90	20.69	20.56	20.19	20.97		
20	16QAM	50	0	21.12	20.71	20.75	20.28	20.91	21.7	0
20	16QAM	50	24	21.16	20.80	20.76	20.32	20.93		
20	16QAM	50	50	21.04	20.75	20.67	20.31	20.98		
20	16QAM	100	0	21.15	20.81	20.77	20.36	20.95		
20	64QAM	1	0	20.77	20.39	20.51	20.04	20.47	21.7	0
20	64QAM	1	49	20.69	20.31	20.38	19.90	20.61		
20	64QAM	1	99	20.53	20.32	20.27	19.95	20.67		
20	64QAM	50	0	20.36	19.98	19.98	19.73	20.15	21.7	0
20	64QAM	50	24	20.39	20.01	19.99	19.74	20.15		
20	64QAM	50	50	20.30	19.98	19.91	19.70	20.21		
20	64QAM	100	0	20.33	19.99	19.95	19.74	20.11		
20	256QAM	1	0	17.74	17.83	17.84	17.76	17.75	18.7	3
20	256QAM	1	49	17.63	17.60	17.64	17.59	17.55		
20	256QAM	1	99	17.58	17.57	17.60	17.50	17.56		
20	256QAM	50	0	17.93	17.91	17.97	17.87	17.94	18.7	3
20	256QAM	50	24	18.01	17.96	18.01	17.94	17.94		
20	256QAM	50	50	17.85	17.85	17.91	17.91	17.91		
20	256QAM	100	0	17.90	17.94	17.95	17.86	17.94		
Channel				39725	40173	40620	41068	41515	Tune-up limit (dBm)	MPR (dB)
Frequency (MHz)				2503.5	2548.3	2593	2637.8	2682.5		
15	QPSK	1	0	21.11	20.72	20.74	20.28	20.83	21.7	0
15	QPSK	1	37	21.03	20.66	20.64	20.17	20.89		
15	QPSK	1	74	20.92	20.73	20.59	20.31	20.99		
15	QPSK	36	0	21.07	20.69	20.78	20.20	20.91	21.7	0
15	QPSK	36	20	21.15	20.74	20.72	20.27	21.00		
15	QPSK	36	39	21.01	20.70	20.64	20.27	20.98		
15	QPSK	75	0	21.14	20.73	20.71	20.29	20.91		
15	16QAM	1	0	21.16	20.77	20.72	20.30	20.85	21.7	0
15	16QAM	1	37	21.07	20.71	20.69	20.27	20.92		
15	16QAM	1	74	20.97	20.76	20.64	20.29	21.02		
15	16QAM	36	0	21.08	20.68	20.78	20.27	20.93	21.7	0
15	16QAM	36	20	21.15	20.74	20.74	20.31	21.02		
15	16QAM	36	39	21.03	20.72	20.66	20.31	20.99		
15	16QAM	75	0	21.15	20.76	20.73	20.33	20.94		
15	64QAM	1	0	20.75	20.36	20.40	19.98	20.53	21.7	0
15	64QAM	1	37	20.71	20.29	20.32	19.83	20.59		
15	64QAM	1	74	20.59	20.40	20.36	20.01	20.73		
15	64QAM	36	0	20.32	19.94	20.00	19.77	20.14	21.7	0
15	64QAM	36	20	20.33	19.96	19.94	19.80	20.20		



**FCC SAR TEST REPORT**

**Report No. : FA041657-01A**

15	64QAM	36	39	20.26	19.95	19.89	19.72	20.22	18.7	3
15	64QAM	75	0	20.40	20.00	19.99	19.76	20.18		
15	256QAM	1	0	17.68	17.80	17.77	17.76	17.70		
15	256QAM	1	37	17.55	17.54	17.55	17.55	17.45		
15	256QAM	1	74	17.54	17.52	17.56	17.48	17.54		
15	256QAM	36	0	17.84	17.90	17.93	17.81	17.87		
15	256QAM	36	20	17.98	17.91	17.96	17.90	17.91		
15	256QAM	36	39	17.79	17.82	17.81	17.90	17.91		
15	256QAM	75	0	17.90	17.86	17.90	17.77	17.90		
Channel				39700	40160	40620	41080	41540	Tune-up limit (dBm)	MPR (dB)
Frequency (MHz)				2501	2547	2593	2639	2685		
10	QPSK	1	0	21.11	20.88	20.83	20.40	21.08	21.7	0
10	QPSK	1	25	21.11	20.87	20.74	20.32	21.06		
10	QPSK	1	49	21.16	20.75	20.73	20.26	21.10		
10	QPSK	25	0	21.11	20.68	20.75	20.25	20.97	21.7	0
10	QPSK	25	12	21.19	20.81	20.72	20.33	20.98		
10	QPSK	25	25	21.10	20.77	20.67	20.28	21.04		
10	QPSK	50	0	21.22	20.84	20.80	20.36	21.02		
10	16QAM	1	0	21.23	21.01	20.94	20.47	21.12	21.7	0
10	16QAM	1	25	21.10	20.93	20.84	20.43	21.16		
10	16QAM	1	49	21.07	20.91	20.84	20.41	21.16		
10	16QAM	25	0	21.05	20.63	20.68	20.20	20.91	21.7	0
10	16QAM	25	12	21.15	20.78	20.73	20.32	20.95		
10	16QAM	25	25	21.07	20.72	20.60	20.22	20.99		
10	16QAM	50	0	21.15	20.86	20.79	20.40	21.04		
10	64QAM	1	0	20.78	20.46	20.44	20.04	20.67	21.7	0
10	64QAM	1	25	20.68	20.44	20.41	19.97	20.74		
10	64QAM	1	49	20.95	20.46	20.40	19.92	20.74		
10	64QAM	25	0	20.27	19.96	20.02	19.70	20.21	21.7	0
10	64QAM	25	12	20.20	20.06	20.02	19.80	20.25		
10	64QAM	25	25	20.38	20.04	19.95	19.75	20.32		
10	64QAM	50	0	20.46	20.08	20.02	19.79	20.26		
10	256QAM	1	0	17.65	17.82	17.77	17.75	17.71	18.7	3
10	256QAM	1	25	17.54	17.58	17.63	17.58	17.47		
10	256QAM	1	49	17.48	17.52	17.52	17.40	17.47		
10	256QAM	25	0	17.92	17.81	17.95	17.79	17.84	18.7	3
10	256QAM	25	12	17.93	17.93	17.96	17.89	17.94		
10	256QAM	25	25	17.80	17.80	17.84	17.90	17.91		
10	256QAM	50	0	17.84	17.86	17.94	17.86	17.92		
Channel				39675	40148	40620	41093	41565	Tune-up limit (dBm)	MPR (dB)
Frequency (MHz)				2498.5	2545.8	2593	2640.30	2687.5		
5	QPSK	1	0	21.15	20.66	20.76	20.28	21.07	21.7	0
5	QPSK	1	12	21.09	20.88	20.91	20.42	21.12		
5	QPSK	1	24	21.14	20.65	20.67	20.35	21.04		
5	QPSK	12	0	21.17	20.68	20.62	20.14	20.99	21.7	0
5	QPSK	12	7	21.15	20.69	20.65	20.24	20.98		
5	QPSK	12	13	21.12	20.66	20.62	20.23	20.94		
5	QPSK	25	0	21.23	20.74	20.76	20.33	21.10		
5	16QAM	1	0	21.22	20.71	20.76	20.29	21.11	21.7	0
5	16QAM	1	12	21.14	20.77	20.71	20.29	21.03		
5	16QAM	1	24	21.20	20.73	20.70	20.35	21.04		
5	16QAM	12	0	21.21	20.74	20.73	20.25	21.06	21.7	0
5	16QAM	12	7	21.21	20.75	20.74	20.34	21.05		
5	16QAM	12	13	21.18	20.55	20.69	20.32	21.02		
5	16QAM	25	0	21.14	20.68	20.66	20.24	20.99		



**FCC SAR TEST REPORT**

**Report No. : FA041657-01A**

5	64QAM	1	0	20.93	20.43	20.44	19.98	20.71	21.7	0
5	64QAM	1	12	20.92	20.52	20.40	20.02	20.75		
5	64QAM	1	24	20.94	20.50	20.42	20.00	20.73		
5	64QAM	12	0	20.41	19.92	19.91	19.75	20.24	21.7	0
5	64QAM	12	7	20.41	19.95	19.94	19.73	20.28		
5	64QAM	12	13	20.40	19.92	19.90	19.70	20.24		
5	64QAM	25	0	20.48	20.02	20.01	19.79	20.34	18.7	3
5	256QAM	1	0	17.66	17.83	17.83	17.69	17.67		
5	256QAM	1	12	17.58	17.52	17.61	17.51	17.45		
5	256QAM	1	24	17.55	17.52	17.50	17.44	17.55	18.7	3
5	256QAM	12	0	17.87	17.86	17.91	17.84	17.86		
5	256QAM	12	7	17.97	17.88	17.93	17.85	17.88		
5	256QAM	12	13	17.80	17.77	17.85	17.89	17.88	18.7	3
5	256QAM	25	0	17.81	17.92	17.85	17.86	17.88		



<LTE Band 41 HPUE>

BW [MHz]	Modulation	RB Size	RB Offset	Power Low Ch. / Freq.	Power Low Middle Ch. / Freq.	Power Middle Ch. / Freq.	Power High Middle Ch. / Freq.	Power High Ch. / Freq.	Tune-up limit (dBm)	MPR (dB)
Channel				39750	40185	40620	41055	41490		
Frequency (MHz)				2506	2549.5	2593	2636.5	2680		
20	QPSK	1	0	22.50	22.24	22.03	21.70	22.16	23.3	0
20	QPSK	1	49	22.33	22.25	21.90	21.58	22.18		
20	QPSK	1	99	22.30	22.20	21.91	21.77	22.29		
20	QPSK	50	0	22.56	22.48	22.13	21.84	22.38	23.3	0
20	QPSK	50	24	22.66	22.56	22.18	21.92	22.41		
20	QPSK	50	50	22.61	22.50	22.15	21.93	22.51		
20	QPSK	100	0	22.64	22.55	22.19	21.92	22.40	23.3	0
20	16QAM	1	0	22.75	22.62	22.35	22.08	22.46		
20	16QAM	1	49	22.73	22.62	22.25	21.96	22.54		
20	16QAM	1	99	22.74	22.62	22.28	22.05	22.65	23.3	0
20	16QAM	50	0	22.61	22.49	22.17	21.85	22.40		
20	16QAM	50	24	22.67	22.60	22.24	21.96	22.43		
20	16QAM	50	50	22.66	22.57	22.19	21.96	22.53	23.3	0
20	16QAM	100	0	22.65	22.59	22.21	21.93	22.43		
20	64QAM	1	0	22.53	22.49	22.10	21.84	22.22		
20	64QAM	1	49	22.58	22.48	22.06	21.78	22.40	23.3	0
20	64QAM	1	99	22.50	22.46	22.08	21.85	22.03		
20	64QAM	50	0	22.11	22.02	21.68	21.21	21.88		
20	64QAM	50	24	22.20	22.12	21.53	21.31	21.72	22.3	1
20	64QAM	50	50	22.16	22.05	21.24	21.44	21.14		
20	64QAM	100	0	22.19	22.09	21.39	21.38	21.31		
20	256QAM	1	0	20.46	19.98	19.95	19.53	20.06	20.8	2.5
20	256QAM	1	49	20.41	19.96	19.91	19.50	20.01		
20	256QAM	1	99	20.36	19.89	19.87	19.46	19.99		
20	256QAM	50	0	20.43	19.90	19.86	19.47	19.96	20.8	2.5
20	256QAM	50	24	20.36	19.93	19.82	19.41	19.95		
20	256QAM	50	50	20.26	19.80	19.87	19.42	19.93		
20	256QAM	100	0	20.42	19.88	19.78	19.42	19.89		
Channel				39725	40173	40620	41068	41515	Tune-up limit (dBm)	MPR (dB)
Frequency (MHz)				2503.5	2548.3	2593	2637.8	2682.5		
15	QPSK	1	0	22.35	22.21	22.03	21.65	22.15	23.3	0
15	QPSK	1	37	22.25	22.19	21.84	21.52	22.17		
15	QPSK	1	74	22.28	22.20	21.88	21.67	22.27		
15	QPSK	36	0	22.50	22.46	22.04	21.77	22.35	23.3	0
15	QPSK	36	20	22.54	22.51	22.12	21.86	22.39		
15	QPSK	36	39	22.61	22.42	22.08	21.90	22.44		
15	QPSK	75	0	22.64	22.45	22.13	21.92	22.31	23.3	0
15	16QAM	1	0	22.64	22.61	22.28	22.07	22.37		
15	16QAM	1	37	22.73	22.58	22.17	21.86	22.45		
15	16QAM	1	74	22.60	22.52	22.21	21.98	22.55	23.3	0
15	16QAM	36	0	22.56	22.43	22.11	21.84	22.34		
15	16QAM	36	20	22.58	22.53	22.19	21.92	22.37		
15	16QAM	36	39	22.63	22.48	22.18	21.87	22.43	23.3	0
15	16QAM	75	0	22.58	22.54	22.14	21.88	22.38		



**FCC SAR TEST REPORT**

**Report No. : FA041657-01A**

15	64QAM	1	0	22.44	22.43	22.06	21.81	22.15	23.3	0
15	64QAM	1	37	22.54	22.41	21.98	21.68	22.39		
15	64QAM	1	74	22.42	22.42	22.04	21.76	21.98		
15	64QAM	36	0	22.11	21.96	21.61	21.13	21.86	22.3	1
15	64QAM	36	20	22.16	22.05	21.43	21.26	21.68		
15	64QAM	36	39	22.10	21.98	21.16	21.43	21.09		
15	64QAM	75	0	22.15	22.05	21.30	21.35	21.24	20.8	2.5
15	256QAM	1	0	20.36	19.93	19.93	19.46	20.03		
15	256QAM	1	37	20.31	19.92	19.81	19.42	20.00		
15	256QAM	1	74	20.36	19.86	19.87	19.37	19.98	20.8	2.5
15	256QAM	36	0	20.37	19.83	19.85	19.43	19.92		
15	256QAM	36	20	20.31	19.86	19.72	19.32	19.89		
15	256QAM	36	39	20.19	19.80	19.87	19.42	19.86	20.8	2.5
15	256QAM	75	0	20.39	19.85	19.74	19.40	19.88		
Channel				39700	40160	40620	41080	41540		
Frequency (MHz)				2501	2547	2593	2639	2685		
10	QPSK	1	0	22.38	22.14	22.02	21.65	22.06	23.3	0
10	QPSK	1	25	22.26	22.18	21.80	21.50	22.11		
10	QPSK	1	49	22.26	22.19	21.91	21.75	22.21		
10	QPSK	25	0	22.55	22.48	22.03	21.77	22.28	23.3	0
10	QPSK	25	12	22.63	22.56	22.09	21.85	22.41		
10	QPSK	25	25	22.56	22.46	22.11	21.90	22.46		
10	QPSK	50	0	22.64	22.54	22.11	21.84	22.40	23.3	0
10	16QAM	1	0	22.65	22.53	22.28	22.05	22.46		
10	16QAM	1	25	22.71	22.62	22.15	21.95	22.54		
10	16QAM	1	49	22.61	22.62	22.20	21.99	22.58	23.3	0
10	16QAM	25	0	22.58	22.47	22.08	21.80	22.40		
10	16QAM	25	12	22.57	22.55	22.17	21.86	22.34		
10	16QAM	25	25	22.60	22.52	22.14	21.93	22.44	23.3	0
10	16QAM	50	0	22.64	22.51	22.14	21.88	22.38		
10	64QAM	1	0	22.44	22.40	22.04	21.76	22.17		
10	64QAM	1	25	22.48	22.47	22.01	21.74	22.37	23.3	0
10	64QAM	1	49	22.43	22.39	22.02	21.79	21.96		
10	64QAM	25	0	22.09	21.94	21.66	21.18	21.87		
10	64QAM	25	12	22.10	22.07	21.51	21.24	21.65	22.3	1
10	64QAM	25	25	22.16	21.95	21.16	21.39	21.08		
10	64QAM	50	0	22.17	22.04	21.36	21.30	21.22		
10	256QAM	1	0	20.36	19.97	19.89	19.49	20.06	20.8	2.5
10	256QAM	1	25	20.32	19.86	19.90	19.46	19.96		
10	256QAM	1	49	20.35	19.82	19.87	19.45	19.95		
10	256QAM	25	0	20.40	19.80	19.78	19.39	19.93	20.8	2.5
10	256QAM	25	12	20.29	19.83	19.77	19.35	19.86		
10	256QAM	25	25	20.18	19.74	19.80	19.35	19.86		
10	256QAM	50	0	20.34	19.81	19.74	19.33	19.82	Tune-up limit (dBm)	MPR (dB)
Channel				39675	40148	40620	41093	41565		
Frequency (MHz)				2498.5	2545.8	2593	2640.30	2687.5		
5	QPSK	1	0	22.32	22.19	22.01	21.62	22.15	23.3	0
5	QPSK	1	12	22.26	22.20	21.86	21.54	22.18		
5	QPSK	1	24	22.28	22.20	21.87	21.77	22.24		
5	QPSK	12	0	22.54	22.47	22.12	21.83	22.30	23.3	0



**FCC SAR TEST REPORT**

**Report No. : FA041657-01A**

5	QPSK	12	7	22.54	22.48	22.10	21.89	22.36		
5	QPSK	12	13	22.59	22.50	22.10	21.85	22.44		
5	QPSK	25	0	22.60	22.50	22.18	21.90	22.32		
5	16QAM	1	0	22.66	22.57	22.25	22.06	22.46		
5	16QAM	1	12	22.65	22.57	22.15	21.90	22.45	23.3	0
5	16QAM	1	24	22.65	22.58	22.23	21.96	22.65		
5	16QAM	12	0	22.52	22.41	22.11	21.82	22.30		
5	16QAM	12	7	22.57	22.54	22.17	21.90	22.35	23.3	0
5	16QAM	12	13	22.58	22.56	22.11	21.95	22.45		
5	16QAM	25	0	22.61	22.50	22.18	21.83	22.43		
5	64QAM	1	0	22.53	22.48	22.02	21.80	22.12		
5	64QAM	1	12	22.49	22.44	22.01	21.77	22.33	23.3	0
5	64QAM	1	24	22.40	22.41	22.02	21.79	22.00		
5	64QAM	12	0	22.01	22.00	21.66	21.15	21.84		
5	64QAM	12	7	22.12	22.08	21.52	21.26	21.67	22.3	1
5	64QAM	12	13	22.09	22.01	21.21	21.36	21.14		
5	64QAM	25	0	22.16	22.03	21.39	21.28	21.29		
5	256QAM	1	0	20.43	19.89	19.93	19.45	19.97		
5	256QAM	1	12	20.33	19.89	19.84	19.44	19.93	20.8	2.5
5	256QAM	1	24	20.26	19.80	19.77	19.46	19.96		
5	256QAM	12	0	20.43	19.87	19.86	19.41	19.92		
5	256QAM	12	7	20.33	19.89	19.76	19.40	19.95		
5	256QAM	12	13	20.18	19.80	19.86	19.36	19.88	20.8	2.5
5	256QAM	25	0	20.34	19.84	19.71	19.33	19.83		





**Ant 4**

**<LTE Band 48>**

BW [MHz]	Modulation	RB Size	RB Offset	Power Low Ch. / Freq.	Power Low Middle Ch. / Freq.	Power High Middle Ch. / Freq.	Power High Ch. / Freq.	Tune-up limit (dBm)	MPR (dB)
Channel				55340	55830	56150	56640		
Frequency (MHz)				3560	3609	3641	3690		
20	QPSK	1	0	17.77	17.80	18.25	18.77	19.5	0
20	QPSK	1	49	17.71	17.77	18.01	18.75		
20	QPSK	1	99	17.64	17.79	17.90	18.67		
20	QPSK	50	0	16.79	16.87	17.05	17.81	18.5	1
20	QPSK	50	24	16.91	16.94	17.11	17.91		
20	QPSK	50	50	16.91	16.91	17.26	17.90		
20	QPSK	100	0	16.89	16.93	17.19	17.80		
20	16QAM	1	0	16.76	16.90	17.05	17.82	18.5	1
20	16QAM	1	49	16.81	16.86	17.17	17.84		
20	16QAM	1	99	16.93	16.90	17.32	17.89		
20	16QAM	50	0	15.82	15.92	16.10	16.81	17.5	2
20	16QAM	50	24	15.93	15.96	16.16	16.93		
20	16QAM	50	50	15.95	15.95	16.30	16.91		
20	16QAM	100	0	15.99	15.96	16.23	16.82		
20	64QAM	1	0	15.32	15.49	15.59	16.42	17.5	2
20	64QAM	1	49	15.41	15.47	15.74	16.47		
20	64QAM	1	99	15.51	15.53	15.95	16.55		
20	64QAM	50	0	14.81	14.92	15.11	15.84	16.5	3
20	64QAM	50	24	14.93	14.97	15.15	15.94		
20	64QAM	50	50	14.93	14.94	15.30	15.91		
20	64QAM	100	0	14.91	14.96	15.24	15.85		
20	256QAM	1	0	12.57	12.76	12.87	13.66	14.5	5
20	256QAM	1	49	12.59	12.70	12.96	13.61		
20	256QAM	1	99	12.73	12.79	13.20	13.70		
20	256QAM	50	0	12.81	12.96	13.14	13.85	14.5	5
20	256QAM	50	24	12.94	13.02	13.19	13.95		
20	256QAM	50	50	12.92	13.00	13.34	13.93		
20	256QAM	100	0	12.88	12.99	13.25	13.81		
Channel				55315	55820	56160	56665	Tune-up limit (dBm)	MPR (dB)
Frequency (MHz)				3557.5	3608	3642	3692.5		
15	QPSK	1	0	17.60	17.77	17.89	18.63	19.5	0
15	QPSK	1	37	17.70	17.71	17.94	18.74		
15	QPSK	1	74	17.70	17.77	18.21	18.69		
15	QPSK	36	0	16.76	16.77	16.96	17.73	18.5	1
15	QPSK	36	20	16.89	16.86	17.04	17.90		
15	QPSK	36	39	16.85	16.85	17.25	17.90		
15	QPSK	75	0	16.88	16.87	17.17	17.77		
15	16QAM	1	0	16.74	16.85	16.95	17.73	18.5	1
15	16QAM	1	37	16.81	16.82	17.07	17.80		
15	16QAM	1	74	16.88	16.86	17.27	17.88		
15	16QAM	36	0	15.80	15.84	16.06	16.74	17.5	2
15	16QAM	36	20	15.86	15.89	16.08	16.93		
15	16QAM	36	39	15.86	15.87	16.22	16.91		
15	16QAM	75	0	15.92	15.89	16.22	16.79		
15	64QAM	1	0	15.23	15.46	15.50	16.32	17.5	2
15	64QAM	1	37	15.35	15.47	15.73	16.47		
15	64QAM	1	74	15.44	15.46	15.92	16.49		
15	64QAM	36	0	14.79	14.82	15.11	15.79	16.5	3
15	64QAM	36	20	14.91	14.95	15.10	15.89		



**FCC SAR TEST REPORT**

**Report No. : FA041657-01A**

15	64QAM	36	39	14.90	14.93	15.26	15.85		
15	64QAM	75	0	14.91	14.86	15.16	15.81		
15	256QAM	1	0	12.51	12.67	12.81	13.57	14.5	5
15	256QAM	1	37	12.55	12.64	12.87	13.54		
15	256QAM	1	74	12.69	12.70	13.10	13.66		
15	256QAM	36	0	12.73	12.94	13.05	13.80	14.5	5
15	256QAM	36	20	12.86	12.93	13.17	13.89		
15	256QAM	36	39	12.84	13.00	13.33	13.86		
15	256QAM	75	0	12.80	12.98	13.16	13.79		
Channel				55290	55815	56165	56690	Tune-up limit (dBm)	MPR (dB)
Frequency (MHz)				3555	3607.5	3642.5	3695		
10	QPSK	1	0	17.59	17.71	17.81	18.66	19.5	0
10	QPSK	1	25	17.67	17.73	17.96	18.72		
10	QPSK	1	49	17.72	17.74	18.24	18.73		
10	QPSK	25	0	16.75	16.77	17.00	17.78	18.5	1
10	QPSK	25	12	16.86	16.93	17.08	17.84		
10	QPSK	25	25	16.83	16.86	17.24	17.83		
10	QPSK	50	0	16.88	16.92	17.17	17.76		
10	16QAM	1	0	16.72	16.88	16.97	17.73	18.5	1
10	16QAM	1	25	16.76	16.77	17.11	17.77		
10	16QAM	1	49	16.86	16.80	17.28	17.83		
10	16QAM	25	0	15.73	15.84	16.08	16.74	17.5	2
10	16QAM	25	12	15.83	15.86	16.10	16.87		
10	16QAM	25	25	15.92	15.86	16.29	16.90		
10	16QAM	50	0	15.92	15.92	16.13	16.81		
10	64QAM	1	0	15.31	15.46	15.50	16.38	17.5	2
10	64QAM	1	25	15.36	15.43	15.64	16.39		
10	64QAM	1	49	15.41	15.50	15.89	16.55		
10	64QAM	25	0	14.79	14.85	15.07	15.74	16.5	3
10	64QAM	25	12	14.86	14.93	15.11	15.86		
10	64QAM	25	25	14.84	14.93	15.25	15.83		
10	64QAM	50	0	14.89	14.86	15.18	15.85		
10	256QAM	1	0	12.52	12.68	12.87	13.57	14.5	5
10	256QAM	1	25	12.50	12.64	12.87	13.56		
10	256QAM	1	49	12.69	12.72	13.16	13.63		
10	256QAM	25	0	12.78	12.89	13.08	13.85	14.5	5
10	256QAM	25	12	12.89	12.99	13.16	13.94		
10	256QAM	25	25	12.82	12.96	13.34	13.84		
10	256QAM	50	0	12.84	12.99	13.25	13.78		
Channel				55265	55810	56170	56715	Tune-up limit (dBm)	MPR (dB)
Frequency (MHz)				3552.5	3607	3643	3697.5		
5	QPSK	1	0	17.64	17.71	17.85	18.57	19.5	0
5	QPSK	1	12	17.62	17.71	17.95	18.65		
5	QPSK	1	24	17.77	17.72	18.18	18.77		
5	QPSK	12	0	16.71	16.80	17.01	17.79	18.5	1
5	QPSK	12	7	16.83	16.90	17.05	17.87		
5	QPSK	12	13	16.85	16.91	17.21	17.84		
5	QPSK	25	0	16.79	16.93	17.16	17.75		
5	16QAM	1	0	16.71	16.88	17.04	17.82	18.5	1
5	16QAM	1	12	16.71	16.83	17.15	17.84		
5	16QAM	1	24	16.86	16.85	17.32	17.86		
5	16QAM	12	0	15.81	15.87	16.10	16.72	17.5	2
5	16QAM	12	7	15.93	15.87	16.10	16.90		
5	16QAM	12	13	15.86	15.90	16.28	16.84		
5	16QAM	25	0	15.89	15.90	16.17	16.79		



**FCC SAR TEST REPORT**

**Report No. : FA041657-01A**

5	64QAM	1	0	15.32	15.40	15.51	16.38	17.5	2
5	64QAM	1	12	15.31	15.43	15.65	16.46		
5	64QAM	1	24	15.42	15.53	15.89	16.46		
5	64QAM	12	0	14.77	14.88	15.07	15.75	16.5	3
5	64QAM	12	7	14.84	14.89	15.06	15.84		
5	64QAM	12	13	14.91	14.84	15.25	15.86		
5	64QAM	25	0	14.86	14.86	15.23	15.85		
5	256QAM	1	0	12.55	12.66	12.85	13.60	14.5	5
5	256QAM	1	12	12.49	12.69	12.91	13.57		
5	256QAM	1	24	12.69	12.76	13.20	13.63		
5	256QAM	12	0	12.71	12.96	13.07	13.81	14.5	5
5	256QAM	12	7	12.91	12.94	13.10	13.87		
5	256QAM	12	13	12.90	12.99	13.25	13.89		
5	256QAM	25	0	12.81	12.92	13.15	13.81		

### 13. 5G NR Output Power (Unit: dBm)

**General Note:**

1. For 5G NR test procedure was following step similar FCC KDB 941225 D05:
  - a. For DFT-OFDM and CP-OFDM output power measurement reduction, according to 38.101 maximum power reduction for power class 3, the CP-OFDM mode will not higher than DFT-OFDM mode, therefore, similar FCC KDB 941225 D05 procedure for other modulation output power for each RB allocation configuration is > not ½ dB higher than the same configuration in DFT-QPSK and the reported SAR for the DFT-QPSK configuration is ≤ 1.45 W/kg; CP-OFDM measurement is unnecessary.
  - b. For DFT-OFDM output power measurement reduction, according to 38.101 maximum power reduction for power class 3, full measurement on Pi/2 BPSK and QPSK, for 16QAM/64QAM/256QAM spot check 1RB 1offset configuration to ensure the output power will not ½ dB higher than Pi/2 BPSK and QPSK, for smaller bandwidth output power will spot check 1RB 1offset configuration at Pi/2 BPSK to ensure output power will not ½ dB higher than largest supported bandwidth.
  - c. SAR testing start with the largest channel bandwidth and measure SAR for Pi/2 BPSK with 1 RB allocation, using the RB offset and required test channel combination with the highest maximum output power for RB offsets at the upper edge, middle and lower edge of each required test channel.
  - d. 50% RB allocation for Pi/2 BPSK SAR testing follows 1RB Pi/2 BPSK allocation procedure
  - e. Pi/2 BPSK with 100% RB allocation, SAR is not required when the highest maximum output power for 100 % RB allocation is less than the highest maximum output power in 50% and 1 RB allocations and the highest reported SAR for 1 RB and 50% RB allocation are ≤ 0.8 W/kg. Otherwise, SAR is measured for the highest output power channel; and if the reported SAR is > 1.45 W/kg, the remaining required test channels must also be tested.
  - f. QPSK/16QAM/64QAM/256QAM output powers according to 3GPP MPR will not ½ dB higher than the same configuration in Pi/2 BPSK, also reported SAR for the Pi/2 BPSK configuration is less than 1.45 W/kg, QPSK/16QAM/64QAM/256QAM SAR testing are not required.
  - g. Smaller bandwidth output power for each RB allocation configuration for this device will not ½ dB higher than the same configuration in the largest supported bandwidth, and the reported SAR for the largest supported bandwidth is ≤ 1.45 W/kg, smaller bandwidth SAR testing is not required for this device
2. Due to test setup limitations, SAR testing for NR was performed using Factory Test Mode software to establish the connection and perform SAR with 100% transmission.

**<3GPP 38.101 MPR for EN-DC>**

**Table 6.2.2-1 Maximum power reduction (MPR) for power class 3**

Modulation		MPR (dB)		
		Edge RB allocations	Outer RB allocations	Inner RB allocations
DFT-s-OFDM	Pi/2 BPSK	≤ 3.5 <sup>1</sup>	≤ 1.2 <sup>1</sup>	≤ 0.2 <sup>1</sup>
		≤ 0.5 <sup>2</sup>	≤ 0.5 <sup>2</sup>	0 <sup>2</sup>
	QPSK	≤ 1		0
	16 QAM	≤ 2		≤ 1
	64 QAM			≤ 2.5
CP-OFDM	256 QAM			≤ 4.5
	QPSK	≤ 3		≤ 1.5
	16 QAM	≤ 3		≤ 2
	64 QAM			≤ 3.5
	256 QAM			≤ 6.5

NOTE 1: Applicable for UE operating in TDD mode with Pi/2 BPSK modulation and UE indicates support for UE capability *powerBoosting-pi2BPSK* and if the IE *powerBoostPi2BPSK* is set to 1 and 40 % or less slots in radio frame are used for UL transmission for bands n40, n41, n77, n78 and n79. The reference power of 0 dB MPR is 26 dBm.  
 NOTE 2: Applicable for UE operating in FDD mode, or in TDD mode in bands other than n40, n41, n77, n78 and n79 with Pi/2 BPSK modulation and if the IE *powerBoostPi2BPSK* is set to 0 and if more than 40 % of slots in radio frame are used for UL transmission for bands n40, n41, n77, n78 and n79.

**Table 6.2.2-2 Maximum power reduction (MPR) for power class 2**

Modulation		MPR (dB)		
		Edge RB allocations	Outer RB allocations	Inner RB allocations
DFT-s-OFDM	Pi/2 BPSK	≤ 3.5	≤ 0.5	0
	QPSK	≤ 3.5	≤ 1	0
	16 QAM	≤ 3.5	≤ 2	≤ 1
	64 QAM	≤ 3.5	≤ 2.5	
	256 QAM			≤ 4.5
CP-OFDM	QPSK	≤ 3.5	≤ 3	≤ 1.5
	16 QAM	≤ 3.5	≤ 3	≤ 2
	64 QAM			≤ 3.5
	256 QAM			≤ 6.5



**<EN-DC combination and combine Total Power>**

FR1 UL EN-DC	
ANT/RF	Band
0 + 8	5A-n2A
0 + 8	12A-n2A
0 + 8	66A-n2A
8 + 0	2A-n5A
8 + 0	66A-n5A
8 + 0	2A-n12A
8 + 0	66A-n12A
8 + 0	2A-n66A
0 + 8	5A-n66A
0 + 8	12A-n66A
8 + 0	2A-n71A
8 + 0	66A-n71A



**Ant 0**

<n5>

BW [MHz]	Modulation	RB Size	RB Offset	Power Low Ch. / Freq.	Power Middle Ch. / Freq.	Power High Ch. / Freq.	Tune-up limit (dBm)
Channel				166800	167300	167800	Tune-up limit (dBm)
Frequency (MHz)				834	836.5	839	
20	PI/2 BPSK	1	1	23.55	23.30	22.87	24.0
20	PI/2 BPSK	1	53	23.92	23.40	23.78	
20	PI/2 BPSK	1	104	22.82	22.00	22.22	
20	PI/2 BPSK	50	0	23.31	23.41	23.45	24.0
20	PI/2 BPSK	50	28	23.10	23.20	22.77	
20	PI/2 BPSK	50	56	22.51	22.11	22.00	
20	PI/2 BPSK	100	0	21.82	21.80	21.83	23.5
20	QPSK	1	1	23.44	23.43	23.37	24.0
20	QPSK	1	53	23.98	23.94	23.96	
20	QPSK	1	104	22.72	22.71	22.64	
20	QPSK	50	0	23.13	23.04	23.03	24.0
20	QPSK	50	28	23.66	23.63	23.57	
20	QPSK	50	56	22.95	22.85	22.87	
20	QPSK	100	0	22.90	22.89	22.87	23.0
20	16QAM	1	1	22.68	22.66	22.58	23.0
20	64QAM	1	1	21.43	21.35	21.38	21.5
20	256QAM	1	1	19.50	19.43	19.48	19.5
Channel				166300	167300	168300	Tune-up limit (dBm)
Frequency (MHz)				831.5	836.5	841.5	
15	PI/2 BPSK	1	1	23.66	23.40	23.20	24.0
Channel				165800	167300	168800	Tune-up limit (dBm)
Frequency (MHz)				829	836.5	844	
10	PI/2 BPSK	1	1	23.59	23.33	23.55	24.0
Channel				165300	167300	169300	Tune-up limit (dBm)
Frequency (MHz)				826.5	836.5	846.5	
5	PI/2 BPSK	1	1	23.78	23.37	23.48	24.0



<n12>

BW [MHz]	Modulation	RB Size	RB Offset	Power Low Ch. / Freq.	Power Middle Ch. / Freq.	Power High Ch. / Freq.	Tune-up limit (dBm)
Channel				141300	141500	141700	Tune-up limit (dBm)
Frequency (MHz)				706.5	707.5	708.5	
15	PI/2 BPSK	1	1	23.53	23.69	23.63	24.0
15	PI/2 BPSK	1	40	23.46	23.60	23.58	
15	PI/2 BPSK	1	77	23.34	23.42	23.43	
15	PI/2 BPSK	36	0	23.39	23.46	23.51	24.0
15	PI/2 BPSK	36	22	23.39	23.46	23.44	
15	PI/2 BPSK	36	43	23.35	23.45	23.44	
15	PI/2 BPSK	75	0	23.39	23.45	23.46	23.5
15	QPSK	1	1	23.56	23.61	23.61	24.0
15	QPSK	1	40	23.44	23.50	23.53	
15	QPSK	1	77	23.39	23.41	23.40	
15	QPSK	36	0	23.23	23.36	23.42	24.0
15	QPSK	36	22	23.34	23.38	23.37	
15	QPSK	36	43	23.23	23.40	23.37	
15	QPSK	75	0	23.00	23.00	23.00	23.0
15	16QAM	1	1	23.00	22.91	22.96	23.0
15	64QAM	1	1	21.50	21.42	21.43	21.5
15	256QAM	1	1	19.28	19.26	19.19	19.5
Channel				140800	141500	142200	Tune-up limit (dBm)
Frequency (MHz)				704	707.5	711	
10	PI/2 BPSK	1	1	23.50	23.66	23.60	24.0
Channel				140300	141500	142700	Tune-up limit (dBm)
Frequency (MHz)				701.5	707.5	713.5	
5	PI/2 BPSK	1	1	23.52	23.65	23.59	24.0



<n66>

Channel	BW [MHz]	Modulation	RB Size	RB Offset	Power Low Ch. / Freq.	Power Middle Ch. / Freq.	Power High Ch. / Freq.	Tune-up limit (dBm)
Channel					344000	349000	354000	Tune-up limit (dBm)
Frequency (MHz)					1720	1745	1770	
20	PI/2 BPSK	1	1	1	18.31	17.83	17.82	18.8
20	PI/2 BPSK	1	53	53	17.97	17.85	17.77	
20	PI/2 BPSK	1	104	104	17.89	17.79	17.72	
20	PI/2 BPSK	50	0	0	17.92	17.82	17.65	18.8
20	PI/2 BPSK	50	28	28	17.88	17.74	17.58	
20	PI/2 BPSK	50	56	56	17.90	17.76	17.58	
20	PI/2 BPSK	100	0	0	17.89	17.75	17.60	18.8
20	QPSK	1	1	1	18.00	17.87	17.82	18.8
20	QPSK	1	53	53	17.98	17.84	17.78	
20	QPSK	1	104	104	17.89	17.79	17.72	
20	QPSK	50	0	0	17.92	17.78	17.65	18.8
20	QPSK	50	28	28	17.91	17.75	17.61	
20	QPSK	50	56	56	17.85	17.77	17.55	
20	QPSK	100	0	0	17.91	17.78	17.60	18.8
20	16QAM	1	1	1	17.99	17.84	17.84	18.8
20	64QAM	1	1	1	17.84	17.66	17.71	18.8
20	256QAM	1	1	1	18.30	18.12	18.21	18.8
Channel					343500	349000	354500	Tune-up limit (dBm)
Frequency (MHz)					1717.5	1745	1772.5	
15	PI/2 BPSK	1	1	1	17.92	17.77	17.75	18.8
Channel					343000	349000	355000	Tune-up limit (dBm)
Frequency (MHz)					1715	1745	1775	
10	PI/2 BPSK	1	1	1	17.96	17.82	17.80	18.8
Channel					342500	349000	355500	Tune-up limit (dBm)
Frequency (MHz)					1712.5	1745	1777.5	
5	PI/2 BPSK	1	1	1	17.89	17.73	17.69	18.8





<n71>

BW [MHz]	Modulation	RB Size	RB Offset	Power Low Ch. / Freq.	Power Middle Ch. / Freq.	Power High Ch. / Freq.	Tune-up limit (dBm)
Channel				134600	136100	137600	Tune-up limit (dBm)
Frequency (MHz)				673	680.5	688	
20	PI/2 BPSK	1	1	23.30	23.10	22.89	24.0
20	PI/2 BPSK	1	53	23.21	23.30	23.46	
20	PI/2 BPSK	1	104	23.12	23.25	23.17	
20	PI/2 BPSK	50	0	22.92	22.83	23.05	24.0
20	PI/2 BPSK	50	28	23.04	23.17	23.34	
20	PI/2 BPSK	50	56	22.78	22.87	22.91	
20	PI/2 BPSK	100	0	20.39	20.22	22.93	23.5
20	QPSK	1	1	23.28	23.25	23.18	24.0
20	QPSK	1	53	23.13	23.04	23.08	
20	QPSK	1	104	23.15	23.15	23.13	
20	QPSK	50	0	22.32	22.32	22.25	24.0
20	QPSK	50	28	23.02	22.95	22.95	
20	QPSK	50	56	22.23	22.21	22.13	
20	QPSK	100	0	22.13	22.06	22.04	23.0
20	16QAM	1	1	22.50	22.44	22.45	23.0
20	64QAM	1	1	20.96	20.91	20.96	21.5
20	256QAM	1	1	18.49	18.49	18.42	19.5
Channel				134100	136100	138100	Tune-up limit (dBm)
Frequency (MHz)				670.5	680.5	690.5	
15	PI/2 BPSK	1	1	23.15	23.15	23.00	24.0
Channel				133600	136100	138600	Tune-up limit (dBm)
Frequency (MHz)				668	680.5	693	
10	PI/2 BPSK	1	1	23.17	23.33	23.41	24.0
Channel				133100	136100	139100	Tune-up limit (dBm)
Frequency (MHz)				665.5	680.5	695.5	
5	PI/2 BPSK	1	1	23.29	23.25	23.20	24.0



**Ant 8**

<n2>

BW [MHz]	Modulation	RB Size	RB Offset	Power Low Ch. / Freq.	Power Middle Ch. / Freq.	Power High Ch. / Freq.	Tune-up limit (dBm)
Channel				372000	376000	380000	Tune-up limit (dBm)
Frequency (MHz)				1860	1880	1900	
20	PI/2 BPSK	1	1	21.86	21.66	21.63	22.7
20	PI/2 BPSK	1	53	21.88	21.67	21.69	
20	PI/2 BPSK	1	104	21.84	21.63	21.62	
20	PI/2 BPSK	50	0	21.85	21.65	21.65	22.7
20	PI/2 BPSK	50	28	21.84	21.75	21.67	
20	PI/2 BPSK	50	56	21.88	21.73	21.68	
20	PI/2 BPSK	100	0	21.96	21.65	21.64	22.7
20	QPSK	1	1	21.85	21.66	21.61	22.7
20	QPSK	1	53	21.92	21.74	21.69	
20	QPSK	1	104	21.83	21.63	21.61	
20	QPSK	50	0	21.84	21.64	21.65	22.7
20	QPSK	50	28	21.88	21.70	21.63	
20	QPSK	50	56	21.85	21.73	21.64	
20	QPSK	100	0	21.81	21.72	21.69	22.7
20	16QAM	1	1	21.90	21.65	21.65	22.7
20	64QAM	1	1	21.76	21.55	21.60	22.7
20	256QAM	1	1	20.19	20.01	19.95	20.7
Channel				371500	376000	380500	Tune-up limit (dBm)
Frequency (MHz)				1857.5	1880	1902.5	
15	PI/2 BPSK	1	1	21.94	21.81	21.76	22.7
Channel				371000	376000	381000	Tune-up limit (dBm)
Frequency (MHz)				1855	1880	1905	
10	PI/2 BPSK	1	1	21.92	21.79	21.77	22.7
Channel				370500	376000	381500	Tune-up limit (dBm)
Frequency (MHz)				1852.5	1880	1907.5	
5	PI/2 BPSK	1	1	21.88	21.72	21.70	22.7



<n66>

Channel	Power Low Ch. / Freq.	Power Middle Ch. / Freq.	Power High Ch. / Freq.	Tune-up limit (dBm)
Channel	344000	349000	354000	Tune-up limit (dBm)
Frequency (MHz)	1720	1745	1770	
20	PI/2 BPSK	1	1	23.06
20	PI/2 BPSK	1	53	23.07
20	PI/2 BPSK	1	104	22.99
20	PI/2 BPSK	50	0	22.97
20	PI/2 BPSK	50	28	22.94
20	PI/2 BPSK	50	56	22.94
20	PI/2 BPSK	100	0	22.95
20	QPSK	1	1	23.05
20	QPSK	1	53	23.04
20	QPSK	1	104	23.00
20	QPSK	50	0	23.01
20	QPSK	50	28	22.98
20	QPSK	50	56	22.96
20	QPSK	100	0	22.96
20	16QAM	1	1	23.04
20	64QAM	1	1	21.80
20	256QAM	1	1	20.08
Channel	343500	349000	354500	Tune-up limit (dBm)
Frequency (MHz)	1717.5	1745	1772.5	
15	PI/2 BPSK	1	1	22.91
Channel	343000	349000	355000	Tune-up limit (dBm)
Frequency (MHz)	1715	1745	1775	
10	PI/2 BPSK	1	1	23.08
Channel	342500	349000	355500	Tune-up limit (dBm)
Frequency (MHz)	1712.5	1745	1777.5	
5	PI/2 BPSK	1	1	23.00



## 14. SAR Test Results

### General Note:

1. Per KDB 447498 D01v06, the reported SAR is the measured SAR value adjusted for maximum tune-up tolerance.
  - a. Tune-up scaling Factor = tune-up limit power (mW) / EUT RF power (mW), where tune-up limit is the maximum rated power among all production units.
  - b. For SAR testing of WLAN signal with non-100% duty cycle, the measured SAR is scaled-up by the duty cycle scaling factor which is equal to "1/(duty cycle)"
  - c. For WWAN: Reported SAR(W/kg)= Measured SAR(W/kg)\*Tune-up Scaling Factor
  - d. For TDD LTE SAR measurement, the duty cycle 1:1.59 (62.9 %) was used perform testing and considering the theoretical duty cycle of 63.3% for extended cyclic prefix in the uplink, and the theoretical duty cycle of 62.9% for normal cyclic prefix in uplink, a scaling factor of extended cyclic prefix  $63.3\%/62.9\% = 1.006$  is applied to scale-up the measured SAR result.  
The Reported TDD LTE SAR = measured SAR (W/kg)\* Tune-up Scaling Factor\* scaling factor for extended cyclic prefix.
2. Per KDB 447498 D01v06, for each exposure position, testing of other required channels within the operating mode of a frequency band is not required when the *reported* 1-g or 10-g SAR for the mid-band or highest output power channel is:
  - $\leq 0.8$  W/kg or 2.0 W/kg, for 1-g or 10-g respectively, when the transmission band is  $\leq 100$  MHz
  - $\leq 0.6$  W/kg or 1.5 W/kg, for 1-g or 10-g respectively, when the transmission band is between 100 MHz and 200 MHz
  - $\leq 0.4$  W/kg or 1.0 W/kg, for 1-g or 10-g respectively, when the transmission band is  $\geq 200$  MHz
3. Per KDB 865664 D01v01r04, for each frequency band, repeated SAR measurement is required only when the measured SAR is  $\geq 0.8$ W/kg.

### UMTS Note:

1. Per KDB 941225 D01v03r01, for SAR testing is measured using a 12.2 kbps RMC with TPC bits configured to all "1's".
2. Per KDB 941225 D01v03r01, RMC 12.2kbps setting is used to evaluate SAR. The maximum output power and tune-up tolerance specified for production units in HSDPA / HSUPA / DC-HSDPA is  $\leq 1/4$  dB higher than RMC 12.2Kbps or when the highest reported SAR of the RMC12.2Kbps is scaled by the ratio of specified maximum output power and tune-up tolerance of HSDPA / HSUPA / DC-HSDPA to RMC12.2Kbps and the adjusted SAR is  $\leq 1.2$  W/kg, SAR measurement is not required for HSDPA / HSUPA / DC-HSDPA, and according to the following RF output power, the output power results of the secondary modes (HSUPA, HSDPA, DC-HSDPA) are less than  $1/4$  dB higher than the primary modes; therefore, SAR measurement is not required for HSDPA / HSUPA / DC-HSDPA.

**LTE Note:**

1. Per KDB 941225 D05v02r05, start with the largest channel bandwidth and measure SAR for QPSK with 1 RB allocation, using the RB offset and required test channel combination with the highest maximum output power for RB offsets at the upper edge, middle and lower edge of each required test channel.
2. Per KDB 941225 D05v02r05, 50% RB allocation for QPSK SAR testing follows 1RB QPSK allocation procedure.
3. Per KDB 941225 D05v02r05, For QPSK with 100% RB allocation, SAR is not required when the highest maximum output power for 100 % RB allocation is less than the highest maximum output power in 50% and 1 RB allocations and the highest reported SAR for 1 RB and 50% RB allocation are  $\leq 0.8$  W/kg. Otherwise, SAR is measured for the highest output power channel; and if the reported SAR is  $> 1.45$  W/kg, the remaining required test channels must also be tested.
4. Per KDB 941225 D05v02r05, 16QAM output power for each RB allocation configuration is  $>$  not  $\frac{1}{2}$  dB higher than the same configuration in QPSK and the reported SAR for the QPSK configuration is  $\leq 1.45$  W/kg; Per KDB 941225 D05v02r05, 16QAM SAR testing is not required.
5. Per KDB 941225 D05v02r05, Smaller bandwidth output power for each RB allocation configuration is  $>$  not  $\frac{1}{2}$  dB higher than the same configuration in the largest supported bandwidth, and the reported SAR for the largest supported bandwidth is  $\leq 1.45$  W/kg; Per KDB 941225 D05v02r05, smaller bandwidth SAR testing is not required.
6. For LTE B12/B26/B71 the maximum bandwidth does not support three non-overlapping channels, per KDB 941225 D05v02r05, when a device supports overlapping channel assignment in a channel bandwidth configuration, the middle channel of the group of overlapping channels should be selected for testing.
7. LTE band 2/4/5/17/38 SAR test was covered by Band 25/66/26/12/41; according to TCB workshop, SAR test for overlapping LTE bands can be reduced if
  - a. The maximum output power, including tolerance, for the smaller band is  $\leq$  the larger band to qualify for the SAR test exclusion.
  - b. The channel bandwidth and other operating parameters for the smaller band are fully supported by the larger band.

**5G NR Note:**

1. For 5G NR test procedure was following step similar FCC KDB 941225 D05:
  - a. SAR testing start with the largest channel bandwidth and measure SAR for PI/2 BPSK with 1 RB allocation, using the RB offset and required test channel combination with the highest maximum output power for RB offsets at the upper edge, middle and lower edge of each required test channel.
  - b. 50% RB allocation for PI/2 BPSK SAR testing follows 1RB PI/2 BPSK allocation procedure
  - c. PI/2 BPSK with 100% RB allocation, SAR is not required when the highest maximum output power for 100 % RB allocation is less than the highest maximum output power in 50% and 1 RB allocations and the highest reported SAR for 1 RB and 50% RB allocation are  $\leq 0.8$  W/kg. Otherwise, SAR is measured for the highest output power channel; and if the reported SAR is  $> 1.45$  W/kg, the remaining required test channels must also be tested.
  - d. QPSK/16QAM/64QAM/256QAM output powers are not  $\frac{1}{2}$  dB higher than the same configuration in PI/2 BPSK, also reported SAR for the PI/2 BPSK configuration is less than 1.45 W/kg, QPSK/16QAM/64QAM/256QAM SAR testing are not required.
  - e. Smaller bandwidth output power for each RB allocation configuration for this device will not  $\frac{1}{2}$  dB higher than the same configuration in the largest supported bandwidth, and the reported SAR for the largest supported bandwidth is  $\leq 1.45$  W/kg, smaller bandwidth SAR testing is not required for this device
  - f. For 5G FR1 n2/n5/n12/n66/n71 the maximum bandwidth does not support three non-overlapping channels, when a device supports overlapping channel assignment in a channel bandwidth configuration, the middle channel of the group of overlapping channels should be selected for testing.



14.1 Body SAR

<WCDMA SAR>

Plot No.	Band	Mode	Test Position	Gap (mm)	Battery	Ch.	Freq. (MHz)	Average Power (dBm)	Tune-Up Limit (dBm)	Tune-up Scaling Factor	Power Drift (dB)	Measured 1g SAR (W/kg)	Reported 1g SAR (W/kg)
	WCDMA II_Ant0	RMC 12.2Kbps	Front	10mm	Battery1	9400	1880	23.89	24.00	1.026	0.01	0.671	0.688
	WCDMA II_Ant0	RMC 12.2Kbps	Back	10mm	Battery1	9400	1880	23.89	24.00	1.026	0.03	0.682	0.699
01	WCDMA II_Ant0	RMC 12.2Kbps	Back	10mm	Battery1	9262	1852.4	23.82	24.00	1.042	0.05	0.755	0.787
	WCDMA II_Ant0	RMC 12.2Kbps	Back	10mm	Battery1	9538	1907.6	23.79	24.00	1.050	0.02	0.686	0.720
	WCDMA II_Ant0	RMC 12.2Kbps	Right Side	10mm	Battery1	9400	1880	23.89	24.00	1.026	0	0.278	0.285
	WCDMA II_Ant0	RMC 12.2Kbps	Top Side	10mm	Battery1	9400	1880	23.89	24.00	1.026	0.05	0.098	0.101
	WCDMA II_Ant0	RMC 12.2Kbps	Bottom Side	10mm	Battery1	9400	1880	23.89	24.00	1.026	0.06	0.556	0.570
	WCDMA II_Ant0	RMC 12.2Kbps	Back	10mm	Battery2	9262	1852.4	23.82	24.00	1.042	0.01	0.683	0.712
	WCDMA IV_Ant0	RMC 12.2Kbps	Front	10mm	Battery1	1513	1752.6	17.39	18.40	1.262	0.16	0.274	0.346
	WCDMA IV_Ant0	RMC 12.2Kbps	Back	10mm	Battery1	1513	1752.6	17.39	18.40	1.262	0.07	0.318	0.401
	WCDMA IV_Ant0	RMC 12.2Kbps	Right Side	10mm	Battery1	1513	1752.6	17.39	18.40	1.262	0.06	0.371	0.468
	WCDMA IV_Ant0	RMC 12.2Kbps	Right Side	10mm	Battery1	1312	1712.4	17.29	18.40	1.291	0.16	0.693	0.895
	WCDMA IV_Ant0	RMC 12.2Kbps	Right Side	10mm	Battery1	1413	1732.6	17.23	18.40	1.309	0.13	0.507	0.664
	WCDMA IV_Ant0	RMC 12.2Kbps	Top Side	10mm	Battery1	1513	1752.6	17.39	18.40	1.262	0.04	0.021	0.026
	WCDMA IV_Ant0	RMC 12.2Kbps	Bottom Side	10mm	Battery1	1513	1752.6	17.39	18.40	1.262	0.01	0.203	0.256
02	WCDMA IV_Ant0	RMC 12.2Kbps	Right Side	10mm	Battery2	1312	1712.4	17.29	18.40	1.291	-0.04	0.771	0.996
	WCDMA V_Ant0	RMC 12.2Kbps	Front	10mm	Battery1	4233	846.6	23.82	24.00	1.042	-0.09	0.761	0.793
	WCDMA V_Ant0	RMC 12.2Kbps	Back	10mm	Battery1	4233	846.6	23.82	24.00	1.042	-0.06	0.829	0.864
	WCDMA V_Ant0	RMC 12.2Kbps	Back	10mm	Battery1	4132	826.4	23.47	24.00	1.130	-0.01	0.794	0.897
	WCDMA V_Ant0	RMC 12.2Kbps	Back	10mm	Battery1	4182	836.4	23.63	24.00	1.089	-0.08	0.700	0.762
	WCDMA V_Ant0	RMC 12.2Kbps	Right Side	10mm	Battery1	4233	846.6	23.82	24.00	1.042	-0.05	0.163	0.170
	WCDMA V_Ant0	RMC 12.2Kbps	Top Side	10mm	Battery1	4233	846.6	23.82	24.00	1.042	-0.02	0.593	0.618
	WCDMA V_Ant0	RMC 12.2Kbps	Bottom Side	10mm	Battery1	4233	846.6	23.82	24.00	1.042	-0.03	0.482	0.502
03	WCDMA V_Ant0	RMC 12.2Kbps	Back	10mm	Battery2	4132	826.4	23.47	24.00	1.130	-0.14	0.831	0.939



<FDD LTE SAR>

Plot No.	Band	BW (MHz)	Modulation	RB Size	RB offset	Test Position	Gap (mm)	Battery	Ch.	Freq. (MHz)	Average Power (dBm)	Tune-Up Limit (dBm)	Tune-up Scaling Factor	Power Drift (dB)	Measured 1g SAR (W/kg)	Reported 1g SAR (W/kg)
	LTE Band 2_Ant8	20M	QPSK	1	0	Front	10mm	Battery1	18700	1860	22.00	22.80	1.202	-0.02	0.279	0.335
	LTE Band 2_Ant8	20M	QPSK	50	24	Front	10mm	Battery1	18700	1860	22.20	22.80	1.148	-0.01	0.277	0.318
	LTE Band 2_Ant8	20M	QPSK	1	0	Back	10mm	Battery1	18700	1860	22.00	22.80	1.202	-0.11	0.308	0.370
	LTE Band 2_Ant8	20M	QPSK	50	24	Back	10mm	Battery1	18700	1860	22.20	22.80	1.148	0.02	0.488	0.560
04	LTE Band 2_Ant8	20M	QPSK	1	0	Top Side	10mm	Battery1	18700	1860	22.00	22.80	1.202	0.07	0.817	0.982
	LTE Band 2_Ant8	20M	QPSK	1	0	Top Side	10mm	Battery1	18900	1880	21.71	22.80	1.285	0.14	0.715	0.919
	LTE Band 2_Ant8	20M	QPSK	1	0	Top Side	10mm	Battery1	19100	1900	21.71	22.80	1.285	0.1	0.621	0.798
	LTE Band 2_Ant8	20M	QPSK	50	24	Top Side	10mm	Battery1	18700	1860	22.20	22.80	1.148	0.11	0.773	0.888
	LTE Band 2_Ant8	20M	QPSK	50	24	Top Side	10mm	Battery1	18900	1880	21.85	22.80	1.245	0.17	0.676	0.841
	LTE Band 2_Ant8	20M	QPSK	50	24	Top Side	10mm	Battery1	19100	1900	21.79	22.80	1.262	0.11	0.618	0.780
	LTE Band 2_Ant8	20M	QPSK	100	0	Top Side	10mm	Battery1	18700	1860	22.14	22.80	1.164	-0.05	0.778	0.906
	LTE Band 2_Ant8	20M	QPSK	1	0	Top Side	10mm	Battery2	18700	1860	22.00	22.80	1.202	0.12	0.742	0.892
	LTE Band 7_Ant0	20M	QPSK	1	99	Front	10mm	Battery1	20850	2510	17.68	18.50	1.208	-0.02	0.185	0.223
	LTE Band 7_Ant0	20M	QPSK	50	24	Front	10mm	Battery1	20850	2510	17.83	18.50	1.167	-0.01	0.191	0.223
	LTE Band 7_Ant0	20M	QPSK	1	99	Back	10mm	Battery1	20850	2510	17.68	18.50	1.208	-0.09	0.151	0.182
	LTE Band 7_Ant0	20M	QPSK	50	24	Back	10mm	Battery1	20850	2510	17.83	18.50	1.167	-0.11	0.161	0.188
05	LTE Band 7_Ant0	20M	QPSK	1	99	Right Side	10mm	Battery1	20850	2510	17.68	18.50	1.208	0.16	0.823	0.994
	LTE Band 7_Ant0	20M	QPSK	1	99	Right Side	10mm	Battery1	21100	2535	17.57	18.50	1.239	0.19	0.400	0.496
	LTE Band 7_Ant0	20M	QPSK	1	99	Right Side	10mm	Battery1	21350	2560	17.34	18.50	1.306	0.17	0.142	0.185
	LTE Band 7_Ant0	20M	QPSK	50	24	Right Side	10mm	Battery1	20850	2510	17.83	18.50	1.167	-0.17	0.821	0.958
	LTE Band 7_Ant0	20M	QPSK	50	24	Right Side	10mm	Battery1	21100	2535	17.70	18.50	1.202	0.12	0.543	0.653
	LTE Band 7_Ant0	20M	QPSK	50	24	Right Side	10mm	Battery1	21350	2560	17.53	18.50	1.250	0.11	0.216	0.270
	LTE Band 7_Ant0	20M	QPSK	100	0	Right Side	10mm	Battery1	20850	2510	17.77	18.50	1.183	0.14	0.813	0.962
	LTE Band 7_Ant0	20M	QPSK	1	99	Top Side	10mm	Battery1	20850	2510	17.68	18.50	1.208	0.11	0.049	0.059
	LTE Band 7_Ant0	20M	QPSK	50	24	Top Side	10mm	Battery1	20850	2510	17.83	18.50	1.167	0.18	0.052	0.061
	LTE Band 7_Ant0	20M	QPSK	1	99	Bottom Side	10mm	Battery1	20850	2510	17.68	18.50	1.208	-0.04	0.169	0.204
	LTE Band 7_Ant0	20M	QPSK	50	24	Bottom Side	10mm	Battery1	20850	2510	17.83	18.50	1.167	-0.04	0.168	0.196
	LTE Band 7_Ant0	20M	QPSK	1	99	Right Side	10mm	Battery2	20850	2510	17.68	18.50	1.208	0.12	0.812	0.981
	LTE Band 12_Ant0	10M	QPSK	1	0	Front	10mm	Battery1	23095	707.5	23.37	24.00	1.156	-0.09	0.852	0.985
	LTE Band 12_Ant0	10M	QPSK	25	25	Front	10mm	Battery1	23095	707.5	22.53	23.00	1.114	-0.11	0.726	0.809
	LTE Band 12_Ant0	10M	QPSK	50	0	Front	10mm	Battery1	23095	707.5	22.52	23.00	1.117	-0.08	0.734	0.820
06	LTE Band 12_Ant0	10M	QPSK	1	0	Back	10mm	Battery1	23095	707.5	23.37	24.00	1.156	-0.1	0.859	0.993
	LTE Band 12_Ant0	10M	QPSK	25	25	Back	10mm	Battery1	23095	707.5	22.53	23.00	1.114	-0.06	0.732	0.816
	LTE Band 12_Ant0	10M	QPSK	50	0	Back	10mm	Battery1	23095	707.5	22.52	23.00	1.117	-0.08	0.748	0.835
	LTE Band 12_Ant0	10M	QPSK	1	0	Right Side	10mm	Battery1	23095	707.5	23.37	24.00	1.156	-0.04	0.158	0.183
	LTE Band 12_Ant0	10M	QPSK	25	25	Right Side	10mm	Battery1	23095	707.5	22.53	23.00	1.114	-0.12	0.103	0.115
	LTE Band 12_Ant0	10M	QPSK	1	0	Top Side	10mm	Battery1	23095	707.5	23.37	24.00	1.156	-0.07	0.350	0.405
	LTE Band 12_Ant0	10M	QPSK	25	25	Top Side	10mm	Battery1	23095	707.5	22.53	23.00	1.114	-0.06	0.335	0.373
	LTE Band 12_Ant0	10M	QPSK	1	0	Bottom Side	10mm	Battery1	23095	707.5	23.37	24.00	1.156	-0.05	0.470	0.543
	LTE Band 12_Ant0	10M	QPSK	25	25	Bottom Side	10mm	Battery1	23095	707.5	22.53	23.00	1.114	-0.11	0.401	0.447
	LTE Band 12_Ant0	10M	QPSK	1	0	Back	10mm	Battery2	23095	707.5	23.37	24.00	1.156	-0.13	0.848	0.980



# FCC SAR TEST REPORT

Report No. : FA041657-01A

Plot No.	Band	BW (MHz)	Modulation	RB Size	RB offset	Test Position	Gap (mm)	Battery	Ch.	Freq. (MHz)	Average Power (dBm)	Tune-Up Limit (dBm)	Tune-up Scaling Factor	Power Drift (dB)	Measured 1g SAR (W/kg)	Reported 1g SAR (W/kg)
	LTE Band 13_Ant0	10M	QPSK	1	0	Front	10mm	Battery1	23230	782	23.68	24.00	1.076	-0.01	0.838	0.902
	LTE Band 13_Ant0	10M	QPSK	25	25	Front	10mm	Battery1	23230	782	22.83	23.00	1.040	-0.02	0.688	0.715
	LTE Band 13_Ant0	10M	QPSK	50	0	Front	10mm	Battery1	23230	782	22.81	23.00	1.045	-0.05	0.692	0.723
07	LTE Band 13_Ant0	10M	QPSK	1	0	Back	10mm	Battery1	23230	782	23.68	24.00	1.076	-0.04	0.854	0.919
	LTE Band 13_Ant0	10M	QPSK	25	25	Back	10mm	Battery1	23230	782	22.83	23.00	1.040	-0.06	0.709	0.737
	LTE Band 13_Ant0	10M	QPSK	50	0	Back	10mm	Battery1	23230	782	22.81	23.00	1.045	-0.02	0.710	0.742
	LTE Band 13_Ant0	10M	QPSK	1	0	Right Side	10mm	Battery1	23230	782	23.68	24.00	1.076	-0.08	0.122	0.131
	LTE Band 13_Ant0	10M	QPSK	25	25	Right Side	10mm	Battery1	23230	782	22.83	23.00	1.040	-0.07	0.103	0.107
	LTE Band 13_Ant0	10M	QPSK	1	0	Top Side	10mm	Battery1	23230	782	23.68	24.00	1.076	-0.03	0.538	0.579
	LTE Band 13_Ant0	10M	QPSK	25	25	Top Side	10mm	Battery1	23230	782	22.83	23.00	1.040	-0.02	0.470	0.489
	LTE Band 13_Ant0	10M	QPSK	1	0	Bottom Side	10mm	Battery1	23230	782	23.68	24.00	1.076	-0.01	0.549	0.591
	LTE Band 13_Ant0	10M	QPSK	25	25	Bottom Side	10mm	Battery1	23230	782	22.83	23.00	1.040	-0.05	0.452	0.470
	LTE Band 13_Ant0	10M	QPSK	1	0	Back	10mm	Battery2	23230	782	23.68	24.00	1.076	-0.09	0.810	0.872
	LTE Band 14_Ant0	10M	QPSK	1	0	Front	10mm	Battery1	23330	793	23.80	24.00	1.047	-0.02	0.874	0.915
	LTE Band 14_Ant0	10M	QPSK	25	25	Front	10mm	Battery1	23330	793	22.92	23.00	1.019	0.03	0.675	0.688
	LTE Band 14_Ant0	10M	QPSK	50	0	Front	10mm	Battery1	23330	793	22.84	23.00	1.038	0.02	0.682	0.708
08	LTE Band 14_Ant0	10M	QPSK	1	0	Back	10mm	Battery1	23330	793	23.80	24.00	1.047	-0.01	0.901	0.943
	LTE Band 14_Ant0	10M	QPSK	25	25	Back	10mm	Battery1	23330	793	22.92	23.00	1.019	0	0.705	0.718
	LTE Band 14_Ant0	10M	QPSK	50	0	Back	10mm	Battery1	23330	793	22.84	23.00	1.038	-0.02	0.714	0.741
	LTE Band 14_Ant0	10M	QPSK	1	0	Right Side	10mm	Battery1	23330	793	23.80	24.00	1.047	-0.04	0.132	0.138
	LTE Band 14_Ant0	10M	QPSK	25	25	Right Side	10mm	Battery1	23330	793	22.92	23.00	1.019	0.01	0.094	0.096
	LTE Band 14_Ant0	10M	QPSK	1	0	Top Side	10mm	Battery1	23330	793	23.80	24.00	1.047	0.05	0.577	0.604
	LTE Band 14_Ant0	10M	QPSK	25	25	Top Side	10mm	Battery1	23330	793	22.92	23.00	1.019	-0.03	0.458	0.467
	LTE Band 14_Ant0	10M	QPSK	1	0	Bottom Side	10mm	Battery1	23330	793	23.80	24.00	1.047	0.04	0.571	0.598
	LTE Band 14_Ant0	10M	QPSK	25	25	Bottom Side	10mm	Battery1	23330	793	22.92	23.00	1.019	-0.02	0.445	0.453
	LTE Band 14_Ant0	10M	QPSK	1	0	Back	10mm	Battery2	23330	793	23.80	24.00	1.047	-0.05	0.850	0.890
09	LTE Band 25_Ant0	20M	QPSK	1	0	Front	10mm	Battery1	26140	1860	23.40	24.00	1.148	-0.01	0.794	0.912
	LTE Band 25_Ant0	20M	QPSK	1	0	Front	10mm	Battery1	26340	1880	23.35	24.00	1.161	0.17	0.678	0.787
	LTE Band 25_Ant0	20M	QPSK	1	0	Front	10mm	Battery1	26590	1905	23.37	24.00	1.156	0.12	0.565	0.653
	LTE Band 25_Ant0	20M	QPSK	50	0	Front	10mm	Battery1	26140	1860	22.56	23.00	1.107	0.06	0.807	0.893
	LTE Band 25_Ant0	20M	QPSK	50	0	Front	10mm	Battery1	26340	1880	22.48	23.00	1.127	0.08	0.647	0.729
	LTE Band 25_Ant0	20M	QPSK	50	50	Front	10mm	Battery1	26590	1905	22.47	23.00	1.130	0.16	0.602	0.680
	LTE Band 25_Ant0	20M	QPSK	100	0	Front	10mm	Battery1	26140	1860	22.53	23.00	1.114	0.05	0.731	0.815
	LTE Band 25_Ant0	20M	QPSK	1	0	Back	10mm	Battery1	26140	1860	23.40	24.00	1.148	0.08	0.710	0.815
	LTE Band 25_Ant0	20M	QPSK	50	0	Back	10mm	Battery1	26140	1860	22.56	23.00	1.107	0.02	0.707	0.782
	LTE Band 25_Ant0	20M	QPSK	1	0	Right Side	10mm	Battery1	26140	1860	23.40	24.00	1.148	0.04	0.250	0.287
	LTE Band 25_Ant0	20M	QPSK	50	0	Right Side	10mm	Battery1	26140	1860	22.56	23.00	1.107	0.01	0.240	0.266
	LTE Band 25_Ant0	20M	QPSK	1	0	Top Side	10mm	Battery1	26140	1860	23.40	24.00	1.148	0.16	0.081	0.093
	LTE Band 25_Ant0	20M	QPSK	50	0	Top Side	10mm	Battery1	26140	1860	22.56	23.00	1.107	0.02	0.084	0.093
	LTE Band 25_Ant0	20M	QPSK	1	0	Bottom Side	10mm	Battery1	26140	1860	23.40	24.00	1.148	0.12	0.518	0.595
	LTE Band 25_Ant0	20M	QPSK	50	0	Bottom Side	10mm	Battery1	26140	1860	22.56	23.00	1.107	0.07	0.531	0.588
	LTE Band 25_Ant0	20M	QPSK	1	0	Front	10mm	Battery2	26140	1860	23.40	24.00	1.148	0.07	0.684	0.785
	LTE Band 26_Ant0	15M	QPSK	1	0	Front	10mm	Battery1	26865	831.5	23.62	24.00	1.091	-0.05	0.817	0.892
	LTE Band 26_Ant0	15M	QPSK	36	39	Front	10mm	Battery1	26865	831.5	22.86	23.00	1.033	-0.03	0.608	0.628
	LTE Band 26_Ant0	15M	QPSK	75	0	Front	10mm	Battery1	26865	831.5	22.82	23.00	1.042	-0.02	0.648	0.675
10	LTE Band 26_Ant0	15M	QPSK	1	0	Back	10mm	Battery1	26865	831.5	23.62	24.00	1.091	-0.16	0.841	0.918
	LTE Band 26_Ant0	15M	QPSK	36	39	Back	10mm	Battery1	26865	831.5	22.86	23.00	1.033	-0.04	0.630	0.651
	LTE Band 26_Ant0	15M	QPSK	75	0	Back	10mm	Battery1	26865	831.5	22.82	23.00	1.042	-0.06	0.663	0.691
	LTE Band 26_Ant0	15M	QPSK	1	0	Right Side	10mm	Battery1	26865	831.5	23.62	24.00	1.091	-0.08	0.144	0.157
	LTE Band 26_Ant0	15M	QPSK	36	39	Right Side	10mm	Battery1	26865	831.5	22.86	23.00	1.033	-0.05	0.122	0.126
	LTE Band 26_Ant0	15M	QPSK	1	0	Top Side	10mm	Battery1	26865	831.5	23.62	24.00	1.091	-0.04	0.599	0.654
	LTE Band 26_Ant0	15M	QPSK	36	39	Top Side	10mm	Battery1	26865	831.5	22.86	23.00	1.033	-0.01	0.423	0.437
	LTE Band 26_Ant0	15M	QPSK	1	0	Bottom Side	10mm	Battery1	26865	831.5	23.62	24.00	1.091	-0.06	0.548	0.598
	LTE Band 26_Ant0	15M	QPSK	36	39	Bottom Side	10mm	Battery1	26865	831.5	22.86	23.00	1.033	-0.09	0.391	0.404
	LTE Band 26_Ant0	15M	QPSK	1	0	Back	10mm	Battery2	26865	831.5	23.62	24.00	1.091	-0.06	0.819	0.894





Plot No.	Band	BW (MHz)	Modulation	RB Size	RB offset	Test Position	Gap (mm)	Battery	Ch.	Freq. (MHz)	Average Power (dBm)	Tune-Up Limit (dBm)	Tune-up Scaling Factor	Power Drift (dB)	Measured 1g SAR (W/kg)	Reported 1g SAR (W/kg)
	LTE Band 30_Ant0	10M	QPSK	1	0	Front	10mm	Battery1	27710	2310	20.77	21.00	1.054	0.07	0.406	0.428
	LTE Band 30_Ant0	10M	QPSK	25	12	Front	10mm	Battery1	27710	2310	19.75	20.00	1.059	0.07	0.331	0.351
	LTE Band 30_Ant0	10M	QPSK	1	0	Back	10mm	Battery1	27710	2310	20.77	21.00	1.054	0.17	0.467	0.492
	LTE Band 30_Ant0	10M	QPSK	25	12	Back	10mm	Battery1	27710	2310	19.75	20.00	1.059	0.05	0.384	0.407
11	LTE Band 30_Ant0	10M	QPSK	1	0	Right Side	10mm	Battery1	27710	2310	20.77	21.00	1.054	-0.1	0.487	0.513
	LTE Band 30_Ant0	10M	QPSK	25	12	Right Side	10mm	Battery1	27710	2310	19.75	20.00	1.059	0.14	0.404	0.428
	LTE Band 30_Ant0	10M	QPSK	1	0	Top Side	10mm	Battery1	27710	2310	20.77	21.00	1.054	0.17	0.063	0.066
	LTE Band 30_Ant0	10M	QPSK	25	12	Top Side	10mm	Battery1	27710	2310	19.75	20.00	1.059	0.01	0.053	0.056
	LTE Band 30_Ant0	10M	QPSK	1	0	Bottom Side	10mm	Battery1	27710	2310	20.77	21.00	1.054	0.1	0.189	0.199
	LTE Band 30_Ant0	10M	QPSK	25	12	Bottom Side	10mm	Battery1	27710	2310	19.75	20.00	1.059	0.11	0.151	0.160
	LTE Band 30_Ant0	10M	QPSK	1	0	Right Side	10mm	Battery2	27710	2310	20.77	21.00	1.054	0.01	0.436	0.460
	LTE Band 66_Ant0	20M	QPSK	1	0	Front	10mm	Battery1	132572	1770	21.16	22.00	1.213	0.06	0.663	0.804
12	LTE Band 66_Ant0	20M	QPSK	1	0	Front	10mm	Battery1	132072	1720	21.14	22.00	1.219	-0.12	0.818	0.997
	LTE Band 66_Ant0	20M	QPSK	1	0	Front	10mm	Battery1	132322	1745	20.91	22.00	1.285	0	0.590	0.759
	LTE Band 66_Ant0	20M	QPSK	50	0	Front	10mm	Battery1	132572	1770	21.06	22.00	1.242	0.18	0.637	0.791
	LTE Band 66_Ant0	20M	QPSK	100	0	Front	10mm	Battery1	132572	1770	21.04	22.00	1.247	0.18	0.621	0.775
	LTE Band 66_Ant0	20M	QPSK	1	0	Back	10mm	Battery1	132572	1770	21.16	22.00	1.213	0.15	0.634	0.769
	LTE Band 66_Ant0	20M	QPSK	50	0	Back	10mm	Battery1	132572	1770	21.06	22.00	1.242	0.17	0.417	0.517
	LTE Band 66_Ant0	20M	QPSK	1	0	Right Side	10mm	Battery1	132572	1770	21.16	22.00	1.213	0.08	0.594	0.721
	LTE Band 66_Ant0	20M	QPSK	50	0	Right Side	10mm	Battery1	132572	1770	21.06	22.00	1.242	0.16	0.557	0.691
	LTE Band 66_Ant0	20M	QPSK	1	0	Top Side	10mm	Battery1	132572	1770	21.16	22.00	1.213	0.11	0.074	0.090
	LTE Band 66_Ant0	20M	QPSK	50	0	Top Side	10mm	Battery1	132572	1770	21.06	22.00	1.242	0.02	0.072	0.089
	LTE Band 66_Ant0	20M	QPSK	1	0	Bottom Side	10mm	Battery1	132572	1770	21.16	22.00	1.213	0.17	0.381	0.462
	LTE Band 66_Ant0	20M	QPSK	50	0	Bottom Side	10mm	Battery1	132572	1770	21.06	22.00	1.242	0.13	0.387	0.480
	LTE Band 66_Ant0	20M	QPSK	1	0	Front	10mm	Battery2	132072	1720	21.14	22.00	1.219	0.17	0.754	0.919
	LTE Band 66_Ant8	20M	QPSK	1	0	Front	10mm	Battery1	132572	1770	23.69	24.00	1.074	0.06	0.317	0.340
	LTE Band 66_Ant8	20M	QPSK	50	50	Front	10mm	Battery1	132322	1745	22.97	23.00	1.007	0.07	0.293	0.295
	LTE Band 66_Ant8	20M	QPSK	1	0	Back	10mm	Battery1	132572	1770	23.69	24.00	1.074	0.17	0.503	0.540
	LTE Band 66_Ant8	20M	QPSK	50	50	Back	10mm	Battery1	132322	1745	22.97	23.00	1.007	0.14	0.495	0.498
	LTE Band 66_Ant8	20M	QPSK	1	0	Top Side	10mm	Battery1	132572	1770	23.69	24.00	1.074	0.1	0.927	0.996
	LTE Band 66_Ant8	20M	QPSK	1	0	Top Side	10mm	Battery1	132072	1720	22.95	24.00	1.274	0.06	0.733	0.933
	LTE Band 66_Ant8	20M	QPSK	1	0	Top Side	10mm	Battery1	132322	1745	23.24	24.00	1.191	0.1	0.769	0.916
	LTE Band 66_Ant8	20M	QPSK	50	50	Top Side	10mm	Battery1	132322	1745	22.97	23.00	1.007	0.03	0.773	0.778
	LTE Band 66_Ant8	20M	QPSK	100	0	Top Side	10mm	Battery1	132322	1745	23.00	23.00	1.000	0.01	0.749	0.749
	LTE Band 66_Ant8	20M	BPSK	1	0	Top Side	10mm	Battery2	132572	1770	23.69	24.00	1.074	0.09	0.905	0.972
	LTE Band 71_Ant0	20M	QPSK	1	0	Front	10mm	Battery1	133322	683	23.94	24.00	1.014	-0.08	0.473	0.480
	LTE Band 71_Ant0	20M	QPSK	50	0	Front	10mm	Battery1	133322	683	22.62	23.00	1.091	-0.06	0.321	0.350
13	LTE Band 71_Ant0	20M	QPSK	1	0	Back	10mm	Battery1	133322	683	23.94	24.00	1.014	-0.05	0.484	0.491
	LTE Band 71_Ant0	20M	QPSK	50	0	Back	10mm	Battery1	133322	683	22.62	23.00	1.091	-0.11	0.315	0.344
	LTE Band 71_Ant0	20M	QPSK	1	0	Right Side	10mm	Battery1	133322	683	23.94	24.00	1.014	-0.09	0.089	0.090
	LTE Band 71_Ant0	20M	QPSK	50	0	Right Side	10mm	Battery1	133322	683	22.62	23.00	1.091	-0.05	0.066	0.072
	LTE Band 71_Ant0	20M	QPSK	1	0	Top Side	10mm	Battery1	133322	683	23.94	24.00	1.014	-0.07	0.151	0.153
	LTE Band 71_Ant0	20M	QPSK	50	0	Top Side	10mm	Battery1	133322	683	22.62	23.00	1.091	-0.06	0.099	0.108
	LTE Band 71_Ant0	20M	QPSK	1	0	Bottom Side	10mm	Battery1	133322	683	23.94	24.00	1.014	-0.03	0.200	0.203
	LTE Band 71_Ant0	20M	QPSK	50	0	Bottom Side	10mm	Battery1	133322	683	22.62	23.00	1.091	-0.01	0.120	0.131
	LTE Band 71_Ant0	20M	QPSK	1	0	Back	10mm	Battery2	133322	683	23.94	24.00	1.014	-0.15	0.333	0.338



<TDD LTE SAR>

Plot No.	Band	BW (MHz)	Modulation	RB Size	RB offset	Test Position	Gap (mm)	Battery	Ch.	Freq. (MHz)	Average Power (dBm)	Tune-Up Limit (dBm)	Tune-up Scaling Factor	Duty Cycle %	Duty Cycle Scaling Factor	Power Drift (dB)	Measured 1g SAR (W/kg)	Reported 1g SAR (W/kg)
	LTE Band 41_Ant0	20M	QPSK	1	0	Front	10mm	Battery1	39750	2506	21.13	21.70	1.140	62.9	1.006	0.14	0.304	0.349
	LTE Band 41_Ant0	20M	QPSK	50	24	Front	10mm	Battery1	39750	2506	21.26	21.70	1.107	62.9	1.006	0.06	0.234	0.261
	LTE Band 41_Ant0	20M	QPSK	1	0	Back	10mm	Battery1	39750	2506	21.13	21.70	1.140	62.9	1.006	0.15	0.229	0.263
	LTE Band 41_Ant0	20M	QPSK	50	24	Back	10mm	Battery1	39750	2506	21.26	21.70	1.107	62.9	1.006	0.17	0.169	0.188
	LTE Band 41_Ant0	20M	QPSK	1	0	Right Side	10mm	Battery1	39750	2506	21.13	21.70	1.140	62.9	1.006	-0.1	0.826	0.947
	LTE Band 41_Ant0	20M	QPSK	1	0	Right Side	10mm	Battery1	40185	2549.5	20.74	21.70	1.247	62.9	1.006	0.17	0.499	0.626
	LTE Band 41_Ant0	20M	QPSK	1	0	Right Side	10mm	Battery1	40620	2593	20.71	21.70	1.256	62.9	1.006	0.07	0.150	0.190
	LTE Band 41_Ant0	20M	QPSK	1	0	Right Side	10mm	Battery1	41055	2636.5	20.34	21.70	1.368	62.9	1.006	0.09	0.151	0.208
	LTE Band 41_Ant0	20M	QPSK	1	0	Right Side	10mm	Battery1	41490	2680	20.75	21.70	1.245	62.9	1.006	0.02	0.396	0.496
	LTE Band 41_Ant0	20M	QPSK	50	24	Right Side	10mm	Battery1	39750	2506	21.26	21.70	1.107	62.9	1.006	0.08	0.754	0.839
	LTE Band 41_Ant0	20M	QPSK	50	24	Right Side	10mm	Battery1	40185	2549.5	20.78	21.70	1.236	62.9	1.006	0.08	0.448	0.557
	LTE Band 41_Ant0	20M	QPSK	50	24	Right Side	10mm	Battery1	40620	2593	20.74	21.70	1.247	62.9	1.006	-0.12	0.124	0.156
	LTE Band 41_Ant0	20M	QPSK	50	24	Right Side	10mm	Battery1	41055	2636.5	20.32	21.70	1.374	62.9	1.006	-0.01	0.137	0.189
	LTE Band 41_Ant0	20M	QPSK	50	24	Right Side	10mm	Battery1	41490	2680	20.90	21.70	1.202	62.9	1.006	-0.07	0.344	0.416
	LTE Band 41_Ant0	20M	QPSK	100	0	Right Side	10mm	Battery1	39750	2506	21.16	21.70	1.132	62.9	1.006	0.18	0.655	0.746
	LTE Band 41_Ant0	20M	QPSK	1	0	Top Side	10mm	Battery1	39750	2506	21.13	21.70	1.140	62.9	1.006	0.04	0.107	0.123
	LTE Band 41_Ant0	20M	QPSK	50	24	Top Side	10mm	Battery1	39750	2506	21.26	21.70	1.107	62.9	1.006	0.15	0.095	0.106
	LTE Band 41_Ant0	20M	QPSK	1	0	Bottom Side	10mm	Battery1	39750	2506	21.13	21.70	1.140	62.9	1.006	0.08	0.117	0.134
	LTE Band 41_Ant0	20M	QPSK	50	24	Bottom Side	10mm	Battery1	39750	2506	21.26	21.70	1.107	62.9	1.006	0.12	0.084	0.094
	LTE Band 41_Ant0	20M	QPSK	1	0	Right Side	10mm	Battery2	39750	2506	21.13	21.70	1.140	62.9	1.006	0.08	0.819	0.939
14	LTE Band 41_HPUE_Ant0	20M	QPSK	1	0	Right Side	10mm	Battery1	39750	2506	22.50	23.30	1.202	42.9	1.009	-0.12	0.821	0.996

Plot No.	Band	BW (MHz)	Modulation	RB Size	RB offset	Test Position	Gap (mm)	Battery	Ch.	Freq. (MHz)	Average Power (dBm)	Tune-Up Limit (dBm)	Tune-up Scaling Factor	Duty Cycle %	Duty Cycle Scaling Factor	Power Drift (dB)	Measured 1g SAR (W/kg)	Reported 1g SAR (W/kg)
15	LTE Band 48_Ant4	20M	QPSK	1	0	Front	10mm	Battery1	56640	3690	18.77	19.50	1.183	62.9	1.006	-0.03	0.339	0.403
	LTE Band 48_Ant4	20M	QPSK	50	24	Front	10mm	Battery1	56640	3690	17.91	18.50	1.146	62.9	1.006	0.01	0.294	0.339
	LTE Band 48_Ant4	20M	QPSK	1	0	Back	10mm	Battery1	56640	3690	18.77	19.50	1.183	62.9	1.006	0.04	0.172	0.205
	LTE Band 48_Ant4	20M	QPSK	50	24	Back	10mm	Battery1	56640	3690	17.91	18.50	1.146	62.9	1.006	0.06	0.136	0.157
	LTE Band 48_Ant4	20M	QPSK	1	0	Right Side	10mm	Battery1	56640	3690	18.77	19.50	1.183	62.9	1.006	0.03	0.196	0.233
	LTE Band 48_Ant4	20M	QPSK	50	24	Right Side	10mm	Battery1	56640	3690	17.91	18.50	1.146	62.9	1.006	0.05	0.163	0.188
	LTE Band 48_Ant4	20M	QPSK	1	0	Top Side	10mm	Battery1	56640	3690	18.77	19.50	1.183	62.9	1.006	0.02	0.060	0.071
	LTE Band 48_Ant4	20M	QPSK	50	24	Top Side	10mm	Battery1	56640	3690	17.91	18.50	1.146	62.9	1.006	0.04	0.050	0.058
	LTE Band 48_Ant4	20M	QPSK	1	0	Bottom Side	10mm	Battery1	56640	3690	18.77	19.50	1.183	62.9	1.006	0.01	0.072	0.086
	LTE Band 48_Ant4	20M	QPSK	50	24	Bottom Side	10mm	Battery1	56640	3690	17.91	18.50	1.146	62.9	1.006	0.02	0.060	0.069
	LTE Band 48_Ant4	20M	QPSK	1	0	Front	10mm	Battery2	56640	3690	18.77	19.50	1.183	62.9	1.006	0.03	0.312	0.371



<5G NR SAR>

Plot No.	Band	BW (MHz)	Modulation	RB Size	RB offset	Test Position	Gap (mm)	Battery	Ch.	Freq. (MHz)	Average Power (dBm)	Tune-Up Limit (dBm)	Tune-up Scaling Factor	Power Drift (dB)	Measured 1g SAR (W/kg)	Reported 1g SAR (W/kg)
	FR1 n2_Ant8	20M	BPSK	1	53	Front	10mm	Battery1	372000	1860	21.88	22.70	1.208	0.12	0.319	0.385
	FR1 n2_Ant8	20M	BPSK	50	56	Front	10mm	Battery1	372000	1860	21.88	22.70	1.208	0.15	0.294	0.355
	FR1 n2_Ant8	20M	BPSK	1	53	Back	10mm	Battery1	372000	1860	21.88	22.70	1.208	0	0.479	0.578
	FR1 n2_Ant8	20M	BPSK	50	56	Back	10mm	Battery1	372000	1860	21.88	22.70	1.208	0.13	0.456	0.550
16	FR1 n2_Ant8	20M	BPSK	1	53	Top Side	10mm	Battery1	372000	1860	21.88	22.70	1.208	0.06	0.824	0.995
	FR1 n2_Ant8	20M	BPSK	1	53	Top Side	10mm	Battery1	376000	1880	21.67	22.70	1.268	0.15	0.753	0.954
	FR1 n2_Ant8	20M	BPSK	1	53	Top Side	10mm	Battery1	380000	1900	21.69	22.70	1.262	0.16	0.655	0.826
	FR1 n2_Ant8	20M	BPSK	50	56	Top Side	10mm	Battery1	372000	1860	21.88	22.70	1.208	0.11	0.798	0.963
	FR1 n2_Ant8	20M	BPSK	50	28	Top Side	10mm	Battery1	376000	1880	21.75	22.70	1.245	0.05	0.713	0.888
	FR1 n2_Ant8	20M	BPSK	50	56	Top Side	10mm	Battery1	380000	1900	21.68	22.70	1.265	0.01	0.640	0.810
	FR1 n2_Ant8	20M	BPSK	100	0	Top Side	10mm	Battery1	372000	1860	21.96	22.70	1.186	0.12	0.821	0.974
	FR1 n2_Ant8	20M	BPSK	1	53	Top Side	10mm	Battery2	372000	1860	21.88	22.70	1.208	0.16	0.784	0.947
	FR1 n5_Ant0	20M	BPSK	1	53	Front	10mm	Battery1	167300	836.5	23.40	24.00	1.148	-0.01	0.692	0.795
	FR1 n5_Ant0	20M	BPSK	50	0	Front	10mm	Battery1	167300	836.5	23.41	24.00	1.146	0.05	0.546	0.625
17	FR1 n5_Ant0	20M	BPSK	1	53	Back	10mm	Battery1	167300	836.5	23.40	24.00	1.148	-0.17	0.695	0.798
	FR1 n5_Ant0	20M	BPSK	50	0	Back	10mm	Battery1	167300	836.5	23.41	24.00	1.146	-0.18	0.538	0.616
	FR1 n5_Ant0	20M	BPSK	1	53	Right Side	10mm	Battery1	167300	836.5	23.40	24.00	1.148	0.09	0.136	0.156
	FR1 n5_Ant0	20M	BPSK	50	0	Right Side	10mm	Battery1	167300	836.5	23.41	24.00	1.146	-0.06	0.099	0.113
	FR1 n5_Ant0	20M	BPSK	1	53	Top Side	10mm	Battery1	167300	836.5	23.40	24.00	1.148	0.01	0.470	0.540
	FR1 n5_Ant0	20M	BPSK	50	0	Top Side	10mm	Battery1	167300	836.5	23.41	24.00	1.146	0.08	0.380	0.435
	FR1 n5_Ant0	20M	BPSK	1	53	Bottom Side	10mm	Battery1	167300	836.5	23.40	24.00	1.148	0.09	0.445	0.511
	FR1 n5_Ant0	20M	BPSK	50	0	Bottom Side	10mm	Battery1	167300	836.5	23.41	24.00	1.146	0.06	0.355	0.407
	FR1 n5_Ant0	20M	BPSK	1	53	Back	10mm	Battery2	167300	836.5	23.40	24.00	1.148	-0.08	0.667	0.766
	FR1 n12_Ant0	15M	BPSK	1	1	Front	10mm	Battery1	141500	707.5	23.69	24.00	1.074	0.12	0.808	0.868
	FR1 n12_Ant0	15M	BPSK	36	0	Front	10mm	Battery1	141500	707.5	23.46	24.00	1.132	-0.09	0.772	0.874
	FR1 n12_Ant0	15M	BPSK	75	0	Front	10mm	Battery1	141500	707.5	23.45	23.50	1.012	0.1	0.792	0.801
18	FR1 n12_Ant0	15M	BPSK	1	1	Back	10mm	Battery1	141500	707.5	23.69	24.00	1.074	-0.17	0.824	0.885
	FR1 n12_Ant0	15M	BPSK	36	0	Back	10mm	Battery1	141500	707.5	23.46	24.00	1.132	0.16	0.776	0.879
	FR1 n12_Ant0	15M	BPSK	75	0	Back	10mm	Battery1	141500	707.5	23.45	23.50	1.012	-0.09	0.809	0.818
	FR1 n12_Ant0	15M	BPSK	1	1	Right Side	10mm	Battery1	141500	707.5	23.69	24.00	1.074	-0.18	0.127	0.136
	FR1 n12_Ant0	15M	BPSK	36	0	Right Side	10mm	Battery1	141500	707.5	23.46	24.00	1.132	0.05	0.116	0.131
	FR1 n12_Ant0	15M	BPSK	1	1	Top Side	10mm	Battery1	141500	707.5	23.69	24.00	1.074	0.09	0.298	0.320
	FR1 n12_Ant0	15M	BPSK	36	0	Top Side	10mm	Battery1	141500	707.5	23.46	24.00	1.132	0.18	0.318	0.360
	FR1 n12_Ant0	15M	BPSK	1	1	Bottom Side	10mm	Battery1	141500	707.5	23.69	24.00	1.074	-0.03	0.389	0.418
	FR1 n12_Ant0	15M	BPSK	36	0	Bottom Side	10mm	Battery1	141500	707.5	23.46	24.00	1.132	-0.08	0.407	0.461
	FR1 n12_Ant0	15M	BPSK	1	1	Back	10mm	Battery2	141500	707.5	23.69	24.00	1.074	0.16	0.800	0.859



**FCC SAR TEST REPORT**

Report No. : FA041657-01A

Plot No.	Band	BW (MHz)	Modulation	RB Size	RB offset	Test Position	Gap (mm)	Battery	Ch.	Freq. (MHz)	Average Power (dBm)	Tune-Up Limit (dBm)	Tune-up Scaling Factor	Power Drift (dB)	Measured 1g SAR (W/kg)	Reported 1g SAR (W/kg)
	FR1 n66_Ant0	20M	BPSK	1	1	Front	10mm	Battery1	344000	1720	18.31	18.80	1.119	0.06	0.459	0.514
	FR1 n66_Ant0	20M	BPSK	50	0	Front	10mm	Battery1	344000	1720	17.92	18.80	1.225	0.14	0.417	0.511
	FR1 n66_Ant0	20M	BPSK	1	1	Back	10mm	Battery1	344000	1720	18.31	18.80	1.119	0.15	0.291	0.325
	FR1 n66_Ant0	20M	BPSK	50	0	Back	10mm	Battery1	344000	1720	17.92	18.80	1.225	0.13	0.292	0.357
	FR1 n66_Ant0	20M	BPSK	1	1	Right Side	10mm	Battery1	344000	1720	18.31	18.80	1.119	0.04	0.822	0.920
	FR1 n66_Ant0	20M	BPSK	1	53	Right Side	10mm	Battery1	349000	1745	17.85	18.80	1.245	0.01	0.435	0.541
	FR1 n66_Ant0	20M	BPSK	1	1	Right Side	10mm	Battery1	354000	1770	17.82	18.80	1.253	0.03	0.316	0.396
	FR1 n66_Ant0	20M	BPSK	50	0	Right Side	10mm	Battery1	344000	1720	17.92	18.80	1.225	0.05	0.710	0.870
	FR1 n66_Ant0	20M	BPSK	50	0	Right Side	10mm	Battery1	349000	1745	17.82	18.80	1.253	0.06	0.392	0.491
	FR1 n66_Ant0	20M	BPSK	50	0	Right Side	10mm	Battery1	354000	1770	17.65	18.80	1.303	0.13	0.284	0.370
	FR1 n66_Ant0	20M	BPSK	100	0	Right Side	10mm	Battery1	344000	1720	17.89	18.80	1.233	0.16	0.641	0.790
	FR1 n66_Ant0	20M	BPSK	1	1	Top Side	10mm	Battery1	344000	1720	18.31	18.80	1.119	0.04	0.001	0.001
	FR1 n66_Ant0	20M	BPSK	50	0	Top Side	10mm	Battery1	344000	1720	17.92	18.80	1.225	0.01	0.001	0.001
	FR1 n66_Ant0	20M	BPSK	1	1	Bottom Side	10mm	Battery1	344000	1720	18.31	18.80	1.119	0.05	0.158	0.177
	FR1 n66_Ant0	20M	BPSK	50	0	Bottom Side	10mm	Battery1	344000	1720	17.92	18.80	1.225	0.09	0.165	0.202
	FR1 n66_Ant0	20M	BPSK	1	1	Right Side	10mm	Battery2	344000	1720	18.31	18.80	1.119	-0.05	0.888	0.994
	FR1 n66_Ant8	20M	BPSK	1	53	Front	10mm	Battery1	349000	1745	23.43	23.50	1.016	0.13	0.273	0.277
	FR1 n66_Ant8	20M	BPSK	50	0	Front	10mm	Battery1	349000	1745	23.27	23.50	1.054	0.11	0.283	0.298
	FR1 n66_Ant8	20M	BPSK	1	53	Back	10mm	Battery1	349000	1745	23.43	23.50	1.016	0.18	0.499	0.507
	FR1 n66_Ant8	20M	BPSK	50	0	Back	10mm	Battery1	349000	1745	23.27	23.50	1.054	0.09	0.508	0.536
	FR1 n66_Ant8	20M	BPSK	1	53	Top Side	10mm	Battery1	349000	1745	23.43	23.50	1.016	0.03	0.808	0.821
	FR1 n66_Ant8	20M	BPSK	1	53	Top Side	10mm	Battery1	344000	1720	23.07	23.50	1.104	0.16	0.759	0.838
	FR1 n66_Ant8	20M	BPSK	1	53	Top Side	10mm	Battery1	354000	1770	23.20	23.50	1.072	0.04	0.841	0.901
	FR1 n66_Ant8	20M	BPSK	50	0	Top Side	10mm	Battery1	349000	1745	23.27	23.50	1.054	0.01	0.793	0.836
	FR1 n66_Ant8	20M	BPSK	50	0	Top Side	10mm	Battery1	344000	1720	22.97	23.50	1.130	0.06	0.731	0.826
	FR1 n66_Ant8	20M	BPSK	50	28	Top Side	10mm	Battery1	354000	1770	23.26	23.50	1.057	0	0.882	0.932
	FR1 n66_Ant8	20M	BPSK	100	0	Top Side	10mm	Battery1	349000	1745	23.05	23.50	1.109	0.06	0.829	0.920
19	FR1 n66_Ant8	20M	BPSK	50	28	Top Side	10mm	Battery2	354000	1770	23.26	23.50	1.057	0.02	0.943	0.997
	FR1 n71_Ant0	20M	BPSK	1	53	Front	10mm	Battery1	136100	680.5	23.30	24.00	1.175	0.18	0.558	0.656
	FR1 n71_Ant0	20M	BPSK	50	28	Front	10mm	Battery1	136100	680.5	23.17	24.00	1.211	-0.06	0.509	0.616
20	FR1 n71_Ant0	20M	BPSK	1	53	Back	10mm	Battery1	136100	680.5	23.30	24.00	1.175	-0.05	0.564	0.663
	FR1 n71_Ant0	20M	BPSK	50	28	Back	10mm	Battery1	136100	680.5	23.17	24.00	1.211	-0.08	0.512	0.620
	FR1 n71_Ant0	20M	BPSK	1	53	Right Side	10mm	Battery1	136100	680.5	23.30	24.00	1.175	-0.15	0.119	0.140
	FR1 n71_Ant0	20M	BPSK	50	28	Right Side	10mm	Battery1	136100	680.5	23.17	24.00	1.211	0.08	0.097	0.117
	FR1 n71_Ant0	20M	BPSK	1	53	Top Side	10mm	Battery1	136100	680.5	23.30	24.00	1.175	0.16	0.210	0.247
	FR1 n71_Ant0	20M	BPSK	50	28	Top Side	10mm	Battery1	136100	680.5	23.17	24.00	1.211	-0.03	0.201	0.243
	FR1 n71_Ant0	20M	BPSK	1	53	Bottom Side	10mm	Battery1	136100	680.5	23.30	24.00	1.175	0.12	0.254	0.298
	FR1 n71_Ant0	20M	BPSK	50	28	Bottom Side	10mm	Battery1	136100	680.5	23.17	24.00	1.211	0.19	0.239	0.289
	FR1 n71_Ant0	20M	BPSK	1	53	Back	10mm	Battery2	136100	680.5	23.30	24.00	1.175	0.07	0.480	0.564



**14.2 Repeated SAR Measurement**

No.	Band	BW (MHz)	Modulation	RB Size	RB offset	Test Position	Gap (mm)	Battery	Ch.	Freq. (MHz)	Average Power (dBm)	Tune-Up Limit (dBm)	Tune-up Scaling Factor	Power Drift (dB)	Measured 1g SAR (W/kg)	Ratio	Reported 1g SAR (W/kg)
1st	LTE Band 7_Ant0	20M	QPSK	50	24	Right Side	10mm	Battery1	20850	2510	17.83	18.50	1.167	-0.17	0.834		0.973
2nd	LTE Band 7_Ant0	20M	QPSK	50	24	Right Side	10mm	Battery1	20850	2510	17.83	18.50	1.167	0.02	0.812	1.03	0.947
1st	LTE Band 14_Ant0	10M	QPSK	1	0	Back	10mm	Battery1	23330	793	23.80	24.00	1.047	-0.01	0.901		0.943
2nd	LTE Band 14_Ant0	10M	QPSK	1	0	Back	10mm	Battery1	23330	793	23.80	24.00	1.047	0.04	0.874	1.03	0.915
1st	LTE Band 26_Ant0	15M	QPSK	1	0	Back	10mm	Battery1	26865	831.5	23.62	24.00	1.091	-0.16	0.841		0.918
2nd	LTE Band 26_Ant0	15M	QPSK	1	0	Back	10mm	Battery1	26865	831.5	23.62	24.00	1.091	0.07	0.822	1.02	0.897
1st	FR1 n2_Ant8	20M	BPSK	1	53	Top Side	10mm	Battery1	372000	1860	21.88	22.70	1.208	0.06	0.824		0.995
2nd	FR1 n2_Ant8	20M	BPSK	1	53	Top Side	10mm	Battery1	372000	1860	21.88	22.70	1.208	0.01	0.814	1.01	0.983
1st	FR1 n66_Ant8	20M	BPSK	50	28	Top Side	10mm	Battery2	354000	1770	23.26	23.50	1.057	0.02	0.943		0.997
2nd	FR1 n66_Ant8	20M	BPSK	50	28	Top Side	10mm	Battery2	354000	1770	23.26	23.50	1.057	0.17	0.922	1.02	0.974

**General Note:**

- Per KDB 865664 D01v01r04, for each frequency band, repeated SAR measurement is required only when the measured SAR is  $\geq 0.8$ W/kg.
- Per KDB 865664 D01v01r04, if the ratio among the repeated measurement is  $\leq 1.2$  and the measured SAR  $< 1.45$ W/kg, only one repeated measurement is required.
- The ratio is the difference in percentage between original and repeated *measured* SAR.
- All measurement SAR result is scaled-up to account for tune-up tolerance and is compliant.

**14.3 LTE Band 41 Power Class 2 and Power Class 3 Linearity**

This device support Power Class 2 and Power Class 3 operations for LTE Band 41. The highest available duty cycle for Power Class 2 operation is 43.3% using UL-DL configuration 1. Per FCC Guidance based on the device behavior, all SAR tests were performed using Power Class 3. Power Class 2 is tested using the highest SAR test configuration in Power Class 3 for each LTE configuration and exposure condition combination, according to the highest time averaged power for all applicable uplink-downlink configurations in Power Class 2. When the reported SAR vs. output power is linearly scaled with  $< 10\%$  discrepancy between power classes and all reported SAR are  $< 1.4$  W/kg, Separate SAR testing for Power Class 2 is not required

	LTE Band 41 (Power Class 3)	LTE Band 41 (Power Class 2)
Maximum Tune up Power (dBm)	21.7	23.3
Reported 1g SAR (W/kg)	0.947	0.996
Duty Cycle	63.30%	43.30%
Frame Averaged (mW)	93.63	92.57
Linearity SAR(W/kg)	0.94	
% deviation from expected linearity		6.37%



## 15. Simultaneous Transmission Analysis

### 15.1 5G NR + LTE + WLAN Sim-Tx analysis

In 5G NR + LTE + WLAN simultaneous transmission, 5G NR and LTE transmission are managed and controlled by Qualcomm® Smart Transmit, while the RF exposure from WLAN radios is managed using legacy approach, i.e., through a fixed power back-off if needed.

Since WLAN do not employ time-averaging, 1gSAR and 10gSAR measurement for WLAN need to be conducted at their corresponding rated power following current FCC test procedures to determine reported SAR values.

Smart Transmit current implementation assumes hotspots from 5G NR and LTE are collocated. Therefore, for a total of 100% exposure margin, if LTE uses x%, then the exposure margin left for 5G NR is capped to (100-x)%. Thus, the compliance equation for LTE + 5G NR is

$$x\% * A + (100-x)\% * B \leq 1.0,$$

Where, A is normalized reported time-averaged SAR exposure ratio from LTE, and  $A \leq 1.0$ ; B is normalized reported time-averaged exposure ratio from 5G NR (i.e., PD exposure for 5G FR2 or SAR exposure for 5G FR1), and  $B \leq 1.0$ .

Let C = normalized reported SAR exposure ratio from WLAN, then for compliance,

$$x\% * A + (100-x)\% * B + C \leq 1.0 \quad (1)$$

$$x\% * A + (100-x)\% * B \leq x\% * \max(A, B) + (100-x)\% * \max(A, B) \leq \max(A, B)$$

$$x\% * A + (100-x)\% * B + C \leq \max(A, B) + C \leq 1.0 \quad (2)$$

if  $A + C \leq 1.0$  and  $B + C \leq 1.0$  can be proven, then “ $x\% * A + (100-x)\% * B + C \leq 1.0$ ”. Therefore simultaneous transmission analysis for 5G NR + LTE + WLAN can be performed in two steps

Step 1: Prove total exposure ratio (TER) of LTE + WLAN < 1

Step 2: Prove total exposure ratio (TER) of 5G NR + WLAN < 1

**15.2 Sim-Tx configuration**

NO.	Simultaneous Transmission Configurations	Exposure Positions
		Body
1.	UMTS + 2.4GHz WiFi 0 + 2.4GHz WiFi 1	Yes
2.	UMTS + 5GHz WiFi 0 + 5GHz WiFi 1	Yes
3.	LTE+ 2.4GHz WiFi 0 + 2.4GHz WiFi 1	Yes
4.	LTE + 5GHz WiFi 0 + 5GHz WiFi 1	Yes
5.	LTE + 5G FR1 + 2.4GHz WiFi 0 + 2.4GHz WiFi 1	Yes
6.	LTE + 5G FR1 + 5GHz WiFi 0 + 5GHz WiFi 1	Yes

**General Note:**

1. The Scaled SAR summation is calculated based on the same configuration and test position.
2. Per KDB 447498 D01v06, simultaneous transmission SAR is compliant if,
  - i) Scalar SAR summation < 1.6W/kg.
  - ii)  $SPLSR = (SAR1 + SAR2)^{1.5} / (\text{min. separation distance, mm})$ , and the peak separation distance is determined from the square root of  $[(x1-x2)^2 + (y1-y2)^2 + (z1-z2)^2]$ , where (x1, y1, z1) and (x2, y2, z2) are the coordinates of the extrapolated peak SAR locations in the zoom scan.
  - iii) If  $SPLSR \leq 0.04$  for 1g SAR, simultaneously transmission SAR measurement is not necessary.
  - iv) Simultaneously transmission SAR measurement, and the reported multi-band SAR < 1.6W/kg.
3. The WLAN SAR results according to RF exposure lab SAR evaluation report, report no.: SAR.20200701, are use performed Sim-Tx analysis, and the Sim-Tx analysis is following step:
  - a. For WLAN RF exposure assessment of MIMO mode simultaneous transmission exclusion analysis was performed with SAR test results of each antenna in SISO mode
  - b. If WLAN RF exposure assessment of MIMO mode simultaneous transmission exclusion analysis was performed with SAR test results of each antenna in SISO mode is > 1.6W/kg, the MIMO SAR result is used.



**15.3 Body Exposure Conditions**

WWAN Band	Exposure Position	1	2	3	4	5	1+2+3 Summed 1g SAR (W/kg)	1+4+5 Summed 1g SAR (W/kg)
		WWAN 1g SAR (W/kg)	2.4GHz Wi-Fi 0 1g SAR (W/kg)	2.4GHz Wi-Fi 1 1g SAR (W/kg)	5GHz Wi-Fi 0 1g SAR (W/kg)	5GHz Wi-Fi 1 1g SAR (W/kg)		
WCDMA II_Ant0	Front	0.688	0.140	0.070	0.190	0.150	0.898	1.028
	Back	0.787	0.110	0.080	0.200	0.150	0.977	1.137
	Left side		0.050	0.020	0.080	0.070	0.070	0.150
	Right side	0.285					0.285	0.285
	Top side	0.101		0.190		0.340	0.291	0.441
	Bottom side	0.570	0.410		0.600		0.980	1.170
WCDMA IV_Ant0	Front	0.346	0.140	0.070	0.190	0.150	0.556	0.686
	Back	0.401	0.110	0.080	0.200	0.150	0.591	0.751
	Left side		0.050	0.020	0.080	0.070	0.070	0.150
	Right side	0.996					0.996	0.996
	Top side	0.026		0.190		0.340	0.216	0.366
	Bottom side	0.256	0.410		0.600		0.666	0.856
WCDMA V_Ant0	Front	0.793	0.140	0.070	0.190	0.150	1.003	1.133
	Back	0.939	0.110	0.080	0.200	0.150	1.129	1.289
	Left side		0.050	0.020	0.080	0.070	0.070	0.150
	Right side	0.170					0.170	0.170
	Top side	0.618		0.190		0.340	0.808	0.958
	Bottom side	0.502	0.410		0.600		0.912	1.102
LTE Band 2_Ant8	Front	0.335	0.140	0.070	0.190	0.150	0.545	0.675
	Back	0.560	0.110	0.080	0.200	0.150	0.750	0.910
	Left side		0.050	0.020	0.080	0.070	0.070	0.150
	Right side						0.000	0.000
	Top side	0.982		0.190		0.340	1.172	1.322
	Bottom side		0.410		0.600		0.410	0.600
LTE Band 7_Ant0	Front	0.223	0.140	0.070	0.190	0.150	0.433	0.563
	Back	0.188	0.110	0.080	0.200	0.150	0.378	0.538
	Left side		0.050	0.020	0.080	0.070	0.070	0.150
	Right side	0.973					0.973	0.973
	Top side	0.061		0.190		0.340	0.251	0.401
	Bottom side	0.204	0.410		0.600		0.614	0.804
LTE Band 12_Ant0	Front	0.985	0.140	0.070	0.190	0.150	1.195	1.325
	Back	0.993	0.110	0.080	0.200	0.150	1.183	1.343
	Left side		0.050	0.020	0.080	0.070	0.070	0.150
	Right side	0.183					0.183	0.183
	Top side	0.405		0.190		0.340	0.595	0.745
	Bottom side	0.543	0.410		0.600		0.953	1.143
LTE Band 13_Ant0	Front	0.902	0.140	0.070	0.190	0.150	1.112	1.242
	Back	0.919	0.110	0.080	0.200	0.150	1.109	1.269
	Left side		0.050	0.020	0.080	0.070	0.070	0.150
	Right side	0.131					0.131	0.131
	Top side	0.579		0.190		0.340	0.769	0.919
	Bottom side	0.591	0.410		0.600		1.001	1.191
LTE Band 14_Ant0	Front	0.915	0.140	0.070	0.190	0.150	1.125	1.255
	Back	0.943	0.110	0.080	0.200	0.150	1.133	1.293
	Left side		0.050	0.020	0.080	0.070	0.070	0.150
	Right side	0.138					0.138	0.138
	Top side	0.604		0.190		0.340	0.794	0.944
	Bottom side	0.598	0.410		0.600		1.008	1.198
LTE Band 25_Ant0	Front	0.912	0.140	0.070	0.190	0.150	1.122	1.252
	Back	0.815	0.110	0.080	0.200	0.150	1.005	1.165
	Left side		0.050	0.020	0.080	0.070	0.070	0.150





	Right side	0.287					<b>0.287</b>	<b>0.287</b>
	Top side	0.093		0.190		0.340	<b>0.283</b>	<b>0.433</b>
	Bottom side	0.595	0.410		0.600		<b>1.005</b>	<b>1.195</b>
LTE Band 26_Ant0	Front	0.892	0.140	0.070	0.190	0.150	<b>1.102</b>	<b>1.232</b>
	Back	0.918	0.110	0.080	0.200	0.150	<b>1.108</b>	<b>1.268</b>
	Left side		0.050	0.020	0.080	0.070	<b>0.070</b>	<b>0.150</b>
	Right side	0.157					<b>0.157</b>	<b>0.157</b>
	Top side	0.654		0.190		0.340	<b>0.844</b>	<b>0.994</b>
	Bottom side	0.598	0.410		0.600		<b>1.008</b>	<b>1.198</b>
LTE Band 30_Ant0	Front	0.428	0.140	0.070	0.190	0.150	<b>0.638</b>	<b>0.768</b>
	Back	0.492	0.110	0.080	0.200	0.150	<b>0.682</b>	<b>0.842</b>
	Left side		0.050	0.020	0.080	0.070	<b>0.070</b>	<b>0.150</b>
	Right side	0.513					<b>0.513</b>	<b>0.513</b>
	Top side	0.066		0.190		0.340	<b>0.256</b>	<b>0.406</b>
	Bottom side	0.199	0.410		0.600		<b>0.609</b>	<b>0.799</b>
LTE Band 41_Ant0	Front	0.349	0.140	0.070	0.190	0.150	<b>0.559</b>	<b>0.689</b>
	Back	0.263	0.110	0.080	0.200	0.150	<b>0.453</b>	<b>0.613</b>
	Left side		0.050	0.020	0.080	0.070	<b>0.070</b>	<b>0.150</b>
	Right side	0.996					<b>0.996</b>	<b>0.996</b>
	Top side	0.123		0.190		0.340	<b>0.313</b>	<b>0.463</b>
	Bottom side	0.134	0.410		0.600		<b>0.544</b>	<b>0.734</b>
LTE Band 48_Ant4	Front	0.403	0.140	0.070	0.190	0.150	<b>0.613</b>	<b>0.743</b>
	Back	0.205	0.110	0.080	0.200	0.150	<b>0.395</b>	<b>0.555</b>
	Left side		0.050	0.020	0.080	0.070	<b>0.070</b>	<b>0.150</b>
	Right side	0.233					<b>0.233</b>	<b>0.233</b>
	Top side	0.071		0.190		0.340	<b>0.261</b>	<b>0.411</b>
	Bottom side	0.086	0.410		0.600		<b>0.496</b>	<b>0.686</b>
LTE Band 66_Ant0	Front	0.997	0.140	0.070	0.190	0.150	<b>1.207</b>	<b>1.337</b>
	Back	0.769	0.110	0.080	0.200	0.150	<b>0.959</b>	<b>1.119</b>
	Left side		0.050	0.020	0.080	0.070	<b>0.070</b>	<b>0.150</b>
	Right side	0.721					<b>0.721</b>	<b>0.721</b>
	Top side	0.090		0.190		0.340	<b>0.280</b>	<b>0.430</b>
	Bottom side	0.480	0.410		0.600		<b>0.890</b>	<b>1.080</b>
LTE Band 66_Ant8	Front	0.340	0.140	0.070	0.190	0.150	<b>0.550</b>	<b>0.680</b>
	Back	0.540	0.110	0.080	0.200	0.150	<b>0.730</b>	<b>0.890</b>
	Left side		0.050	0.020	0.080	0.070	<b>0.070</b>	<b>0.150</b>
	Right side						<b>0.000</b>	<b>0.000</b>
	Top side	0.996		0.190		0.340	<b>1.186</b>	<b>1.336</b>
	Bottom side		0.410		0.600		<b>0.410</b>	<b>0.600</b>
LTE Band 71_Ant0	Front	0.480	0.140	0.070	0.190	0.150	<b>0.690</b>	<b>0.820</b>
	Back	0.491	0.110	0.080	0.200	0.150	<b>0.681</b>	<b>0.841</b>
	Left side		0.050	0.020	0.080	0.070	<b>0.070</b>	<b>0.150</b>
	Right side	0.090					<b>0.090</b>	<b>0.090</b>
	Top side	0.153		0.190		0.340	<b>0.343</b>	<b>0.493</b>
	Bottom side	0.203	0.410		0.600		<b>0.613</b>	<b>0.803</b>



WWAN Band	Exposure Position	1	2	3	4	5	1+2+3 Summed 1g SAR (W/kg)	1+4+5 Summed 1g SAR (W/kg)
		WWAN 1g SAR (W/kg)	2.4GHz Wi-Fi 0 1g SAR (W/kg)	2.4GHz Wi-Fi 1 1g SAR (W/kg)	5GHz Wi-Fi 0 1g SAR (W/kg)	5GHz Wi-Fi 1 1g SAR (W/kg)		
5G FR1 n2_Ant8	Front	0.385	0.140	0.070	0.190	0.150	<b>0.595</b>	<b>0.725</b>
	Back	0.578	0.110	0.080	0.200	0.150	<b>0.768</b>	<b>0.928</b>
	Left side		0.050	0.020	0.080	0.070	<b>0.070</b>	<b>0.150</b>
	Right side						<b>0.000</b>	<b>0.000</b>
	Top side	0.995		0.190		0.340	<b>1.185</b>	<b>1.335</b>
	Bottom side		0.410		0.600		<b>0.410</b>	<b>0.600</b>
5G FR1 n5_Ant0	Front	0.795	0.140	0.070	0.190	0.150	<b>1.005</b>	<b>1.135</b>
	Back	0.798	0.110	0.080	0.200	0.150	<b>0.988</b>	<b>1.148</b>
	Left side		0.050	0.020	0.080	0.070	<b>0.070</b>	<b>0.150</b>
	Right side	0.156					<b>0.156</b>	<b>0.156</b>
	Top side	0.540		0.190		0.340	<b>0.730</b>	<b>0.880</b>
	Bottom side	0.511	0.410		0.600		<b>0.921</b>	<b>1.111</b>
5G FR1 n12_Ant0	Front	0.874	0.140	0.070	0.190	0.150	<b>1.084</b>	<b>1.214</b>
	Back	0.885	0.110	0.080	0.200	0.150	<b>1.075</b>	<b>1.235</b>
	Left side		0.050	0.020	0.080	0.070	<b>0.070</b>	<b>0.150</b>
	Right side	0.136					<b>0.136</b>	<b>0.136</b>
	Top side	0.360		0.190		0.340	<b>0.550</b>	<b>0.700</b>
	Bottom side	0.461	0.410		0.600		<b>0.871</b>	<b>1.061</b>
5G FR1 n66_Ant0	Front	0.514	0.140	0.070	0.190	0.150	<b>0.724</b>	<b>0.854</b>
	Back	0.357	0.110	0.080	0.200	0.150	<b>0.547</b>	<b>0.707</b>
	Left side		0.050	0.020	0.080	0.070	<b>0.070</b>	<b>0.150</b>
	Right side	0.994					<b>0.994</b>	<b>0.994</b>
	Top side	0.001		0.190		0.340	<b>0.191</b>	<b>0.341</b>
	Bottom side	0.202	0.410		0.600		<b>0.612</b>	<b>0.802</b>
5G FR1 n66_Ant8	Front	0.298	0.140	0.070	0.190	0.150	<b>0.508</b>	<b>0.638</b>
	Back	0.536	0.110	0.080	0.200	0.150	<b>0.726</b>	<b>0.886</b>
	Left side		0.050	0.020	0.080	0.070	<b>0.070</b>	<b>0.150</b>
	Right side						<b>0.000</b>	<b>0.000</b>
	Top side	0.997		0.190		0.340	<b>1.187</b>	<b>1.337</b>
	Bottom side		0.410		0.600		<b>0.410</b>	<b>0.600</b>
5G FR1 n71_Ant0	Front	0.656	0.140	0.070	0.190	0.150	<b>0.866</b>	<b>0.996</b>
	Back	0.663	0.110	0.080	0.200	0.150	<b>0.853</b>	<b>1.013</b>
	Left side		0.050	0.020	0.080	0.070	<b>0.070</b>	<b>0.150</b>
	Right side	0.140					<b>0.140</b>	<b>0.140</b>
	Top side	0.247		0.190		0.340	<b>0.437</b>	<b>0.587</b>
	Bottom side	0.298	0.410		0.600		<b>0.708</b>	<b>0.898</b>

**Test Engineer : Jordar Jhuang, Ginger Chiang and Charles Shen**



## **16. Uncertainty Assessment**

Per KDB 865664 D01 SAR measurement 100MHz to 6GHz, when the highest measured 1-g SAR within a frequency band is  $< 1.5$  W/kg and the measured 10-g SAR within a frequency band is  $< 3.75$  W/kg. The expanded SAR measurement uncertainty must be  $\leq 30\%$ , for a confidence interval of  $k = 2$ . If these conditions are met, extensive SAR measurement uncertainty analysis described in IEEE Std 1528-2013 is not required in SAR reports submitted for equipment approval. For this device, the highest measured 1-g SAR is less 1.5W/kg. Therefore, the measurement uncertainty table is not required in this report.

**Declaration of Conformity:**

The test results with all measurement uncertainty excluded is presented in accordance with the regulation limits or requirements declared by manufacturers.

**Comments and Explanations:**

The declared of product specification for EUT presented in the report are provided by the manufacturer, and the manufacturer takes all the responsibilities for the accuracy of product specification.



## **17. References**

- [1] FCC 47 CFR Part 2 "Frequency Allocations and Radio Treaty Matters; General Rules and Regulations"
- [2] ANSI/IEEE Std. C95.1-1992, "IEEE Standard for Safety Levels with Respect to Human Exposure to Radio Frequency Electromagnetic Fields, 3 kHz to 300 GHz", September 1992
- [3] IEEE Std. 1528-2013, "IEEE Recommended Practice for Determining the Peak Spatial-Average Specific Absorption Rate (SAR) in the Human Head from Wireless Communications Devices: Measurement Techniques", Sep 2013
- [4] SPEAG DASY System Handbook
- [5] FCC KDB 447498 D01 v06, "Mobile and Portable Device RF Exposure Procedures and Equipment Authorization Policies", Oct 2015
- [6] FCC KDB 941225 D01 v03r01, "3G SAR MEAUREMENT PROCEDURES", Oct 2015
- [7] FCC KDB 941225 D05 v02r05, "SAR Evaluation Considerations for LTE Devices", Dec 2015
- [8] FCC KDB 941225 D06 v02r01, "SAR Evaluation Procedures for Portable Devices with Wireless Router Capabilities", Oct 2015.
- [9] FCC KDB 865664 D01 v01r04, "SAR Measurement Requirements for 100 MHz to 6 GHz", Aug 2015.
- [10] FCC KDB 865664 D02 v01r02, "RF Exposure Compliance Reporting and Documentation Considerations" Oct 2015.