

## System Check\_Head\_750MHz

### DUT: D750V3-1107

Communication System: CW ; Frequency: 750 MHz;Duty Cycle: 1:1

Medium: HSL\_750\_200816 Medium parameters used:  $f = 750$  MHz;  $\sigma = 0.889$  S/m;  $\epsilon_r = 41.279$ ;  $\rho = 1000$  kg/m<sup>3</sup>

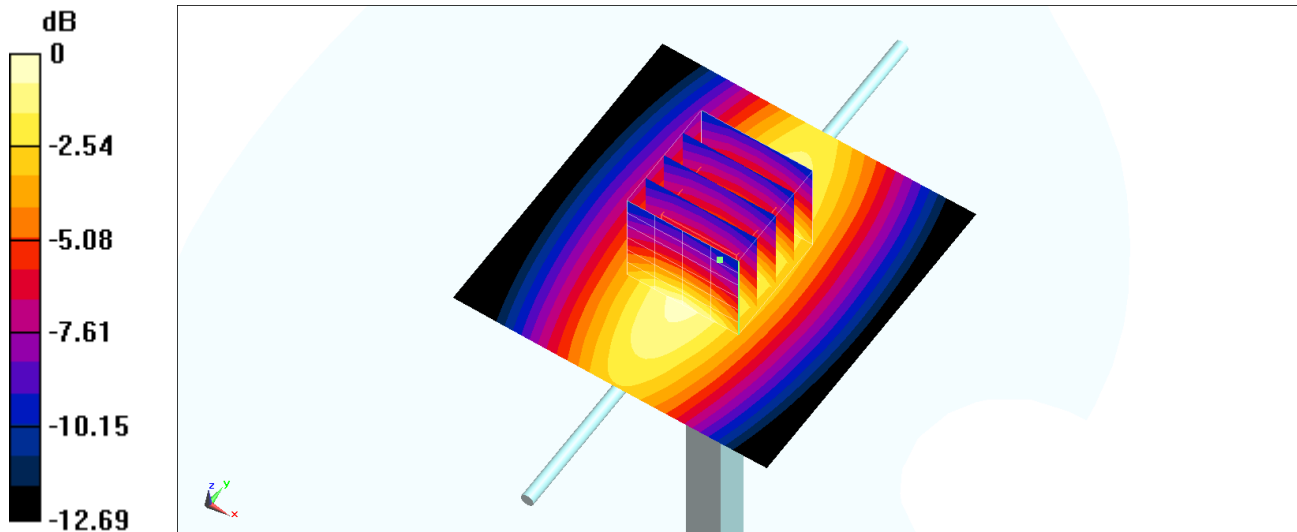
Ambient Temperature : 23.9 °C ; Liquid Temperature : 22.9 °C

DASY5 Configuration:

- Probe: EX3DV4 - SN3642; ConvF(8.9, 8.9, 8.9) @ 750 MHz; Calibrated: 2020/4/29
- Sensor-Surface: 1.4mm (Mechanical Surface Detection)
- Electronics: DAE4 Sn376; Calibrated: 2019/12/6
- Phantom: SAM\_Left; Type: QD000P40CD; Serial: TP:1682
- Measurement SW: DASY52, Version 52.10 (4);SEMCAD X Version 14.6.14 (7483)

**Pin=250mW/Area Scan (61x61x1):** Interpolated grid: dx=1.500 mm, dy=1.500 mm  
Maximum value of SAR (interpolated) = 2.70 W/kg

**Pin=250mW/Zoom Scan (5x5x7)/Cube 0:** Measurement grid: dx=8mm, dy=8mm, dz=5mm  
Reference Value = 59.58 V/m; Power Drift = -0.15 dB  
Peak SAR (extrapolated) = 3.22 W/kg  
**SAR(1 g) = 2.16 W/kg; SAR(10 g) = 1.42 W/kg**  
Maximum value of SAR (measured) = 2.88 W/kg



0 dB = 2.88 W/kg = 4.59 dBW/kg

## System Check\_Head\_750MHz

### DUT: D750V3-1107

Communication System: CW ; Frequency: 750 MHz;Duty Cycle: 1:1

Medium: HSL\_750\_200817 Medium parameters used:  $f = 750$  MHz;  $\sigma = 0.915$  S/m;  $\epsilon_r = 41.988$ ;  $\rho = 1000$  kg/m<sup>3</sup>

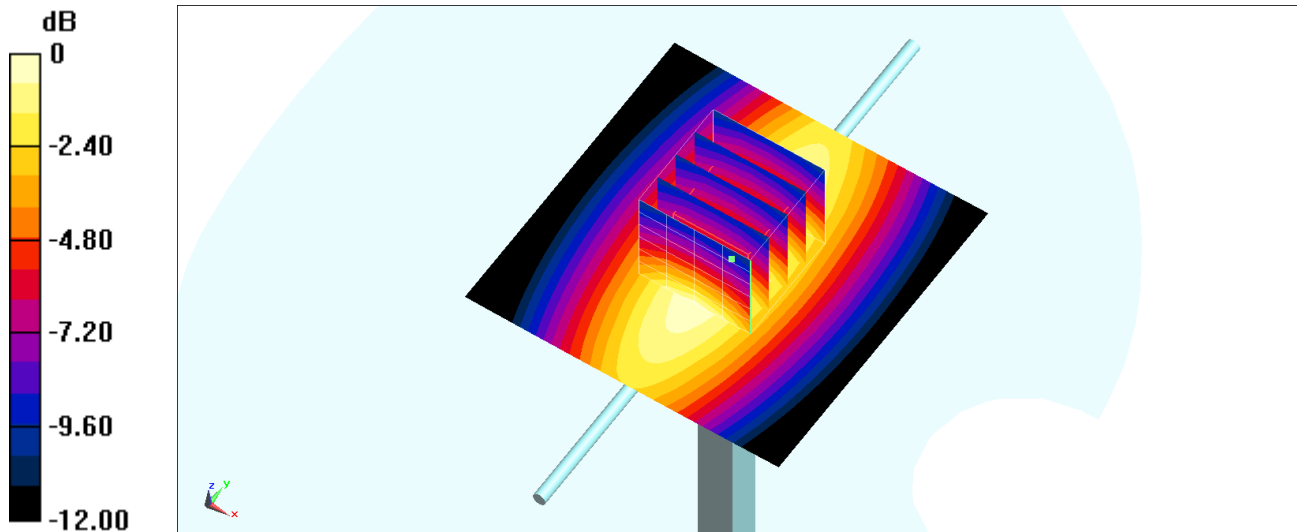
Ambient Temperature : 23.7 °C ; Liquid Temperature : 22.7 °C

DASY5 Configuration:

- Probe: EX3DV4 - SN3642; ConvF(8.9, 8.9, 8.9) @ 750 MHz; Calibrated: 2020/4/29
- Sensor-Surface: 1.4mm (Mechanical Surface Detection)
- Electronics: DAE4 Sn376; Calibrated: 2019/12/6
- Phantom: SAM\_Left; Type: QD000P40CD; Serial: TP:1682
- Measurement SW: DASY52, Version 52.10 (4);SEMCAD X Version 14.6.14 (7483)

**Pin=250mW/Area Scan (61x61x1):** Interpolated grid: dx=1.500 mm, dy=1.500 mm  
Maximum value of SAR (interpolated) = 2.78 W/kg

**Pin=250mW/Zoom Scan (5x5x7)/Cube 0:** Measurement grid: dx=8mm, dy=8mm, dz=5mm  
Reference Value = 58.11 V/m; Power Drift = -0.13 dB  
Peak SAR (extrapolated) = 3.13 W/kg  
**SAR(1 g) = 2.1 W/kg; SAR(10 g) = 1.38 W/kg**  
Maximum value of SAR (measured) = 2.80 W/kg



## System Check\_Head\_835MHz

**DUT: D835V2-4d167**

Communication System: CW; Frequency: 835 MHz; Duty Cycle: 1:1

Medium: HSL\_850\_200816 Medium parameters used:  $f = 835$  MHz;  $\sigma = 0.887$  S/m;  $\epsilon_r = 41.951$ ;  $\rho = 1000$  kg/m<sup>3</sup>

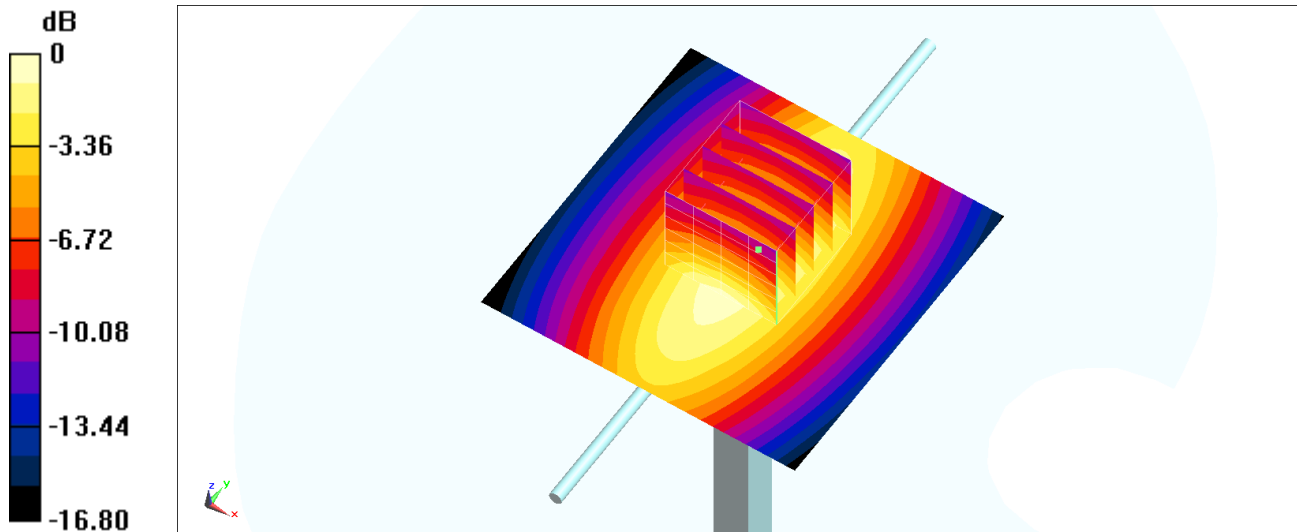
Ambient Temperature : 23.9 °C; Liquid Temperature : 22.9 °C

DASY5 Configuration:

- Probe: EX3DV4 - SN3642; ConvF(8.73, 8.73, 8.73) @ 835 MHz; Calibrated: 2020/4/29
- Sensor-Surface: 1.4mm (Mechanical Surface Detection)
- Electronics: DAE4 Sn376; Calibrated: 2019/12/6
- Phantom: SAM\_Left; Type: QD000P40CD; Serial: TP:1682
- Measurement SW: DASY52, Version 52.10 (4); SEMCAD X Version 14.6.14 (7483)

**Pin=250mW/Area Scan (61x61x1):** Interpolated grid: dx=1.500 mm, dy=1.500 mm  
Maximum value of SAR (interpolated) = 2.74 W/kg

**Pin=250mW/Zoom Scan (5x5x7)/Cube 0:** Measurement grid: dx=8mm, dy=8mm, dz=5mm  
Reference Value = 59.78 V/m; Power Drift = -0.04 dB  
Peak SAR (extrapolated) = 3.26 W/kg  
**SAR(1 g) = 2.24 W/kg; SAR(10 g) = 1.46 W/kg**  
Maximum value of SAR (measured) = 2.95 W/kg



0 dB = 2.95 W/kg = 4.70 dBW/kg

## System Check\_Head\_1750MHz

### DUT: D1750V2-1112

Communication System: CW; Frequency: 1750 MHz; Duty Cycle: 1:1

Medium: HSL\_1750\_200904 Medium parameters used:  $f = 1750$  MHz;  $\sigma = 1.357$  S/m;  $\epsilon_r = 40.323$ ;  $\rho = 1000$  kg/m<sup>3</sup>

Ambient Temperature : 23.4 °C ; Liquid Temperature : 22.4 °C

#### DASY5 Configuration:

- Probe: EX3DV4 - SN3642; ConvF(7.89, 7.89, 7.89) @ 1750 MHz; Calibrated: 2020/4/29
- Sensor-Surface: 1.4mm (Mechanical Surface Detection)
- Electronics: DAE4 Sn376; Calibrated: 2019/12/6
- Phantom: SAM\_Left; Type: QD000P40CD; Serial: TP:1682
- Measurement SW: DASY52, Version 52.10 (4); SEMCAD X Version 14.6.14 (7483)

**Pin=250mW/Area Scan (61x61x1):** Interpolated grid: dx=1.500 mm, dy=1.500 mm

Maximum value of SAR (interpolated) = 14.1 W/kg

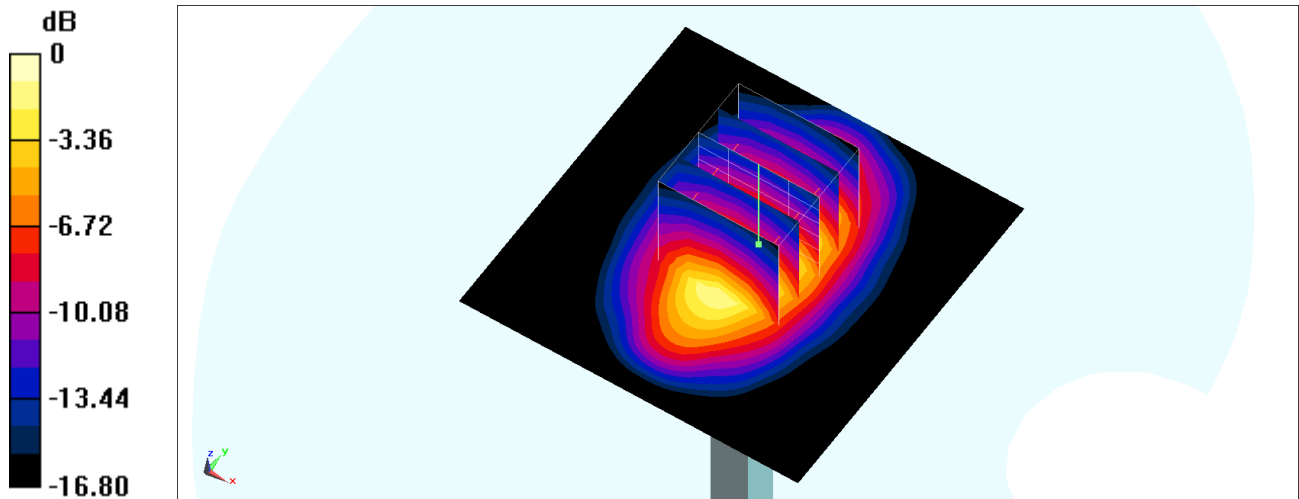
**Pin=250mW/Zoom Scan (5x5x7)/Cube 0:** Measurement grid: dx=8mm, dy=8mm, dz=5mm

Reference Value = 102.5 V/m; Power Drift = -0.08 dB

Peak SAR (extrapolated) = 16.5 W/kg

**SAR(1 g) = 9.16 W/kg; SAR(10 g) = 4.86 W/kg**

Maximum value of SAR (measured) = 14.0 W/kg



0 dB = 14.0 W/kg = 11.46 dBW/kg

## System Check\_Head\_1750MHz

### DUT: D1750V2-1112

Communication System: CW; Frequency: 1750 MHz; Duty Cycle: 1:1

Medium: HSL\_1750\_200907 Medium parameters used:  $f = 1750$  MHz;  $\sigma = 1.396$  S/m;  $\epsilon_r = 39.267$ ;  $\rho = 1000$  kg/m<sup>3</sup>

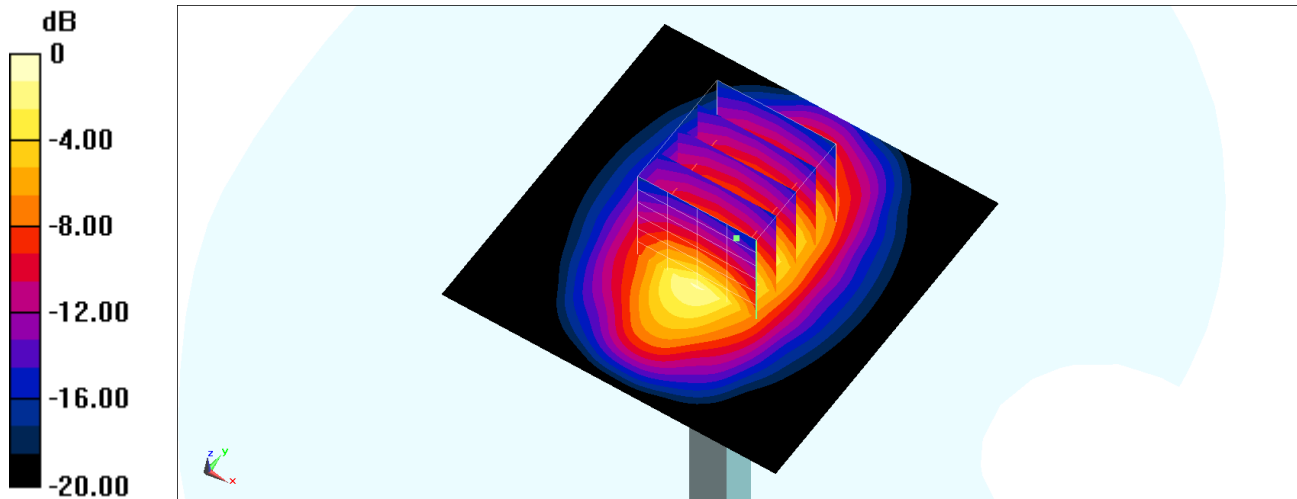
Ambient Temperature : 23.3 °C ; Liquid Temperature : 22.3 °C

DASY5 Configuration:

- Probe: EX3DV4 - SN3642; ConvF(7.89, 7.89, 7.89) @ 1750 MHz; Calibrated: 2020/4/29
- Sensor-Surface: 1.4mm (Mechanical Surface Detection)
- Electronics: DAE4 Sn376; Calibrated: 2019/12/6
- Phantom: SAM\_Left; Type: QD000P40CD; Serial: TP:1682
- Measurement SW: DASY52, Version 52.10 (4); SEMCAD X Version 14.6.14 (7483)

**Pin=250mW/Area Scan (61x61x1):** Interpolated grid: dx=1.500 mm, dy=1.500 mm  
Maximum value of SAR (interpolated) = 15.2 W/kg

**Pin=250mW/Zoom Scan (5x5x7)/Cube 0:** Measurement grid: dx=8mm, dy=8mm, dz=5mm  
Reference Value = 105.0 V/m; Power Drift = -0.10 dB  
Peak SAR (extrapolated) = 17.8 W/kg  
**SAR(1 g) = 9.85 W/kg; SAR(10 g) = 5.22 W/kg**  
Maximum value of SAR (measured) = 15.2 W/kg



0 dB = 15.2 W/kg = 11.82 dBW/kg

## System Check\_Head\_1750MHz

### DUT: D1750V2-1112

Communication System: CW ; Frequency: 1750 MHz;Duty Cycle: 1:1

Medium: HSL\_1750\_200911 Medium parameters used:  $f = 1750$  MHz;  $\sigma = 1.379$  S/m;  $\epsilon_r = 39.432$ ;  $\rho = 1000$  kg/m<sup>3</sup>

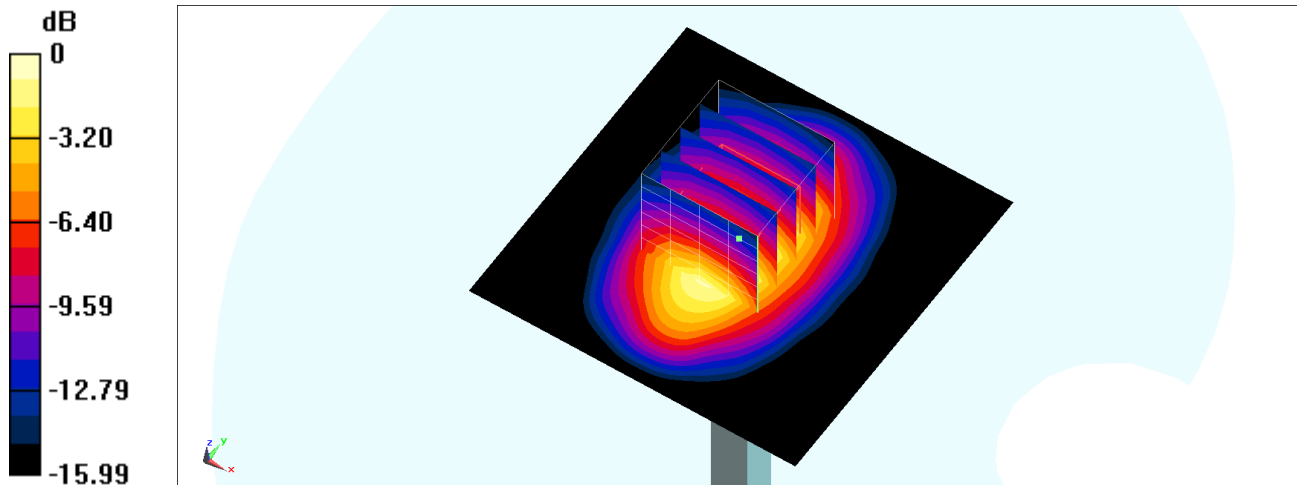
Ambient Temperature : 23.7 °C ; Liquid Temperature : 22.7 °C

#### DASY5 Configuration:

- Probe: ES3DV3 - SN3071; ConvF(4.95, 4.95, 4.95) @ 1750 MHz; Calibrated: 2019/12/18
- Sensor-Surface: 3mm (Mechanical Surface Detection)
- Electronics: DAE4 Sn916; Calibrated: 2019/12/17
- Phantom: SAM\_Left; Type: QD000P40CD; Serial: TP:1684
- Measurement SW: DASY52, Version 52.10 (4);SEMCAD X Version 14.6.14 (7483)

**Pin=250mW/Area Scan (61x61x1):** Interpolated grid: dx=1.500 mm, dy=1.500 mm  
Maximum value of SAR (interpolated) = 10.6 W/kg

**Pin=250mW/Zoom Scan (5x5x7)/Cube 0:** Measurement grid: dx=8mm, dy=8mm, dz=5mm  
Reference Value = 90.74 V/m; Power Drift = -0.01 dB  
Peak SAR (extrapolated) = 14.2 W/kg  
**SAR(1 g) = 8.44 W/kg; SAR(10 g) = 4.65 W/kg**  
Maximum value of SAR (measured) = 10.3 W/kg



0 dB = 10.3 W/kg = 10.13 dBW/kg

## System Check\_Head\_1900MHz

### DUT: D1900V2-5d185

Communication System: CW; Frequency: 1900 MHz; Duty Cycle: 1:1

Medium: HSL\_1900\_200818 Medium parameters used:  $f = 1900$  MHz;  $\sigma = 1.443$  S/m;  $\epsilon_r = 39.949$ ;  $\rho = 1000$  kg/m<sup>3</sup>

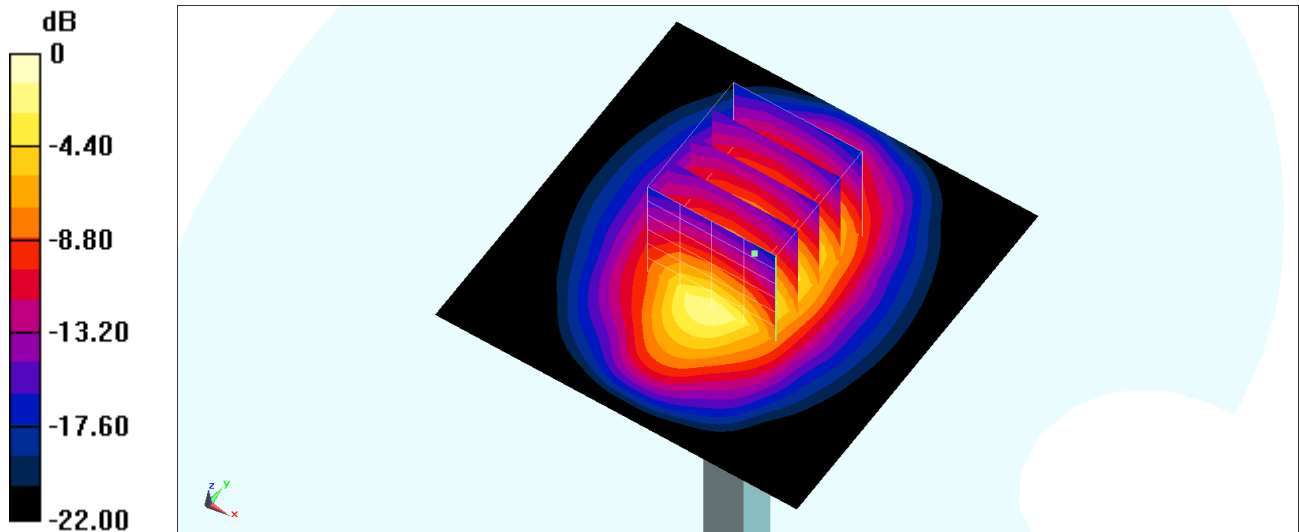
Ambient Temperature : 23.4 °C ; Liquid Temperature : 22.4 °C

DASY5 Configuration:

- Probe: EX3DV4 - SN3642; ConvF(7.75, 7.75, 7.75) @ 1900 MHz; Calibrated: 2020/4/29
- Sensor-Surface: 1.4mm (Mechanical Surface Detection)
- Electronics: DAE4 Sn376; Calibrated: 2019/12/6
- Phantom: SAM\_Left; Type: QD000P40CD; Serial: TP:1682
- Measurement SW: DASY52, Version 52.10 (4); SEMCAD X Version 14.6.14 (7483)

**Pin=250mW/Area Scan (61x61x1):** Interpolated grid: dx=1.500 mm, dy=1.500 mm  
Maximum value of SAR (interpolated) = 15.5 W/kg

**Pin=250mW/Zoom Scan (5x5x7)/Cube 0:** Measurement grid: dx=8mm, dy=8mm, dz=5mm  
Reference Value = 104.1 V/m; Power Drift = 0.08 dB  
Peak SAR (extrapolated) = 18.2 W/kg  
**SAR(1 g) = 10.1 W/kg; SAR(10 g) = 5.24 W/kg**  
Maximum value of SAR (measured) = 15.6 W/kg



0 dB = 15.6 W/kg = 11.93 dBW/kg

## System Check\_Head\_1900MHz

### DUT: D1900V2-5d185

Communication System: CW; Frequency: 1900 MHz; Duty Cycle: 1:1

Medium: HSL\_1900\_200904 Medium parameters used:  $f = 1900$  MHz;  $\sigma = 1.433$  S/m;  $\epsilon_r = 40.895$ ;  $\rho = 1000$  kg/m<sup>3</sup>

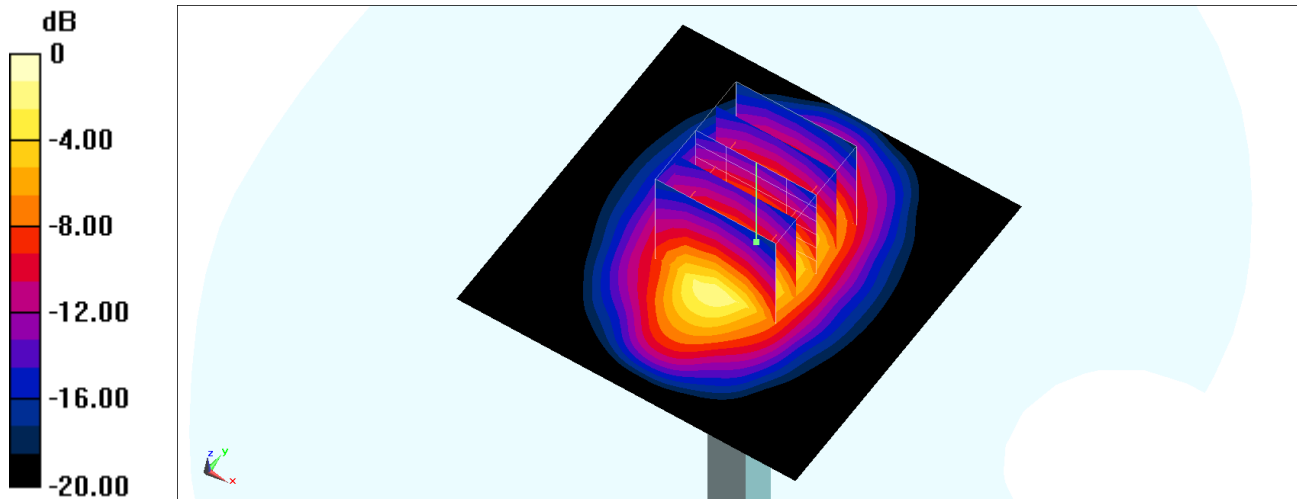
Ambient Temperature : 23.4 °C ; Liquid Temperature : 22.4 °C

DASY5 Configuration:

- Probe: EX3DV4 - SN3642; ConvF(7.75, 7.75, 7.75) @ 1900 MHz; Calibrated: 2020/4/29
- Sensor-Surface: 1.4mm (Mechanical Surface Detection)
- Electronics: DAE4 Sn376; Calibrated: 2019/12/6
- Phantom: SAM\_Left; Type: QD000P40CD; Serial: TP:1682
- Measurement SW: DASY52, Version 52.10 (4); SEMCAD X Version 14.6.14 (7483)

**Pin=250mW/Area Scan (61x61x1):** Interpolated grid: dx=1.500 mm, dy=1.500 mm  
Maximum value of SAR (interpolated) = 15.4 W/kg

**Pin=250mW/Zoom Scan (5x5x7)/Cube 0:** Measurement grid: dx=8mm, dy=8mm, dz=5mm  
Reference Value = 104.1 V/m; Power Drift = 0.08 dB  
Peak SAR (extrapolated) = 18.0 W/kg  
**SAR(1 g) = 10.1 W/kg; SAR(10 g) = 5.21 W/kg**  
Maximum value of SAR (measured) = 15.5 W/kg



0 dB = 15.5 W/kg = 11.90 dBW/kg



## System Check\_Head\_1900MHz

### DUT: D1900V2-5d185

Communication System: CW ; Frequency: 1900 MHz;Duty Cycle: 1:1

Medium: HSL\_1900\_200910 Medium parameters used:  $f = 1900$  MHz;  $\sigma = 1.421$  S/m;  $\epsilon_r = 39.521$ ;  $\rho = 1000$  kg/m<sup>3</sup>

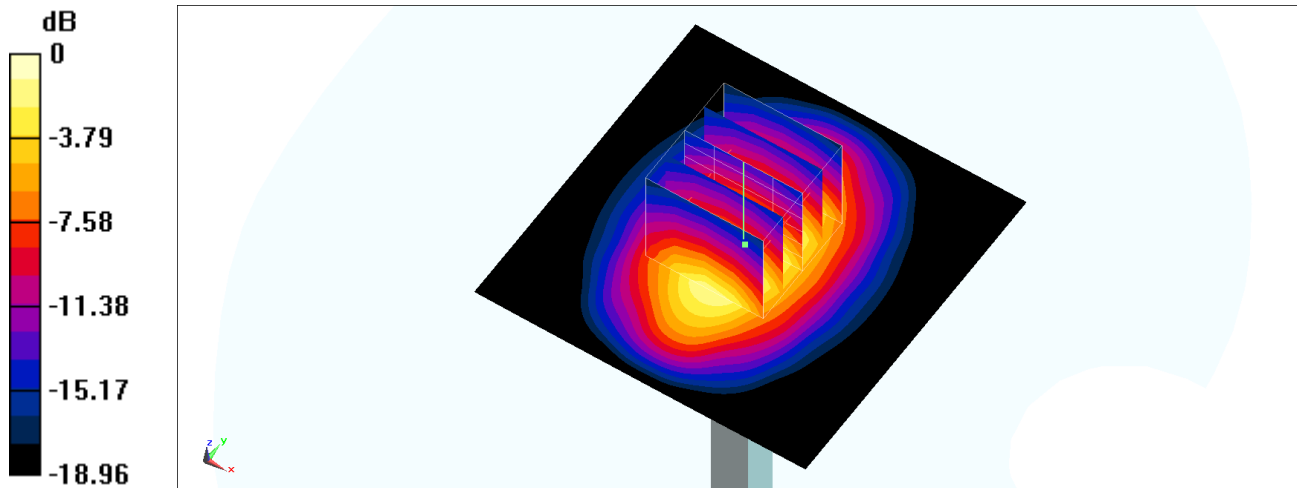
Ambient Temperature : 23.4 °C ; Liquid Temperature : 22.4 °C

DASY5 Configuration:

- Probe: ES3DV3 - SN3071; ConvF(4.74, 4.74, 4.74) @ 1900 MHz; Calibrated: 2019/12/18
- Sensor-Surface: 3mm (Mechanical Surface Detection)
- Electronics: DAE4 Sn916; Calibrated: 2019/12/17
- Phantom: SAM\_Left; Type: QD000P40CD; Serial: TP:1684
- Measurement SW: DASY52, Version 52.10 (4);SEMCAD X Version 14.6.14 (7483)

**Pin=250mW/Area Scan (61x61x1):** Interpolated grid: dx=1.500 mm, dy=1.500 mm  
Maximum value of SAR (interpolated) = 12.4 W/kg

**Pin=250mW/Zoom Scan (5x5x7)/Cube 0:** Measurement grid: dx=8mm, dy=8mm, dz=5mm  
Reference Value = 96.26 V/m; Power Drift = 0.12 dB  
Peak SAR (extrapolated) = 17.6 W/kg  
**SAR(1 g) = 9.77 W/kg; SAR(10 g) = 5.11 W/kg**  
Maximum value of SAR (measured) = 12.1 W/kg



0 dB = 12.1 W/kg = 10.83 dBW/kg

## System Check\_Head\_1900MHz

### DUT: D1900V2-5d185

Communication System: CW ; Frequency: 1900 MHz;Duty Cycle: 1:1

Medium: HSL\_1900\_200911 Medium parameters used:  $f = 1900$  MHz;  $\sigma = 1.434$  S/m;  $\epsilon_r = 39.69$ ;  $\rho = 1000$  kg/m<sup>3</sup>

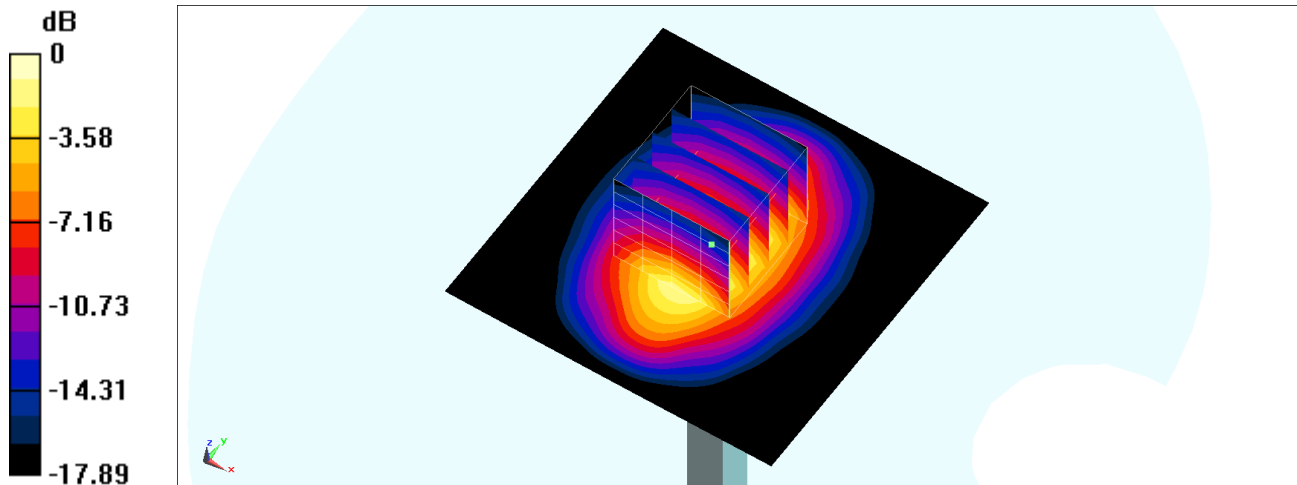
Ambient Temperature : 23.7 °C ; Liquid Temperature : 22.7 °C

DASY5 Configuration:

- Probe: ES3DV3 - SN3071; ConvF(4.74, 4.74, 4.74) @ 1900 MHz; Calibrated: 2019/12/18
- Sensor-Surface: 3mm (Mechanical Surface Detection)
- Electronics: DAE4 Sn916; Calibrated: 2019/12/17
- Phantom: SAM\_Left; Type: QD000P40CD; Serial: TP:1684
- Measurement SW: DASY52, Version 52.10 (4);SEMCAD X Version 14.6.14 (7483)

**Pin=250mW/Area Scan (61x61x1):** Interpolated grid: dx=1.500 mm, dy=1.500 mm  
Maximum value of SAR (interpolated) = 12.5 W/kg

**Pin=250mW/Zoom Scan (5x5x7)/Cube 0:** Measurement grid: dx=8mm, dy=8mm, dz=5mm  
Reference Value = 96.26 V/m; Power Drift = 0.05 dB  
Peak SAR (extrapolated) = 17.7 W/kg  
**SAR(1 g) = 9.86 W/kg; SAR(10 g) = 5.16 W/kg**  
Maximum value of SAR (measured) = 12.2 W/kg



0 dB = 12.2 W/kg = 10.86 dBW/kg

## System Check\_Head\_2300MHz

### DUT: D2300V2-1006

Communication System: CW ; Frequency: 2300 MHz;Duty Cycle: 1:1

Medium: HSL\_2300\_200904 Medium parameters used:  $f = 2300$  MHz;  $\sigma = 1.646$  S/m;  $\epsilon_r = 39.655$ ;  $\rho = 1000$  kg/m<sup>3</sup>

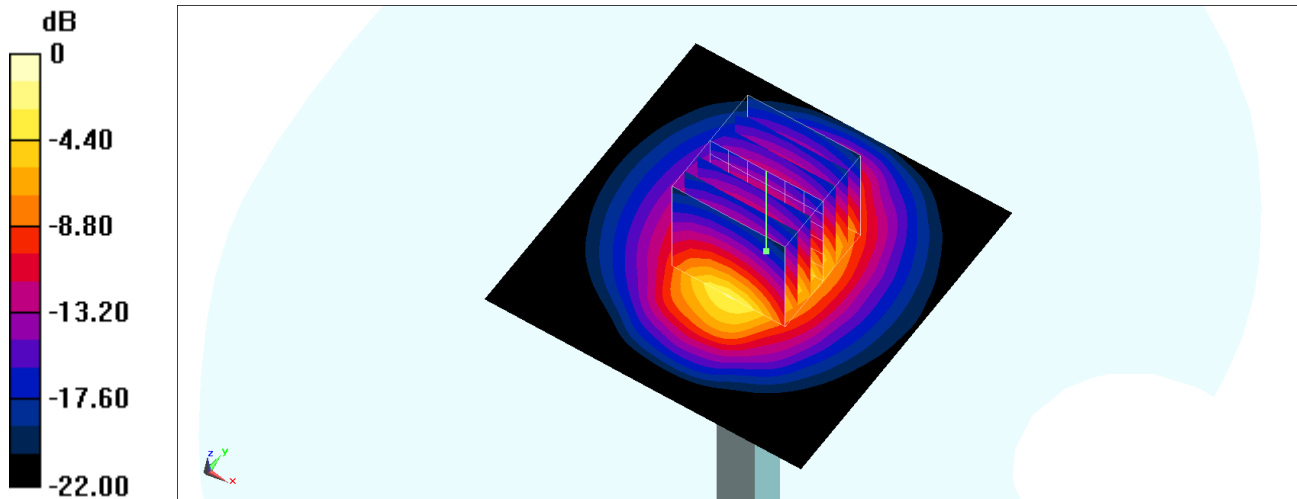
Ambient Temperature : 23.4 °C ; Liquid Temperature : 22.4 °C

DASY5 Configuration:

- Probe: EX3DV4 - SN3642; ConvF(7.38, 7.38, 7.38) @ 2300 MHz; Calibrated: 2020/4/29
- Sensor-Surface: 1.4mm (Mechanical Surface Detection)
- Electronics: DAE4 Sn376; Calibrated: 2019/12/6
- Phantom: SAM\_Left; Type: QD000P40CD; Serial: TP:1682
- Measurement SW: DASY52, Version 52.10 (4);SEMCAD X Version 14.6.14 (7483)

**Pin=250mW/Area Scan (71x71x1):** Interpolated grid: dx=1.200 mm, dy=1.200 mm  
Maximum value of SAR (interpolated) = 18.8 W/kg

**Pin=250mW/Zoom Scan (7x7x7)/Cube 0:** Measurement grid: dx=5mm, dy=5mm, dz=5mm  
Reference Value = 107.7 V/m; Power Drift = -0.05 dB  
Peak SAR (extrapolated) = 23.5 W/kg  
**SAR(1 g) = 11.8 W/kg; SAR(10 g) = 5.63 W/kg**  
Maximum value of SAR (measured) = 19.3 W/kg



0 dB = 19.3 W/kg = 12.86 dBW/kg

## System Check\_Head\_2600MHz

### DUT: D2600V2-1078

Communication System: CW; Frequency: 2600 MHz; Duty Cycle: 1:1

Medium: HSL\_2600\_200909 Medium parameters used:  $f = 2600$  MHz;  $\sigma = 1.94$  S/m;  $\epsilon_r = 39.448$ ;  $\rho = 1000$  kg/m<sup>3</sup>

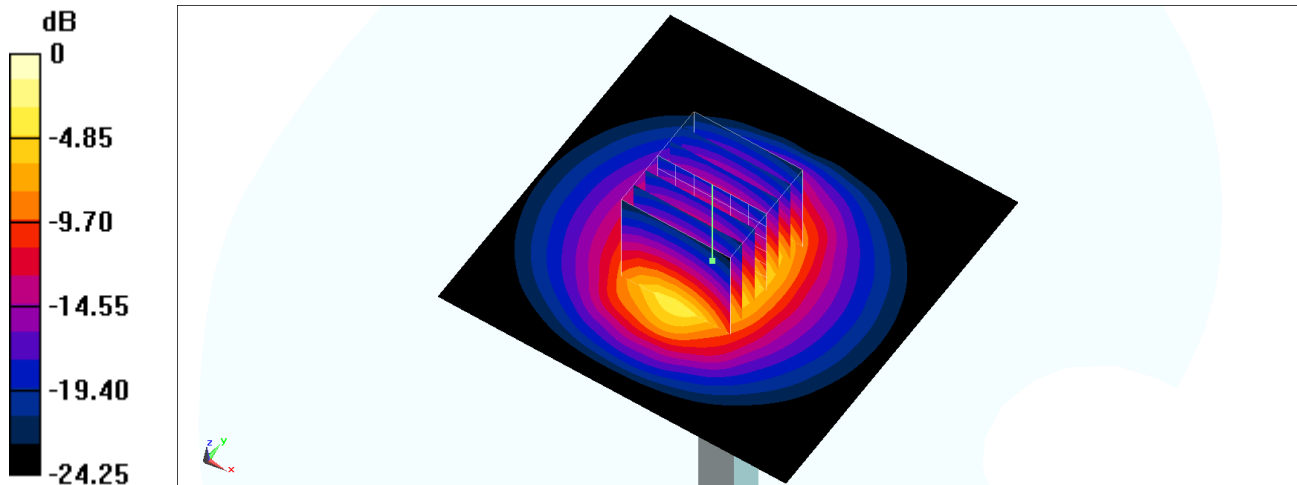
Ambient Temperature : 23.6 °C; Liquid Temperature : 22.6 °C

DASY5 Configuration:

- Probe: ES3DV3 - SN3071; ConvF(4.2, 4.2, 4.2) @ 2600 MHz; Calibrated: 2019/12/18
- Sensor-Surface: 3mm (Mechanical Surface Detection)
- Electronics: DAE4 Sn916; Calibrated: 2019/12/17
- Phantom: SAM\_Left; Type: QD000P40CD; Serial: TP:1684
- Measurement SW: DASY52, Version 52.10 (4); SEMCAD X Version 14.6.14 (7483)

**Pin=250mW/Area Scan (81x81x1):** Interpolated grid: dx=1.200 mm, dy=1.200 mm  
Maximum value of SAR (interpolated) = 20.9 W/kg

**Pin=250mW/Zoom Scan (7x7x7)/Cube 0:** Measurement grid: dx=5mm, dy=5mm, dz=5mm  
Reference Value = 103.1 V/m; Power Drift = 0.15 dB  
Peak SAR (extrapolated) = 31.9 W/kg  
**SAR(1 g) = 15.2 W/kg; SAR(10 g) = 6.84 W/kg**  
Maximum value of SAR (measured) = 20.2 W/kg



0 dB = 20.2 W/kg = 13.05 dBW/kg

## System Check\_Head\_2600MHz

### DUT: D2600V2-1078

Communication System: CW; Frequency: 2600 MHz; Duty Cycle: 1:1

Medium: HSL\_2600\_200911 Medium parameters used:  $f = 2600$  MHz;  $\sigma = 1.968$  S/m;  $\epsilon_r = 38.191$ ;  $\rho = 1000$  kg/m<sup>3</sup>

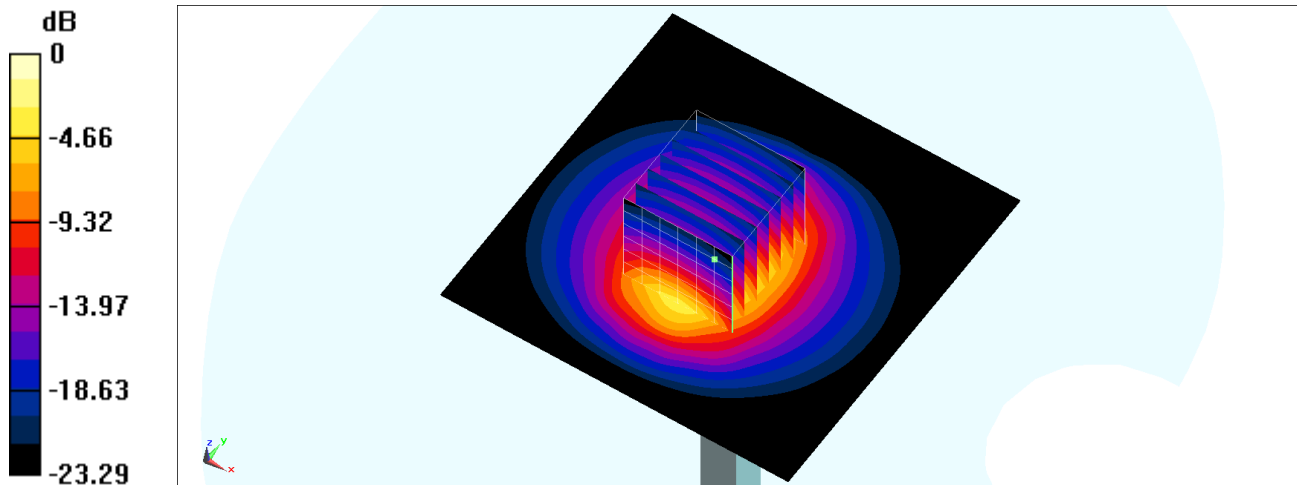
Ambient Temperature : 23.7 °C; Liquid Temperature : 22.7 °C

DASY5 Configuration:

- Probe: ES3DV3 - SN3071; ConvF(4.2, 4.2, 4.2) @ 2600 MHz; Calibrated: 2019/12/18
- Sensor-Surface: 3mm (Mechanical Surface Detection)
- Electronics: DAE4 Sn916; Calibrated: 2019/12/17
- Phantom: SAM\_Left; Type: QD000P40CD; Serial: TP:1684
- Measurement SW: DASY52, Version 52.10 (4); SEMCAD X Version 14.6.14 (7483)

**Pin=250mW/Area Scan (81x81x1):** Interpolated grid: dx=1.200 mm, dy=1.200 mm  
Maximum value of SAR (interpolated) = 21.2 W/kg

**Pin=250mW/Zoom Scan (7x7x7)/Cube 0:** Measurement grid: dx=5mm, dy=5mm, dz=5mm  
Reference Value = 103.1 V/m; Power Drift = 0.02 dB  
Peak SAR (extrapolated) = 32.3 W/kg  
**SAR(1 g) = 15.4 W/kg; SAR(10 g) = 6.94 W/kg**  
Maximum value of SAR (measured) = 20.5 W/kg



0 dB = 20.5 W/kg = 13.12 dBW/kg

## System Check\_Head\_3500MHz

### DUT: D3500V2-1014

Communication System: CW; Frequency: 3500 MHz; Duty Cycle: 1:1

Medium: HSL\_3500\_200911 Medium parameters used:  $f = 3500$  MHz;  $\sigma = 2.888$  S/m;  $\epsilon_r = 37.776$ ;  $\rho = 1000$  kg/m<sup>3</sup>

Ambient Temperature : 23.7 °C ; Liquid Temperature : 22.7 °C

DASY5 Configuration:

- Probe: EX3DV4 - SN3642; ConvF(6.6, 6.6, 6.6) @ 3500 MHz; Calibrated: 2020/4/29
- Sensor-Surface: 1.4mm (Mechanical Surface Detection)
- Electronics: DAE4 Sn376; Calibrated: 2019/12/6
- Phantom: SAM\_Right; Type: SAM; Serial: TP:1681
- Measurement SW: DASY52, Version 52.10 (4); SEMCAD X Version 14.6.14 (7483)

**Pin=100mW/Area Scan (71x71x1):** Interpolated grid: dx=1.200 mm, dy=1.200 mm

Maximum value of SAR (interpolated) = 12.3 W/kg

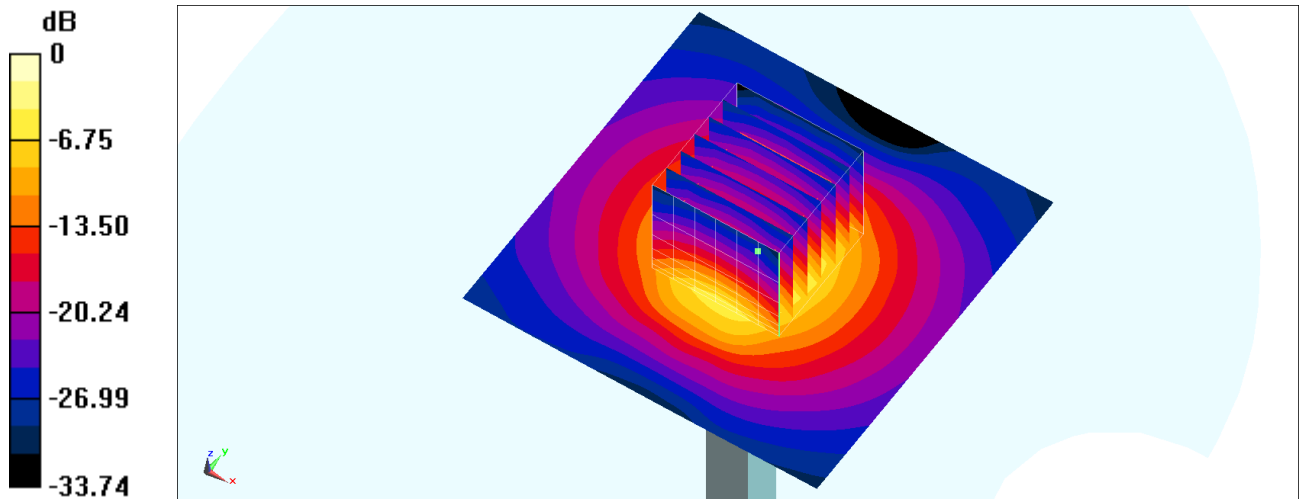
**Pin=100mW/Zoom Scan (7x7x7)/Cube 0:** Measurement grid: dx=5mm, dy=5mm, dz=1.4mm

Reference Value = 69.93 V/m; Power Drift = -0.06 dB

Peak SAR (extrapolated) = 17.4 W/kg

**SAR(1 g) = 6.34 W/kg; SAR(10 g) = 2.37 W/kg**

Maximum value of SAR (measured) = 12.6 W/kg



0 dB = 12.6 W/kg = 11.00 dBW/kg

## System Check\_Head\_3700MHz

### DUT: D3700V2-1006

Communication System: CW; Frequency: 3700 MHz; Duty Cycle: 1:1

Medium: HSL\_3700\_200906 Medium parameters used:  $f = 3700$  MHz;  $\sigma = 3.163$  S/m;  $\epsilon_r = 38.545$ ;  $\rho = 1000$  kg/m<sup>3</sup>

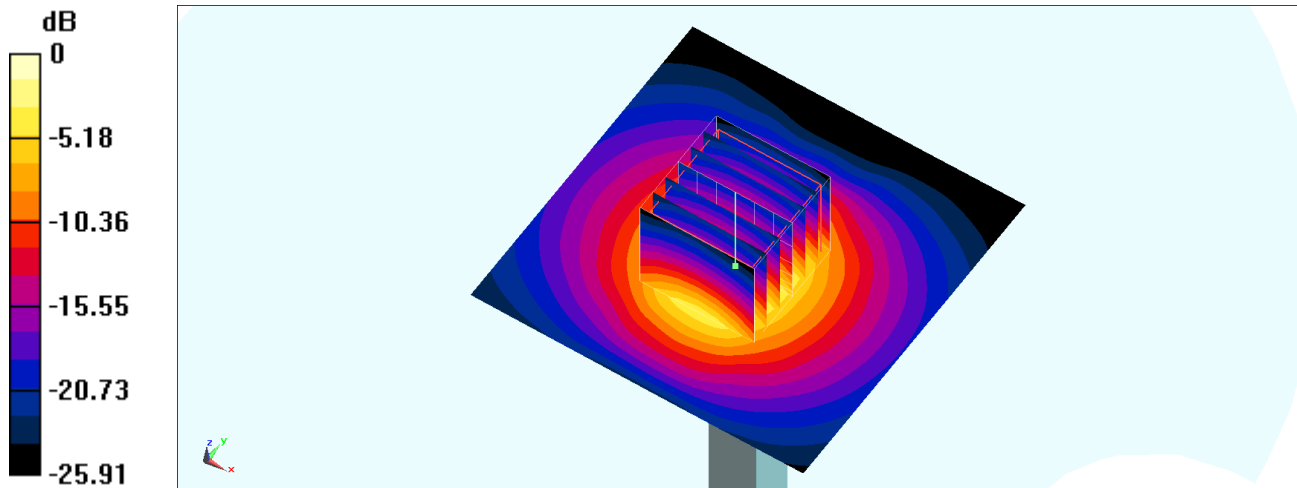
Ambient Temperature : 23.6 °C ; Liquid Temperature : 22.6 °C

DASY5 Configuration:

- Probe: EX3DV4 - SN3642; ConvF(6.45, 6.45, 6.45) @ 3700 MHz; Calibrated: 2020/4/29
- Sensor-Surface: 1.4mm (Mechanical Surface Detection)
- Electronics: DAE4 Sn376; Calibrated: 2019/12/6
- Phantom: SAM\_Right; Type: SAM; Serial: TP:1681
- Measurement SW: DASY52, Version 52.10 (4); SEMCAD X Version 14.6.14 (7483)

**Pin=100mW/Area Scan (71x71x1):** Interpolated grid: dx=1.000 mm, dy=1.000 mm  
Maximum value of SAR (interpolated) = 13.2 W/kg

**Pin=100mW/Zoom Scan (7x7x7)/Cube 0:** Measurement grid: dx=4mm, dy=4mm, dz=1.4mm  
Reference Value = 65.28 V/m; Power Drift = -0.04 dB  
Peak SAR (extrapolated) = 18.4 W/kg  
**SAR(1 g) = 6.48 W/kg; SAR(10 g) = 2.34 W/kg**  
Maximum value of SAR (measured) = 13.3 W/kg



0 dB = 13.3 W/kg = 11.24 dBW/kg