



# FCC RF Test Report

**APPLICANT** : Inseego Corp.  
**EQUIPMENT** : wireless device  
**BRAND NAME** : Inseego  
**MODEL NAME** : FX20003  
**FCC ID** : PKRISGFX20003  
**STANDARD** : 47 CFR Part 2, 22(H), 24(E), 27(L)  
**CLASSIFICATION** : PCS Licensed Transmitter Held to Ear (PCE)

The product was received on Aug. 28, 2020 and completely tested on Oct. 08, 2020. We, Sporton International (Kunshan) Inc., would like to declare that the tested sample has been evaluated in accordance with the procedures given in ANSI C63.26-2015 and shown compliance with the applicable technical standards.

The test results in this report apply exclusively to the tested model / sample. Without written approval of Sporton International (Kunshan) Inc., the test report shall not be reproduced except in full.

Jason Jia

Reviewed by: Jason Jia / Supervisor

James Huang

Approved by: James Huang / Manager



**Sporton International (Kunshan) Inc.**

No. 1098, Pengxi North Road, Kunshan Economic Development Zone Jiangsu Province 215300  
People's Republic of China



TABLE OF CONTENTS

REVISION HISTORY...3
SUMMARY OF TEST RESULT...4
1 GENERAL DESCRIPTION...6
1.1 Applicant...6
1.2 Manufacturer...6
1.3 Product Feature of Equipment Under Test...6
1.4 Product Specification of Equipment Under Test...7
1.5 Modification of EUT...7
1.6 Maximum ERP/EIRP Power...8
1.7 Testing Location...11
1.8 Test Software...11
1.9 Applicable Standards...11
2 TEST CONFIGURATION OF EQUIPMENT UNDER TEST...12
2.1 Test Mode...12
2.2 Connection Diagram of Test System...14
2.3 Support Unit used in test configuration and system...14
2.4 Frequency List of Low/Middle/High Channels...15
3 CONDUCTED TEST ITEMS...21
3.1 ERP/EIRP Power...21
4 RADIATED TEST ITEMS...22
4.1 Measuring Instruments...22
4.2 Test Setup...22
4.3 Test Result of Radiated Test...22
4.4 Radiated Spurious Emission...23
5 LIST OF MEASURING EQUIPMENT...24
6 UNCERTAINTY OF EVALUATION...25
APPENDIX A. TEST RESULTS OF CONDUCTED TEST
APPENDIX B. TEST RESULTS OF RADIATED TEST
APPENDIX C. TEST SETUP PHOTOGRAPHS





## SUMMARY OF TEST RESULT

Report Section	FCC Rule	Description	Limit	Result	Remark
3.4	§2.1046	Conducted Output Power	Reporting Only	PASS	1
	§22.913(a)(5)	Effective Radiated Power (Band 5) (Band 26)	ERP < 7 Watt	PASS	-
	§24.232(c)	Equivalent Isotropic Radiated Power (Band 2) (Band 25)	EIRP < 2Watt	PASS	-
	§27.50(d)(4)	Equivalent Isotropic Radiated Power (Band 4) (Band 66)	EIRP < 1Watt	PASS	-
3.5	§24.232(d)	Peak-to-Average Ratio	<13 dB	PASS	1
3.6	§2.1049	Occupied Bandwidth	Reporting Only	PASS	1
3.7	§2.1051 §22.917(a) §24.238(a) §27.53(h)	Conducted Band Edge Measurement (Band 2) (Band 4) (Band 5) (Band 25) (Band 26) (Band 66)	< 43+10log10(P[Watts])	PASS	1
3.8	§2.1051 §22.917(a) §24.238(a) §27.53(h)	Conducted Spurious Emission (Band 2) (Band 4) (Band 5) (Band 25) (Band 26) (Band 66)	< 43+10log10(P[Watts])	PASS	1
3.9	§2.1055 §22.355	Frequency Stability Temperature & Voltage	< 2.5 ppm for Part 22	PASS	1
	§2.1055 §24.235 §27.54		Within Authorized Band		



Report Section	FCC Rule	Description	Limit	Result	Remark
4.4	§2.1053 §22.917(a) §24.238(a) §27.53(h)	Radiated Spurious Emission (Band 2) (Band 4) (Band 5) (Band 25) (Band 26) (Band 66)	$< 43+10\log_{10}(P[\text{Watts}])$	PASS	Under limit 36.53 dB at 7020.000 MHz

**Note:**

1. The conducted test items of B26/B5/B25/B2/B66/B4 were leveraged from module RF report which can refer to Report No.FG090125B, and conducted test items of CA\_5B,66B,66C are referred to module RF report FG090125-01B.
2. The maximum power of host is lower than and very close to the module, therefore, we chose higher power of the module to calculate the ERP/EIRP and show in the report.

**Declaration of Conformity:**

The test results with all measurement uncertainty excluded are presented in accordance with the regulation limits or requirements declared by manufacturers.

**Comments and Explanations:**

The declared of product specification for EUT presented in the report are provided by the manufacturer, and the manufacturer takes all the responsibilities for the accuracy of product specification.



# 1 General Description

## 1.1 Applicant

Inseego Corp.  
9710 Scranton Road, Suite 200 San Diego, CA 92121

## 1.2 Manufacturer

MeiG Smart Technology Co., Ltd  
Floor 2, Office Building No.5, Lingxia Road, Fenghuang Community, Fuyong Street, Bao 'an District, Shenzhen

## 1.3 Product Feature of Equipment Under Test

Product Feature	
Equipment	wireless device
Brand Name	Inseego
Model Name	FX20003
FCC ID	PKRISGFX20003
EUT supports Radios application	WCDMA/LTE/5G NR/GNSS WLAN 2.4GHz 802.11b/g/n HT20/HT40 WLAN 2.4GHz 802.11ax HE20/HE40 WLAN 5GHz 802.11a/n HT20/HT40 WLAN 5GHz 802.11ac VHT20/VHT40/VHT80 WLAN 5GHz 802.11ax HE20/HE40/HE80
IMEI Code	Radiation: 990016670003415
HW Version	Rev1
SW Version	1
EUT Stage	Identical Prototype

**Remark:**This product installed a RF module (Brand Name: Inseego, Model Name: MD2000) during the test, the conducted test results of B26/B5/B25/B2/B66/B4 are referred to module RF report FG090125B, and conducted test results of CA\_5B,66B,66C are referred to module RF report FG090125-01B.



### 1.4 Product Specification of Equipment Under Test

Standards-related Product Specification	
<b>Tx Frequency</b>	LTE Band 2 : 1850.7 MHz ~ 1909.3 MHz LTE Band 4 : 1710.7 MHz ~ 1754.3 MHz LTE Band 5 : 824.7 MHz ~ 848.3 MHz LTE Band 25 : 1850.7MHz ~ 1914.3 MHz LTE Band 26 : 824.7MHz ~ 848.3 MHz LTE Band 66 : 1710.7 MHz ~ 1779.3 MHz
<b>Rx Frequency</b>	LTE Band 2 : 1930.7 MHz ~ 1989.3 MHz LTE Band 4 : 2110.7 MHz ~ 2154.3 MHz LTE Band 5 : 869.7 MHz ~ 893.3 MHz LTE Band 25 : 1930.7MHz ~ 1994.3 MHz LTE Band 26 : 869.7MHz ~ 893.3MHz LTE Band 66 : 2110.7 MHz~ 2199.3 MHz
<b>Bandwidth</b>	LTE Band 2 : 1.4MHz / 3MHz / 5MHz / 10MHz / 15MHz / 20MHz LTE Band 4 : 1.4MHz / 3MHz / 5MHz / 10MHz / 15MHz / 20MHz LTE Band 5 : 1.4MHz / 3MHz / 5MHz / 10MHz LTE Band 25 : 1.4MHz / 3MHz / 5MHz / 10MHz / 15MHz / 20MHz LTE Band 26 : 1.4MHz / 3MHz / 5MHz / 10MHz / 15MHz LTE Band 66 : 1.4MHz / 3MHz / 5MHz / 10MHz / 15MHz / 20MHz
<b>Antenna Gain</b>	LTE Band 2 : 3.4 dBi LTE Band 4 : 3.8 dBi LTE Band 5 : 1.7 dBi LTE Band 25 : 3.4 dBi LTE Band 26 : 1.7 dBi LTE Band 66 : 4.3 dBi
<b>Type of Modulation</b>	QPSK / 16QAM / 64QAM / 256 QAM

### 1.5 Modification of EUT

No modifications are made to the EUT during all test items.



### 1.6 Maximum ERP/EIRP Power

LTE Band 2		QPSK	16QAM	64QAM	256QAM
BW (MHz)	Frequency Range (MHz)	Maximum EIRP(W)	Maximum EIRP(W)	Maximum EIRP(W)	Maximum EIRP(W)
1.4	1850.7 ~ 1909.3	0.5458	0.4305	0.3388	0.1791
3	1851.5 ~ 1908.5	0.5470	0.4295	0.3443	0.1803
5	1852.5 ~ 1907.5	0.5458	0.4295	0.3451	0.1762
10	1855.0 ~ 1905.0	0.5483	0.4285	0.3396	0.1758
15	1857.5 ~ 1902.5	0.5383	0.4285	0.3436	0.1782
20	1860.0 ~ 1900.0	0.5483	0.4325	0.3459	0.1710
LTE Band 25		QPSK	16QAM	64QAM	256QAM
BW (MHz)	Frequency Range (MHz)	Maximum EIRP(W)	Maximum EIRP(W)	Maximum EIRP(W)	Maximum EIRP(W)
1.4	1850.7 ~ 1914.3	0.5458	0.4305	0.3388	0.1791
3	1851.5 ~ 1913.5	0.5470	0.4295	0.3443	0.1803
5	1852.5 ~ 1912.5	0.5458	0.4295	0.3451	0.1762
10	1855.0 ~ 1910.0	0.5483	0.4285	0.3396	0.1758
15	1857.5 ~ 1907.5	0.5383	0.4285	0.3436	0.1782
20	1860.0 ~ 1905.0	0.5483	0.4325	0.3459	0.1710





LTE Band 4		QPSK	16QAM	64QAM	256QAM
BW (MHz)	Frequency Range (MHz)	Maximum EIRP(W)	Maximum EIRP(W)	Maximum EIRP(W)	Maximum EIRP(W)
1.4	1710.7 ~ 1754.3	0.6486	0.5321	0.4178	0.2286
3	1711.5 ~ 1753.5	0.6501	0.5297	0.4188	0.2244
5	1712.5 ~ 1752.5	0.6442	0.5297	0.4188	0.2234
10	1715.0 ~ 1750.0	0.6501	0.5309	0.4169	0.2198
15	1717.5 ~ 1747.5	0.6471	0.5258	0.4217	0.2270
20	1720.0 ~ 1745.0	0.6531	0.5358	0.4217	0.2234
LTE Band 66		QPSK	16QAM	64QAM	256QAM
BW (MHz)	Frequency Range (MHz)	Maximum EIRP(W)	Maximum EIRP(W)	Maximum EIRP(W)	Maximum EIRP(W)
1.4	1710.7 ~ 1779.3	0.6486	0.5321	0.4178	0.2286
3	1711.5 ~ 1778.5	0.6501	0.5297	0.4188	0.2244
5	1712.5 ~ 1777.5	0.6442	0.5297	0.4188	0.2234
10	1715.0 ~ 1775.0	0.6501	0.5309	0.4169	0.2198
15	1717.5 ~ 1772.5	0.6471	0.5258	0.4217	0.2270
20	1720.0 ~ 1770.0	0.6531	0.5358	0.4217	0.2234

LTE Band 5		QPSK	16QAM	64QAM	256QAM
BW (MHz)	Frequency Range (MHz)	Maximum EIRP(W)	Maximum EIRP(W)	Maximum EIRP(W)	Maximum EIRP(W)
1.4	824.7 ~ 848.3	0.2128	0.1782	0.1340	0.0671
3	825.5 ~ 847.5	0.2148	0.1774	0.1409	0.0671
5	826.5 ~ 846.5	0.2153	0.1782	0.1390	0.0682
10	829.0 ~ 844.0	0.2153	0.1786	0.1403	0.0684
LTE Band 26		QPSK	16QAM	64QAM	256QAM
BW (MHz)	Frequency Range (MHz)	Maximum EIRP(W)	Maximum EIRP(W)	Maximum EIRP(W)	Maximum EIRP(W)
1.4	824.7 ~ 848.3	0.2128	0.1782	0.1340	0.0671
3	825.5 ~ 847.5	0.2148	0.1774	0.1409	0.0671
5	826.5 ~ 846.5	0.2153	0.1782	0.1390	0.0682
10	829.0 ~ 844.0	0.2153	0.1786	0.1403	0.0684
15	831.5 ~ 841.5	0.2158	0.1786	0.1355	0.0684
CH26765	821.5	0.2173	0.1799	0.1365	0.0689



LTE Band 5B_CA	QPSK	16QAM	64QAM	256QAM
BW (MHz)	Maximum EIRP(W)	Maximum EIRP(W)	Maximum EIRP(W)	Maximum EIRP(W)
5MHz+10MHz	0.3451	0.3319	0.2128	0.1265
10MHz+5MHz	0.3524	0.3327	0.2032	0.1233
10MHz+10MHz	0.3062	0.2742	0.2109	0.1050
LTE Band 66B_CA	QPSK	16QAM	64QAM	256QAM
BW (MHz)	Maximum EIRP(W)	Maximum EIRP(W)	Maximum EIRP(W)	Maximum EIRP(W)
5MHz+5MHz	0.6427	0.6166	0.4875	0.2328
5MHz+10MHz	0.6471	0.6138	0.4831	0.2570
10MHz+5MHz	0.6427	0.5649	0.4315	0.2133
5MHz+15MHz	0.6209	0.5834	0.4027	0.2153
15MHz+5MHz	0.6324	0.5794	0.4395	0.2113
10MHz+10MHz	0.6397	0.5200	0.4074	0.2061
LTE Band 66C_CA	QPSK	16QAM	64QAM	256QAM
BW (MHz)	Maximum EIRP(W)	Maximum EIRP(W)	Maximum EIRP(W)	Maximum EIRP(W)
15MHz+15MHz	0.5610	0.5082	0.3664	0.2004
10MHz+15MHz	0.5998	0.5333	0.4102	0.2104
15MHz+10MHz	0.5902	0.5470	0.3926	0.1986
5MHz+20MHz	0.5702	0.5093	0.3724	0.1905
20MHz+5MHz	0.5902	0.5224	0.3673	0.2168
10MHz+20MHz	0.5768	0.5370	0.4276	0.1945
20MHz+10MHz	0.5888	0.5521	0.3999	0.2070
15MHz+20MHz	0.6138	0.5929	0.3981	0.2168
20MHz+15MHz	0.5689	0.5164	0.3899	0.2037
20MHz+20MHz	0.5861	0.5058	0.3936	0.1959

Note:

1. LTE Band 26 overlaps the entire frequency range of LTE Band 5. Therefore, the test results provided in this report covers Band 5 and the portion of Band 26 subject to Part 22.
2. LTE Band 66 overlaps the entire frequency range of LTE Band 4. Therefore, the test results provided in this report covers Band 66 as well as Band 4.
3. LTE Band 25 overlaps the entire frequency range of LTE Band 2. Therefore, the test results provided in this report covers Band 25 as well as Band 2.



### 1.7 Testing Location

#### <FCC>-KS

Sporton International (Kunshan) Inc. is accredited to ISO/IEC 17025:2017 by American Association for Laboratory Accreditation with Certificate Number 5145.02.

<b>Test Firm</b>	Sporton International (Kunshan) Inc.		
<b>Test Site Location</b>	No. 1098, Pengxi North Road, Kunshan Economic Development Zone Jiangsu Province 215300 People's Republic of China TEL : +86-512-57900158 FAX : +86-512-57900958		
<b>Test Site No.</b>	<b>Sporton Site No.</b>	<b>FCC Designation No.</b>	<b>FCC Test Firm Registration No.</b>
	03CH04-KS TH01-KS	CN1257	314309

### 1.8 Test Software

Item	Site	Manufacture	Name	Version
1.	03CH04-KS	AUDIX	E3	6.2009-8-24a

### 1.9 Applicable Standards

According to the specifications of the manufacturer, the EUT must comply with the requirements of the following standards:

- ♦ 47 CFR Part 2, 22(H), 24(E), 27(L)
- ♦ ANSI C63.26-2015
- ♦ FCC KDB 971168 D01 Power Meas License Digital Systems v03r01
- ♦ FCC KDB 412172 D01 Determining ERP and EIRP v01r01

#### Remark:

1. All test items were verified and recorded according to the standards and without any deviation during the test.
2. This EUT has also been tested and complied with the requirements of FCC Part 15, Subpart B, recorded in a separate test report.



## 2 Test Configuration of Equipment Under Test

### 2.1 Test Mode

Antenna port conducted and radiated test items listed below are performed according to KDB 971168 D01 Power Meas License Digital Systems v03r01 with maximum output power.

Radiated measurements are performed by rotating the EUT in three different orthogonal test planes to find the maximum emission.

Test Items	Band	Bandwidth (MHz)						Modulation				RB #			Test Channel		
		1.4	3	5	10	15	20	QPSK	16QAM	64QAM	256QAM	1	Half	Full	L	M	H
E.R.P / E.I.R.P	2	v	v	v	v	v	v	v	v	v	v	v			v	v	v
	4	v	v	v	v	v	v	v	v	v	v	v			v	v	v
	5	v	v	v	v	-	-	v	v	v	v	v			v	v	v
	25	v	v	v	v	v	v	v	v	v	v	v			v	v	v
	26	v	v	v	v	v	-	v	v	v	v	v			v	v	v
	66	v	v	v	v	v	v	v	v	v	v	v			v	v	v
Radiated Spurious Emission	2	Worst Case													v	v	v
	4	Worst Case													v	v	v
	5	Worst Case													v	v	v
	25	Worst Case													v	v	v
	26	Worst Case													v	v	v
	66	Worst Case													v	v	v
Note	<ol style="list-style-type: none"> <li>The mark "v" means that this configuration is chosen for testing</li> <li>The mark "-" means that this bandwidth is not supported.</li> <li>The device is investigated from 30MHz to 10 times of fundamental signal for radiated spurious emission test under different RB size/offset and modulations in exploratory test. Subsequently, only the worst case emissions are reported.</li> <li>LTE Band 26 overlaps the entire frequency range of LTE Band 5. Therefore, the test results provided in this report covers Band 5 and the portion of Band 26 subject to Part 22.</li> <li>LTE Band 66 overlaps the entire frequency range of LTE Band 4. Therefore, the test results provided in this report covers Band 66 as well as Band 4.</li> <li>LTE Band 25 overlaps the entire frequency range of LTE Band 2. Therefore, the test results provided in this report covers Band 25 as well as Band 2.</li> </ol>																

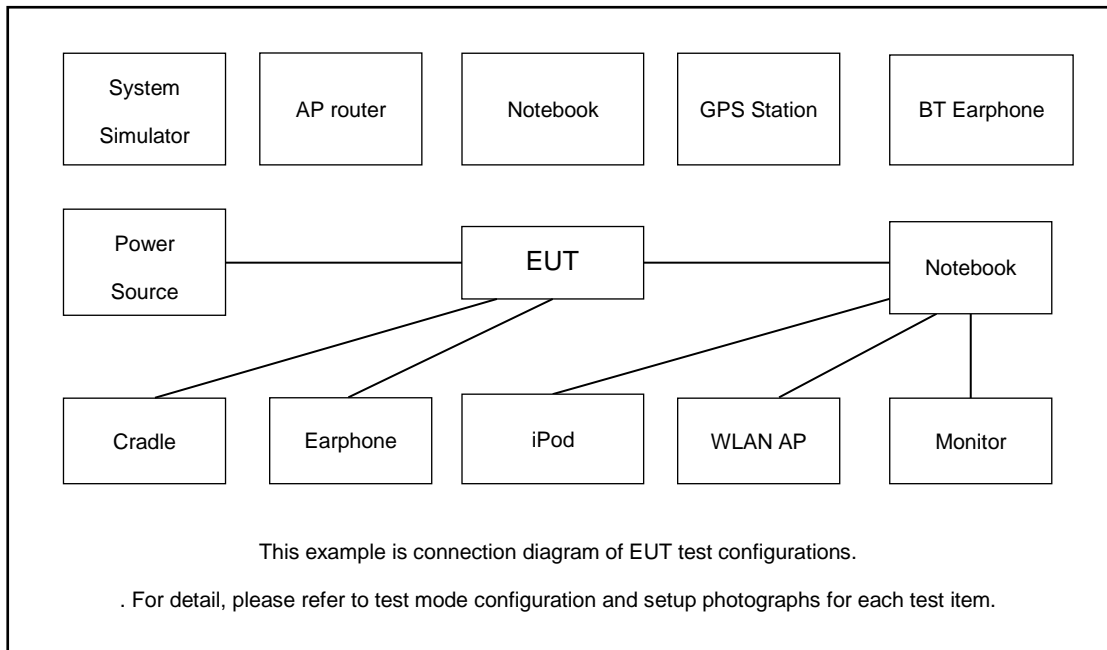


Test Items	Band	Bandwidth (MHz)			Modulation				RB #			Test Channel		
		5+10	10+5	10+10	QPSK	16QAM	64QAM	256QAM	1	Half	Full	L	M	H
E.I.R.P.	5B_CA	v	v	v	v	v	v	v	v			v	v	v
Radiated Spurious Emission	5B_CA	Worst Case											v	
Note	1. The mark "v" means that this configuration is chosen for testing 2. The mark "-" means that this bandwidth is not supported. 3. The device is investigated from 30MHz to 10 times of fundamental signal for radiated spurious emission test under different RB size/offset and modulations in exploratory test. Subsequently, only the worst case emissions are reported.													

Test Items	Band	Bandwidth (MHz)										Modulation				RB #			Test Channel		
		20+20	20+15	15+20	20+10	10+20	20+5	5+20	15+15	15+10	10+15	QPSK	16QAM	64QAM	256QAM	1	Half	Full	L	M	H
E.I.R.P.	66C_CA	v	v	v	v	v	v	v	v	v	v	v	v	v	v				v	v	v
Radiated Spurious Emission	66C_CA	Worst Case																		v	
Note	4. The mark "v" means that this configuration is chosen for testing 5. The mark "-" means that this bandwidth is not supported. 6. The device is investigated from 30MHz to 10 times of fundamental signal for radiated spurious emission test under different RB size/offset and modulations in exploratory test. Subsequently, only the worst case emissions are reported.																				

Test Items	Band	Bandwidth (MHz)						Modulation				RB #			Test Channel				
		5+5	5+10	5+15	10+10	10+5	15+5	QPSK	16QAM	64QAM	256QAM	1	Half	Full	L	M	H		
E.I.R.P.	66B_CA	v	v	v	v	v	v	v	v	v	v	v			v	v	v		
Radiated Spurious Emission	66B_CA	Worst Case																v	
Note	1. The mark "v" means that this configuration is chosen for testing 2. The mark "-" means that this bandwidth is not supported. 3. The device is investigated from 30MHz to 10 times of fundamental signal for radiated spurious emission test under different RB size/offset and modulations in exploratory test. Subsequently, only the worst case emissions are reported.																		

## 2.2 Connection Diagram of Test System



## 2.3 Support Unit used in test configuration and system

Item	Equipment	Trade Name	Model No.	FCC ID	Data Cable	Power Cord
1.	Power Supply	GWINSTEK	PSS-2002	N/A	N/A	Unshielded, 1.8 m
2.	LTE Base Station	Anritsu	MT8820C	N/A	N/A	Unshielded, 1.8 m
3.	Fixture	INTEL	NGFF Card Carrier	N/A	N/A	N/A



### 2.4 Frequency List of Low/Middle/High Channels

LTE Band 2 Channel and Frequency List				
BW [MHz]	Channel/Frequency(MHz)	Lowest	Middle	Highest
20	Channel	18700	18900	19100
	Frequency	1860	1880	1900
15	Channel	18675	18900	19125
	Frequency	1857.5	1880	1902.5
10	Channel	18650	18900	19150
	Frequency	1855	1880	1905
5	Channel	18625	18900	19175
	Frequency	1852.5	1880	1907.5
3	Channel	18615	18900	19185
	Frequency	1851.5	1880	1908.5
1.4	Channel	18607	18900	19193
	Frequency	1850.7	1880	1909.3

LTE Band 4 Channel and Frequency List				
BW [MHz]	Channel/Frequency(MHz)	Lowest	Middle	Highest
20	Channel	20050	20175	20300
	Frequency	1720	1732.5	1745
15	Channel	20025	20175	20325
	Frequency	1717.5	1732.5	1747.5
10	Channel	20000	20175	20350
	Frequency	1715	1732.5	1750
5	Channel	19975	20175	20375
	Frequency	1712.5	1732.5	1752.5
3	Channel	19965	20175	20385
	Frequency	1711.5	1732.5	1753.5
1.4	Channel	19957	20175	20393
	Frequency	1710.7	1732.5	1754.3



LTE Band 5 Channel and Frequency List				
BW [MHz]	Channel/Frequency(MHz)	Lowest	Middle	Highest
10	Channel	20450	20525	20600
	Frequency	829	836.5	844
5	Channel	20425	20525	20625
	Frequency	826.5	836.5	846.5
3	Channel	20415	20525	20635
	Frequency	825.5	836.5	847.5
1.4	Channel	20407	20525	20643
	Frequency	824.7	836.5	848.3

LTE Band 25 Channel and Frequency List				
BW [MHz]	Channel/Frequency(MHz)	Lowest	Middle	Highest
20	Channel	26140	26340	26590
	Frequency	1860	1880	1905
15	Channel	26115	26340	26615
	Frequency	1857.5	1880	1907.5
10	Channel	26090	26340	26640
	Frequency	1855	1880	1910
5	Channel	26065	26340	26665
	Frequency	1852.5	1880	1912.5
3	Channel	26055	26340	26675
	Frequency	1851.5	1880	1913.5
1.4	Channel	26047	26340	26683
	Frequency	1850.7	1880	1914.3





LTE Band 26 Channel and Frequency List				
BW [MHz]	Channel/Frequency(MHz)	Lowest	Middle	Highest
15	Channel	26865	26915	26965
	Frequency	831.5	836.5	841.5
10	Channel	26840	26915	26990
	Frequency	829	836.5	844
5	Channel	26815	26915	27015
	Frequency	826.5	836.5	846.5
3	Channel	26805	26915	27025
	Frequency	825.5	836.5	847.5
1.4	Channel	26797	26915	27033
	Frequency	824.7	836.5	848.3

LTE Band 66 Channel and Frequency List				
BW [MHz]	Channel/Frequency(MHz)	Lowest	Middle	Highest
20	Channel	132072	132322	132572
	Frequency	1720	1745	1770
15	Channel	132047	132322	132597
	Frequency	1717.5	1745	1772.5
10	Channel	132022	132322	132622
	Frequency	1715	1745	1775
5	Channel	131997	132322	132647
	Frequency	1712.5	1745	1777.5
3	Channel	131987	132322	132657
	Frequency	1711.5	1745	1778.5
1.4	Channel	131979	132322	132665
	Frequency	1710.7	1745	1779.3



LTE Band 5B_CA Channel and Frequency List					
BW [MHz]	Channel/Frequency(MHz)		Lowest	Middle	Highest
5 + 10	PCC	Channel	20428	20478	20528
		Frequency	826.8	831.8	836.8
	SCC	Channel	20500	20550	20600
		Frequency	834	839	844
10 + 5	PCC	Channel	20450	20500	20550
		Frequency	829	834	839
	SCC	Channel	20522	20572	20622
		Frequency	836.2	841.2	846.2
10 + 10	PCC	Channel	20450	20476	20501
		Frequency	829	831.6	834.1
	SCC	Channel	20549	20575	20600
		Frequency	838.9	841.5	844



LTE Band 66C_CA Channel and Frequency List					
BW [MHz]	Channel/Frequency(MHz)		Lowest	Middle	Highest
10 + 15	PCC	Channel	132025	132351	132477
		Frequency	1715.3	1747.9	1760.5
	SCC	Channel	132145	132471	132597
		Frequency	1727.3	1759.9	1772.5
15 + 10	PCC	Channel	132047	132373	132499
		Frequency	1717.5	1750.1	1762.7
	SCC	Channel	132167	132493	132619
		Frequency	1729.5	1762.1	1774.7
10 + 20	PCC	Channel	132027	132328	132428
		Frequency	1715.5	1745.6	1755.6
	SCC	Channel	132171	132472	132572
		Frequency	1729.9	1760	1770
20 + 10	PCC	Channel	132072	132373	132473
		Frequency	1720	1750.1	1760.1
	SCC	Channel	132216	132517	132617
		Frequency	1734.4	1764.5	1774.5
15 + 15	PCC	Channel	132047	132347	132447
		Frequency	1717.5	1747.5	1757.5
	SCC	Channel	132197	132497	132597
		Frequency	1732.5	1762.5	1772.5
15 + 20	PCC	Channel	132050	132325	132401
		Frequency	1717.8	1745.3	1752.9
	SCC	Channel	132221	132496	132572
		Frequency	1734.9	1762.4	1770
20 + 15	PCC	Channel	132072	132348	132423
		Frequency	1720	1747.6	1755.1
	SCC	Channel	132243	132519	132594
		Frequency	1737.1	1764.7	1772.2
20 + 5	PCC	Channel	132072	132397	132522
		Frequency	1720	1752.5	1765
	SCC	Channel	132189	132514	132639
		Frequency	1731.7	1764.2	1776.7
5 + 20	PCC	Channel	132005	132330	132455



	SCC	Frequency	1713.3	1745.8	1758.3
		Channel	132122	132447	132572
20 + 20	PCC	Frequency	1725	1757.5	1770
		Channel	132072	132323	132374
	SCC	Frequency	1720	1745.1	1750.2
		Channel	132270	132521	132572
	SCC	Frequency	1739.8	1764.9	1770
		Channel			

LTE Band 66B_CA Channel and Frequency List					
BW [MHz]		Channel/Frequency(MHz)	Lowest	Middle	Highest
5 + 5	PCC	Channel	131997	132398	132599
		Frequency	1712.5	1752.6	1772.7
	SCC	Channel	132045	132446	132647
		Frequency	1717.3	1757.4	1777.5
5 + 10	PCC	Channel	132000	132375	132550
		Frequency	1712.8	1750.3	1767.8
	SCC	Channel	132072	132447	132622
		Frequency	1720	1757.5	1775
10 + 5	PCC	Channel	132022	132397	132572
		Frequency	1715	1752.5	1770
	SCC	Channel	132094	132469	132644
		Frequency	1722.2	1759.7	1777.2
5 + 15	PCC	Channel	132002	132353	132504
		Frequency	1713	1748.1	1763.2
	SCC	Channel	132095	132446	132597
		Frequency	1722.3	1757.4	1772.5
15 + 5	PCC	Channel	132047	132398	132549
		Frequency	1717.5	1752.6	1767.7
	SCC	Channel	132140	132491	132642
		Frequency	1726.8	1761.9	1777
10 + 10	PCC	Channel	132022	132373	132523
		Frequency	1715	1750.1	1765.1
	SCC	Channel	132121	132472	132622
		Frequency	1724.9	1760	1775



### 3 Conducted Test Items

#### 3.1 ERP/EIRP Power

##### 3.1.1 Description of the ERP/EIRP Measurement

A system simulator was used to establish communication with the EUT. Its parameters were set to force the EUT transmitting at maximum output power. The measured power in the radio frequency on the transmitter output terminals shall be reported.

The ERP of mobile transmitters must not exceed 7 Watts for LTE Band 5 and Band 26.

The EIRP of mobile transmitters must not exceed 2 Watts for LTE Band 2 and Band 25

The EIRP of mobile transmitters must not exceed 1 Watts for LTE Band 4 and Band 66.

According to KDB 412172 D01 Power Approach,

$EIRP = P_T + G_T - L_C$ ,  $ERP = EIRP - 2.15$ , where

$P_T$  = transmitter output power in dBm

$G_T$  = gain of the transmitting antenna in dBi

$L_C$  = signal attenuation in the connecting cable between the transmitter and antenna in dB

##### 3.1.2 Test Procedures

1. The testing follows ANSI C63.26 Section 5.2
2. The transmitter output port was connected to the system simulator.
3. Set EUT at maximum power through the system simulator.
4. Select lowest, middle, and highest channels for each band and different modulation.
5. Measure and record the power level from the system simulator.

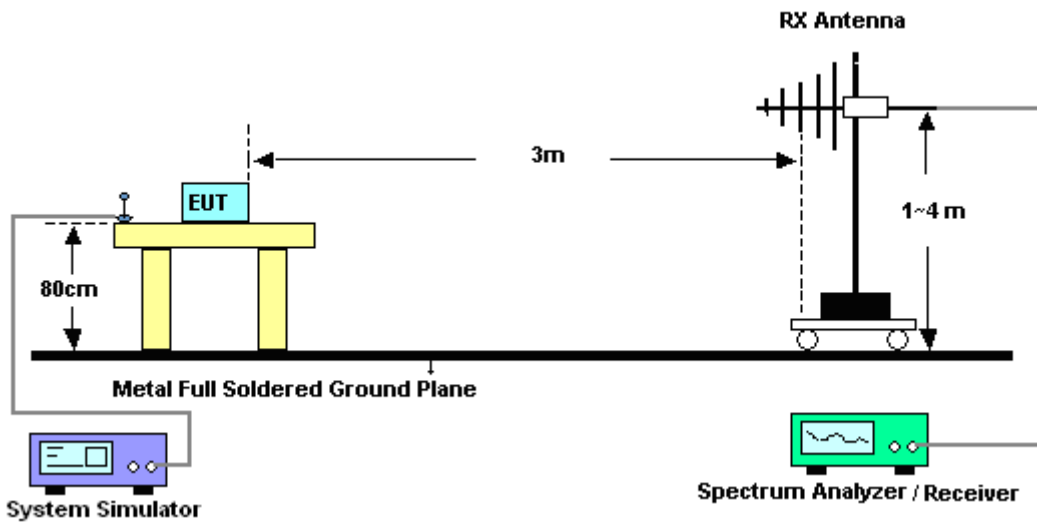
## 4 Radiated Test Items

### 4.1 Measuring Instruments

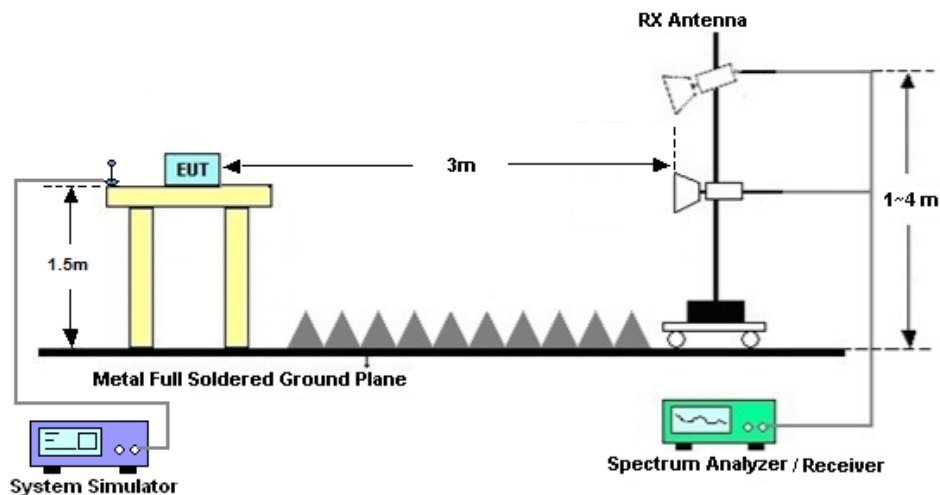
See list of measuring instruments of this test report.

### 4.2 Test Setup

#### 4.2.1 For radiated test from 30MHz to 1GHz



#### 4.2.2 For radiated test above 1GHz



### 4.3 Test Result of Radiated Test

Please refer to Appendix B.



## 4.4 Radiated Spurious Emission

### 4.4.1 Description of Radiated Spurious Emission

The radiated spurious emission was measured by substitution method according to ANSI C63.26. The power of any emission outside of the authorized operating frequency ranges must be attenuated below the transmitter power (P) by a factor of at least  $43 + 10 \log (P)$  dB.

The spectrum is scanned from 30 MHz up to a frequency including its 10th harmonic.

### 4.4.2 Test Procedures

1. The testing follows ANSI C63.26 Section 5.5
2. The EUT was placed on a turntable with 0.8 meter height for frequency below 1GHz and 1.5 meter height for frequency above 1GHz respectively above ground.
3. The EUT was set 3 meters from the receiving antenna mounted on the antenna tower.
4. The table was rotated 360 degrees to determine the position of the highest spurious emission.
5. The height of the receiving antenna is varied between 1m to 4m to search the maximum spurious emission for both horizontal and vertical polarizations.
6. During the measurement, the system simulator parameters were set to force the EUT transmitting at maximum output power.
7. Make the measurement with the spectrum analyzer's RBW = 1MHz, VBW = 3MHz, taking the record of maximum spurious emission.
8. A horn antenna was substituted in place of the EUT and was driven by a signal generator.
9. Tune the output power of signal generator to the same emission level with EUT maximum spurious emission.
10.  $EIRP \text{ (dBm)} = S.G. \text{ Power} - Tx \text{ Cable Loss} + Tx \text{ Antenna Gain}$
11.  $ERP \text{ (dBm)} = EIRP - 2.15$
12. The RF fundamental frequency should be excluded against the limit line in the operating frequency band.

The limit line is derived from  $43 + 10\log(P)$ dB below the transmitter power P(Watts)  
=  $P(W) - [43 + 10\log(P)]$  (dB)  
=  $[30 + 10\log(P)]$  (dBm) -  $[43 + 10\log(P)]$  (dB)  
= -13dBm.



## 5 List of Measuring Equipment

Instrument	Manufacturer	Model No.	Serial No.	Characteristics	Calibration Date	Test Date	Due Date	Remark
EXA Spectrum Analyzer	Keysight	N9010A	MY55150244	10Hz-44G,MAX 30dB	Apr. 15, 2020	Oct. 08, 2020	Apr. 14, 2021	Radiation (03CH04-KS)
Bilog Antenna	TeseQ	CBL6111D	49922	30MHz-1GHz	Jan. 03, 2020	Oct. 08, 2020	Jan. 02, 2021	Radiation (03CH04-KS)
Horn Antenna	Schwarzbeck	BBHA9120D	1356	1GHz~18GHz	Apr. 20, 2020	Oct. 08, 2020	Apr. 19, 2021	Radiation (03CH04-KS)
SHF-EHF Horn	Com-power	AH-840	101115	18GHz~40GHz	Nov. 10, 2019	Oct. 08, 2020	Nov. 09, 2020	Radiation (03CH04-KS)
Amplifier	SONOMA	310N	187289	9KHz-1GHz	Jan. 03, 2020	Oct. 08, 2020	Jan. 02, 2021	Radiation (03CH04-KS)
Amplifier	MITEQ	EM18G40G GA	060728	18~40GHz	Jan. 08, 2020	Oct. 08, 2020	Jan. 07, 2021	Radiation (03CH04-KS)
high gain Amplifier	MITEQ	AMF-7D-00 101800-30-1 0P	2025788	1Ghz-18Ghz	Jan. 03, 2020	Oct. 08, 2020	Jan. 02, 2021	Radiation (03CH04-KS)
Amplifier	Keysight	83017A	MY57280106	500MHz~26.5GHz	Oct. 15, 2019	Oct. 08, 2020	Oct. 14, 2020	Radiation (03CH04-KS)
AC Power Source	Chroma	61601	F104090004	N/A	NCR	Oct. 08, 2020	NCR	Radiation (03CH04-KS)
Turn Table	ChamPro	EM 1000-T	060762-T	0~360 degree	NCR	Oct. 08, 2020	NCR	Radiation (03CH04-KS)
Antenna Mast	ChamPro	EM 1000-A	060762-A	1 m~4 m	NCR	Oct. 08, 2020	NCR	Radiation (03CH04-KS)

NCR: No Calibration Required





## 6 Uncertainty of Evaluation

The measurement uncertainties shown below were calculated in accordance with the requirements of ANSI 63.26-2015. All the measurement uncertainty value were shown with a coverage K=2 to indicate 95% level of confidence. The measurement data show herein meets or exceeds the CISPR measurement uncertainty values specified in CISPR 16-4-2 and can be compared directly to specified limit to determine compliance.

### Uncertainty of Radiated Emission Measurement (30 MHz ~ 1000 MHz)

Measuring Uncertainty for a Level of Confidence of 95% (U = 2Uc(y))	3.3dB
---	-------

### Uncertainty of Radiated Emission Measurement (1 GHz ~ 40 GHz)

Measuring Uncertainty for a Level of Confidence of 95% (U = 2Uc(y))	2.8dB
---	-------



## Appendix A. Test Results of Conducted Test

### ERP/EIRP

LTE Band 25 (GT - LC = 3.40 dB) QPSK									
Bandwidth	1.4M			3M			5M		
Channel	26407	26340	26683	26055	26340	26675	26065	26340	26665
	(Low)	(Mid)	(High)	(Low)	(Mid)	(High)	(Low)	(Mid)	(High)
Frequency	1850.7	1880	1914.3	1851.5	1880	1913.5	1852.5	1880	1912.5
(MHz)									
Conducted Power (dBm)	23.97	23.89	23.83	23.98	23.91	23.86	23.97	23.90	23.83
Conducted Power (Watts)	0.2495	0.2449	0.2415	0.2500	0.2460	0.2432	0.2495	0.2455	0.2415
EIRP(dBm)	27.37	27.29	27.23	27.38	27.31	27.26	27.37	27.30	27.23
EIRP(Watts)	0.5458	0.5358	0.5284	0.5470	0.5383	0.5321	0.5458	0.5370	0.5284

LTE Band 25 (GT - LC = 3.40 dB) QPSK									
Bandwidth	10M			15M			20M		
Channel	26090	26340	26640	26115	26340	26615	26140	26340	26590
	(Low)	(Mid)	(High)	(Low)	(Mid)	(High)	(Low)	(Mid)	(High)
Frequency	1855	1880	1910	1857.5	1880	1907.5	1860	1880	1905
(MHz)									
Conducted Power (dBm)	23.99	23.82	23.88	23.91	23.83	23.89	23.99	23.92	23.89
Conducted Power (Watts)	0.2506	0.2410	0.2443	0.2460	0.2415	0.2449	0.2506	0.2466	0.2449
EIRP(dBm)	27.39	27.22	27.28	27.31	27.23	27.29	27.39	27.32	27.29
EIRP(Watts)	0.5483	0.5272	0.5346	0.5383	0.5284	0.5358	0.5483	0.5395	0.5358



LTE Band 25 (GT - LC = 3.40 dB) 16QAM									
Bandwidth	1.4M			3M			5M		
Channel	26407	26340	26683	26055	26340	26675	26065	26340	26665
	(Low)	(Mid)	(High)	(Low)	(Mid)	(High)	(Low)	(Mid)	(High)
Frequency (MHz)	1850.7	1880	1914.3	1851.5	1880	1913.5	1852.5	1880	1912.5
Conducted Power (dBm)	22.94	22.80	22.79	22.93	22.79	22.82	22.93	22.84	22.81
Conducted Power (Watts)	0.1968	0.1905	0.1901	0.1963	0.1901	0.1914	0.1963	0.1923	0.1910
EIRP(dBm)	26.34	26.20	26.19	26.33	26.19	26.22	26.33	26.24	26.21
EIRP(Watts)	0.4305	0.4169	0.4159	0.4295	0.4159	0.4188	0.4295	0.4207	0.4178

LTE Band 25 (GT - LC = 3.40 dB) 16QAM									
Bandwidth	10M			15M			20M		
Channel	26090	26340	26640	26115	26340	26615	26140	26340	26590
	(Low)	(Mid)	(High)	(Low)	(Mid)	(High)	(Low)	(Mid)	(High)
Frequency (MHz)	1855	1880	1910	1857.5	1880	1907.5	1860	1880	1905
Conducted Power (dBm)	22.92	22.88	22.79	22.92	22.81	22.82	22.96	22.88	22.87
Conducted Power (Watts)	0.1959	0.1941	0.1901	0.1959	0.1910	0.1914	0.1977	0.1941	0.1936
EIRP(dBm)	26.32	26.28	26.19	26.32	26.21	26.22	26.36	26.28	26.27
EIRP(Watts)	0.4285	0.4246	0.4159	0.4285	0.4178	0.4188	0.4325	0.4246	0.4236



LTE Band 25 (GT - LC = 3.40 dB) 64QAM									
Bandwidth	1.4M			3M			5M		
Channel	26407	26340	26683	26055	26340	26675	26065	26340	26665
	(Low)	(Mid)	(High)	(Low)	(Mid)	(High)	(Low)	(Mid)	(High)
Frequency (MHz)	1850.7	1880	1914.3	1851.5	1880	1913.5	1852.5	1880	1912.5
Conducted Power (dBm)	21.90	21.79	21.79	21.97	21.73	21.82	21.98	21.83	21.79
Conducted Power (Watts)	0.1549	0.1510	0.1510	0.1574	0.1489	0.1521	0.1578	0.1524	0.1510
EIRP(dBm)	25.30	25.19	25.19	25.37	25.13	25.22	25.38	25.23	25.19
EIRP(Watts)	0.3388	0.3304	0.3304	0.3443	0.3258	0.3327	0.3451	0.3334	0.3304

LTE Band 25 (GT - LC = 3.40 dB) 64QAM									
Bandwidth	10M			15M			20M		
Channel	26090	26340	26640	26115	26340	26615	26140	26340	26590
	(Low)	(Mid)	(High)	(Low)	(Mid)	(High)	(Low)	(Mid)	(High)
Frequency (MHz)	1855	1880	1910	1857.5	1880	1907.5	1860	1880	1905
Conducted Power (dBm)	21.91	21.77	21.82	21.96	21.75	21.76	21.99	21.83	21.85
Conducted Power (Watts)	0.1552	0.1503	0.1521	0.1570	0.1496	0.1500	0.1581	0.1524	0.1531
EIRP(dBm)	25.31	25.17	25.22	25.36	25.15	25.16	25.39	25.23	25.25
EIRP(Watts)	0.3396	0.3289	0.3327	0.3436	0.3273	0.3281	0.3459	0.3334	0.3350



LTE Band 25 (GT - LC = 3.40 dB) 256QAM									
Bandwidth	1.4M			3M			5M		
Channel	26407	26340	26683	26055	26340	26675	26065	26340	26665
	(Low)	(Mid)	(High)	(Low)	(Mid)	(High)	(Low)	(Mid)	(High)
Frequency (MHz)	1850.7	1880	1914.3	1851.5	1880	1913.5	1852.5	1880	1912.5
Conducted Power (dBm)	18.97	18.66	19.13	19.16	18.90	18.62	18.62	18.56	19.06
Conducted Power (Watts)	0.0789	0.0735	0.0818	0.0824	0.0776	0.0728	0.0728	0.0718	0.0805
EIRP(dBm)	22.37	22.06	22.53	22.56	22.30	22.02	22.02	21.96	22.46
EIRP(Watts)	0.1726	0.1607	0.1791	0.1803	0.1698	0.1592	0.1592	0.1570	0.1762

LTE Band 25 (GT - LC = 3.40 dB) 256QAM									
Bandwidth	10M			15M			20M		
Channel	26090	26340	26640	26115	26340	26615	26140	26340	26590
	(Low)	(Mid)	(High)	(Low)	(Mid)	(High)	(Low)	(Mid)	(High)
Frequency (MHz)	1855	1880	1910	1857.5	1880	1907.5	1860	1880	1905
Conducted Power (dBm)	19.05	18.97	18.84	18.88	18.86	19.11	18.92	18.59	18.93
Conducted Power (Watts)	0.0804	0.0789	0.0766	0.0773	0.0769	0.0815	0.0780	0.0723	0.0782
EIRP(dBm)	22.45	22.37	22.24	22.28	22.26	22.51	22.32	21.99	22.33
EIRP(Watts)	0.1758	0.1726	0.1675	0.1690	0.1683	0.1782	0.1706	0.1581	0.1710



LTE Band 26 (GT - LC = 1.70 dB) QPSK									
Bandwidth	1.4M			3M			5M		
Channel	26797	26915	27033	26805	26915	27025	26815	26915	27015
	(Low)	(Mid)	(High)	(Low)	(Mid)	(High)	(Low)	(Mid)	(High)
Frequency	824.7	836.5	848.3	825.5	836.5	847.5	826.5	836.5	846.5
(MHz)									
Conducted Power (dBm)	23.73	23.53	23.33	23.77	23.49	23.47	23.78	23.58	23.51
Conducted Power (Watts)	0.2360	0.2254	0.2153	0.2382	0.2234	0.2223	0.2388	0.2280	0.2244
ERP(dBm)	23.28	23.08	22.88	23.32	23.04	23.02	23.33	23.13	23.06
ERP(Watts)	0.2128	0.2032	0.1941	0.2148	0.2014	0.2004	0.2153	0.2056	0.2023

LTE Band 26 (GT - LC = 1.70 dB) QPSK							
Bandwidth	10M			15M			15M
Channel	26840	26915	26990	26865	26915	26965	26765
	(Low)	(Mid)	(High)	(Low)	(Mid)	(High)	(Low)
Frequency	829	836.5	844	831.5	836.5	841.5	821.5
(MHz)							
Conducted Power (dBm)	23.78	23.58	23.60	23.79	23.56	23.49	23.82
Conducted Power (Watts)	0.2388	0.2280	0.2291	0.2393	0.2270	0.2234	0.2410
ERP(dBm)	23.33	23.13	23.15	23.34	23.11	23.04	23.37
ERP(Watts)	0.2153	0.2056	0.2065	0.2158	0.2046	0.2014	0.2173



LTE Band 26 (GT - LC = 1.70 dB) 16QAM									
Bandwidth	1.4M			3M			5M		
Channel	26797	26915	27033	26805	26915	27025	26815	26915	27015
	(Low)	(Mid)	(High)	(Low)	(Mid)	(High)	(Low)	(Mid)	(High)
Frequency	824.7	836.5	848.3	825.5	836.5	847.5	826.5	836.5	846.5
(MHz)									
Conducted Power (dBm)	22.96	22.80	22.68	22.92	22.94	22.79	22.96	22.78	22.85
Conducted Power (Watts)	0.1977	0.1905	0.1854	0.1959	0.1968	0.1901	0.1977	0.1897	0.1928
ERP(dBm)	22.51	22.35	22.23	22.47	22.49	22.34	22.51	22.33	22.40
ERP(Watts)	0.1782	0.1718	0.1671	0.1766	0.1774	0.1714	0.1782	0.1710	0.1738

LTE Band 26 (GT - LC = 1.70 dB) 16QAM							
Bandwidth	10M			15M			15M
Channel	26840	26915	26990	26865	26915	26965	26765
	(Low)	(Mid)	(High)	(Low)	(Mid)	(High)	(Low)
Frequency	829	836.5	844	831.5	836.5	841.5	821.5
(MHz)							
Conducted Power (dBm)	22.97	22.95	22.90	22.97	22.92	22.87	23.00
Conducted Power (Watts)	0.1982	0.1972	0.1950	0.1982	0.1959	0.1936	0.1995
ERP(dBm)	22.52	22.50	22.45	22.52	22.47	22.42	22.55
ERP(Watts)	0.1786	0.1778	0.1758	0.1786	0.1766	0.1746	0.1799



LTE Band 26 (GT - LC = 1.70 dB) 64QAM									
Bandwidth	1.4M			3M			5M		
Channel	26797	26915	27033	26805	26915	27025	26815	26915	27015
	(Low)	(Mid)	(High)	(Low)	(Mid)	(High)	(Low)	(Mid)	(High)
Frequency	824.7	836.5	848.3	825.5	836.5	847.5	826.5	836.5	846.5
(MHz)									
Conducted Power (dBm)	21.59	21.72	21.48	21.79	21.94	21.71	21.81	21.88	21.31
Conducted Power (Watts)	0.1442	0.1486	0.1406	0.1510	0.1563	0.1483	0.1517	0.1542	0.1352
ERP(dBm)	21.14	21.27	21.03	21.34	21.49	21.26	21.36	21.43	20.86
ERP(Watts)	0.1300	0.1340	0.1268	0.1361	0.1409	0.1337	0.1368	0.1390	0.1219

LTE Band 26 (GT - LC = 1.70 dB) 64QAM							
Bandwidth	10M			15M			15M
Channel	26840	26915	26990	26865	26915	26965	26765
	(Low)	(Mid)	(High)	(Low)	(Mid)	(High)	(Low)
Frequency	829	836.5	844	831.5	836.5	841.5	821.5
(MHz)							
Conducted Power (dBm)	21.92	21.81	21.57	21.77	21.54	21.74	21.80
Conducted Power (Watts)	0.1556	0.1517	0.1435	0.1503	0.1426	0.1493	0.1514
ERP(dBm)	21.47	21.36	21.12	21.32	21.09	21.29	21.35
ERP(Watts)	0.1403	0.1368	0.1294	0.1355	0.1285	0.1346	0.1365





LTE Band 26 (GT - LC = 1.70 dB) 256QAM									
Bandwidth	1.4M			3M			5M		
Channel	26797	26915	27033	26805	26915	27025	26815	26915	27015
	(Low)	(Mid)	(High)	(Low)	(Mid)	(High)	(Low)	(Mid)	(High)
Frequency	824.7	836.5	848.3	825.5	836.5	847.5	826.5	836.5	846.5
(MHz)									
Conducted Power (dBm)	18.72	18.60	18.54	18.72	18.63	18.63	18.79	18.58	18.63
Conducted Power (Watts)	0.0745	0.0724	0.0714	0.0745	0.0729	0.0729	0.0757	0.0721	0.0729
ERP(dBm)	18.27	18.15	18.09	18.27	18.18	18.18	18.34	18.13	18.18
ERP(Watts)	0.0671	0.0653	0.0644	0.0671	0.0658	0.0658	0.0682	0.0650	0.0658

LTE Band 26 (GT - LC = 1.70 dB) 256QAM							
Bandwidth	10M			15M			15M
Channel	26840	26915	26990	26865	26915	26965	26765
	(Low)	(Mid)	(High)	(Low)	(Mid)	(High)	(Low)
Frequency	829	836.5	844	831.5	836.5	841.5	821.5
(MHz)							
Conducted Power (dBm)	18.80	18.61	18.56	18.80	18.58	18.55	18.83
Conducted Power (Watts)	0.0759	0.0726	0.0718	0.0759	0.0721	0.0716	0.0764
ERP(dBm)	18.35	18.16	18.11	18.35	18.13	18.10	18.38
ERP(Watts)	0.0684	0.0655	0.0647	0.0684	0.0650	0.0646	0.0689



LTE Band 66 (GT - LC = 4.30 dB) QPSK									
Bandwidth	1.4M			3M			5M		
Channel	131979	132322	132665	131987	132322	132657	131997	132322	132647
	(Low)	(Mid)	(High)	(Low)	(Mid)	(High)	(Low)	(Mid)	(High)
Frequency (MHz)	1710.7	1745	1779.3	1711.5	1745	1778.5	1712.5	1745	1777.5
Conducted Power (dBm)	23.72	23.82	23.74	23.65	23.83	23.74	23.64	23.79	23.73
Conducted Power (Watts)	0.2355	0.2410	0.2366	0.2317	0.2415	0.2366	0.2312	0.2393	0.2360
EIRP(dBm)	28.02	28.12	28.04	27.95	28.13	28.04	27.94	28.09	28.03
EIRP(Watts)	0.6339	0.6486	0.6368	0.6237	0.6501	0.6368	0.6223	0.6442	0.6353

LTE Band 66 (GT - LC = 4.30 dB) QPSK									
Bandwidth	10M			15M			20M		
Channel	132022	132322	132622	132047	132322	132597	132072	132322	132572
	(Low)	(Mid)	(High)	(Low)	(Mid)	(High)	(Low)	(Mid)	(Mid)
Frequency (MHz)	1715	1745	1775	1717.5	1745	1772.5	1720	1745	1770
Conducted Power (dBm)	23.71	23.83	23.76	23.70	23.81	23.73	23.74	23.85	23.82
Conducted Power (Watts)	0.2350	0.2415	0.2377	0.2344	0.2404	0.2360	0.2366	0.2427	0.2410
EIRP(dBm)	28.01	28.13	28.06	28.00	28.11	28.03	28.04	28.15	28.12
EIRP(Watts)	0.6324	0.6501	0.6397	0.6310	0.6471	0.6353	0.6368	0.6531	0.6486



LTE Band 66 (GT - LC = 4.30 dB) 16QAM									
Bandwidth	1.4M			3M			5M		
Channel	131979	132322	132665	131987	132322	132657	131997	132322	132647
	(Low)	(Mid)	(High)	(Low)	(Mid)	(High)	(Low)	(Mid)	(High)
Frequency (MHz)	1710.7	1745	1779.3	1711.5	1745	1778.5	1712.5	1745	1777.5
Conducted Power (dBm)	22.70	22.96	22.79	22.69	22.94	22.77	22.79	22.91	22.94
Conducted Power (Watts)	0.1862	0.1977	0.1901	0.1858	0.1968	0.1892	0.1901	0.1954	0.1968
EIRP(dBm)	27.00	27.26	27.09	26.99	27.24	27.07	27.09	27.21	27.24
EIRP(Watts)	0.5012	0.5321	0.5117	0.5000	0.5297	0.5093	0.5117	0.5260	0.5297

LTE Band 66 (GT - LC = 4.30 dB) 16QAM									
Bandwidth	10M			15M			20M		
Channel	132022	132322	132622	132047	132322	132597	132072	132322	132572
	(Low)	(Mid)	(High)	(Low)	(Mid)	(High)	(Low)	(Mid)	(Mid)
Frequency (MHz)	1715	1745	1775	1717.5	1745	1772.5	1720	1745	1770
Conducted Power (dBm)	22.83	22.95	22.91	22.83	22.99	22.92	22.89	22.99	22.97
Conducted Power (Watts)	0.1919	0.1972	0.1954	0.1919	0.1991	0.1959	0.1945	0.1991	0.1982
EIRP(dBm)	27.13	27.25	27.21	27.13	27.29	27.22	27.19	27.29	27.27
EIRP(Watts)	0.5164	0.5309	0.5260	0.5164	0.5358	0.5272	0.5236	0.5358	0.5333



LTE Band 66 (GT - LC = 4.30 dB) 64QAM									
Bandwidth	1.4M			3M			5M		
Channel	131979	132322	132665	131987	132322	132657	131997	132322	132647
	(Low)	(Mid)	(High)	(Low)	(Mid)	(High)	(Low)	(Mid)	(High)
Frequency (MHz)	1710.7	1745	1779.3	1711.5	1745	1778.5	1712.5	1745	1777.5
Conducted Power (dBm)	21.91	21.83	21.74	21.92	21.76	21.81	21.78	21.92	21.82
Conducted Power (Watts)	0.1552	0.1524	0.1493	0.1556	0.1500	0.1517	0.1507	0.1556	0.1521
EIRP(dBm)	26.21	26.13	26.04	26.22	26.06	26.11	26.08	26.22	26.12
EIRP(Watts)	0.4178	0.4102	0.4018	0.4188	0.4036	0.4083	0.4055	0.4188	0.4093

LTE Band 66 (GT - LC = 4.30 dB) 64QAM									
Bandwidth	10M			15M			20M		
Channel	132022	132322	132622	132047	132322	132597	132072	132322	132572
	(Low)	(Mid)	(High)	(Low)	(Mid)	(High)	(Low)	(Mid)	(Mid)
Frequency (MHz)	1715	1745	1775	1717.5	1745	1772.5	1720	1745	1770
Conducted Power (dBm)	21.90	21.84	21.81	21.86	21.95	21.83	21.86	21.95	21.90
Conducted Power (Watts)	0.1549	0.1528	0.1517	0.1535	0.1567	0.1524	0.1535	0.1567	0.1549
EIRP(dBm)	26.20	26.14	26.11	26.16	26.25	26.13	26.16	26.25	26.20
EIRP(Watts)	0.4169	0.4111	0.4083	0.4130	0.4217	0.4102	0.4130	0.4217	0.4169



LTE Band 66 (GT - LC = 4.30 dB) 256QAM									
Bandwidth	1.4M			3M			5M		
Channel	131979	132322	132665	131987	132322	132657	131997	132322	132647
	(Low)	(Mid)	(High)	(Low)	(Mid)	(High)	(Low)	(Mid)	(High)
Frequency (MHz)	1710.7	1745	1779.3	1711.5	1745	1778.5	1712.5	1745	1777.5
Conducted Power (dBm)	18.53	18.74	19.29	19.00	19.21	18.46	18.72	18.43	19.19
Conducted Power (Watts)	0.0713	0.0748	0.0849	0.0794	0.0834	0.0701	0.0745	0.0697	0.0830
EIRP(dBm)	22.83	23.04	23.59	23.30	23.51	22.76	23.02	22.73	23.49
EIRP(Watts)	0.1919	0.2014	0.2286	0.2138	0.2244	0.1888	0.2004	0.1875	0.2234

LTE Band 66 (GT - LC = 4.30 dB) 256QAM									
Bandwidth	10M			15M			20M		
Channel	132022	132322	132622	132047	132322	132597	132072	132322	132572
	(Low)	(Mid)	(High)	(Low)	(Mid)	(High)	(Low)	(Mid)	(Mid)
Frequency (MHz)	1715	1745	1775	1717.5	1745	1772.5	1720	1745	1770
Conducted Power (dBm)	18.72	19.12	18.87	18.76	19.26	18.45	18.43	18.50	19.19
Conducted Power (Watts)	0.0745	0.0817	0.0771	0.0752	0.0843	0.0700	0.0697	0.0708	0.0830
EIRP(dBm)	23.02	23.42	23.17	23.06	23.56	22.75	22.73	22.80	23.49
EIRP(Watts)	0.2004	0.2198	0.2075	0.2023	0.2270	0.1884	0.1875	0.1905	0.2234



**CA EIRP**

LTE Band 5B_CA (GT - LC =1.70 dB) QPSK									
Bandwidth	5M + 10M			10M + 5M			10M + 10M		
Channel PCC	20428	20478	20528	20450	20500	20550	20450	20476	20501
	(Low)	(Mid)	(High)	(Low)	(Mid)	(High)	(Low)	(Mid)	(High)
Channel SCC	20500	20550	20600	20522	20572	20622	20549	20575	20600
	(Low)	(Mid)	(High)	(Low)	(Mid)	(High)	(Low)	(Mid)	(High)
Conducted Power (dBm)	23.68	23.62	23.6	23.75	23.77	23.65	23.16	23.12	22.34
Conducted Power (Watts)	0.2333	0.2301	0.2291	0.2371	0.2382	0.2317	0.2070	0.2051	0.1714
EIRP(dBm)	25.38	25.32	25.30	25.45	25.47	25.35	24.86	24.82	24.04
EIRP(Watts)	0.3451	0.3404	0.3388	0.3508	0.3524	0.3428	0.3062	0.3034	0.2535

LTE Band 5B_CA (GT - LC =1.70 dB) 16QAM									
Bandwidth	5M + 10M			10M + 5M			10M + 10M		
Channel PCC	20428	20478	20528	20450	20500	20550	20450	20476	20501
	(Low)	(Mid)	(High)	(Low)	(Mid)	(High)	(Low)	(Mid)	(High)
Channel SCC	20500	20550	20600	20522	20572	20622	20549	20575	20600
	(Low)	(Mid)	(High)	(Low)	(Mid)	(High)	(Low)	(Mid)	(High)
Conducted Power (dBm)	23.44	23.4	23.51	23.52	23.28	23.23	22.68	22.54	21.84
Conducted Power (Watts)	0.2208	0.2188	0.2244	0.2249	0.2128	0.2104	0.1854	0.1795	0.1528
EIRP(dBm)	25.14	25.10	25.21	25.22	24.98	24.93	24.38	24.24	23.54
EIRP(Watts)	0.3266	0.3236	0.3319	0.3327	0.3148	0.3112	0.2742	0.2655	0.2259



LTE Band 5B_CA (GT - LC =1.70 dB) 64QAM									
Bandwidth	5M + 10M			10M + 5M			10M + 10M		
Channel PCC	20428	20478	20528	20450	20500	20550	20450	20476	20501
	(Low)	(Mid)	(High)	(Low)	(Mid)	(High)	(Low)	(Mid)	(High)
Channel SCC	20500	20550	20600	20522	20572	20622	20549	20575	20600
	(Low)	(Mid)	(High)	(Low)	(Mid)	(High)	(Low)	(Mid)	(High)
Conducted Power (dBm)	21.17	21.58	21.52	21.34	21.38	20.88	21.47	21.43	21.54
Conducted Power (Watts)	0.1309	0.1439	0.1419	0.1361	0.1374	0.1225	0.1403	0.1390	0.1426
EIRP(dBm)	22.87	23.28	23.22	23.04	23.08	22.58	23.17	23.13	23.24
EIRP(Watts)	0.1936	0.2128	0.2099	0.2014	0.2032	0.1811	0.2075	0.2056	0.2109

LTE Band 5B_CA (GT - LC =1.70 dB) 256QAM									
Bandwidth	5M + 10M			10M + 5M			10M + 10M		
Channel PCC	20428	20478	20528	20450	20500	20550	20450	20476	20501
	(Low)	(Mid)	(High)	(Low)	(Mid)	(High)	(Low)	(Mid)	(High)
Channel SCC	20500	20550	20600	20522	20572	20622	20549	20575	20600
	(Low)	(Mid)	(High)	(Low)	(Mid)	(High)	(Low)	(Mid)	(High)
Conducted Power (dBm)	19.32	19.12	19.16	19.21	19.07	19.21	18.46	18.38	18.51
Conducted Power (Watts)	0.0855	0.0817	0.0824	0.0834	0.0807	0.0834	0.0701	0.0689	0.0710
EIRP(dBm)	21.02	20.82	20.86	20.91	20.77	20.91	20.16	20.08	20.21
EIRP(Watts)	0.1265	0.1208	0.1219	0.1233	0.1194	0.1233	0.1038	0.1019	0.1050



LTE Band 66B_CA (GT - LC = 4.30 dB) QPSK									
Bandwidth	5M + 5M			5M + 10M			10M+5M		
Channel PCC	131997	132398	132599	132000	132375	132550	132022	132397	132572
	(Low)	(Mid)	(High)	(Low)	(Mid)	(High)	(Low)	(Mid)	(High)
Channel SCC	132045	132446	132647	132072	132447	132622	132094	132469	132644
	(Low)	(Mid)	(High)	(Low)	(Mid)	(High)	(Low)	(Mid)	(High)
Conducted Power (dBm)	23.70	23.78	23.75	23.80	23.81	23.75	23.64	23.78	23.33
Conducted Power (Watts)	0.2344	0.2388	0.2371	0.2399	0.2404	0.2371	0.2312	0.2388	0.2153
EIRP(dBm)	28.00	28.08	28.05	28.10	28.11	28.05	27.94	28.08	27.63
EIRP(Watts)	0.6310	0.6427	0.6383	0.6457	0.6471	0.6383	0.6223	0.6427	0.5794
Bandwidth	5M + 15M			15M + 5M			10M + 10M		
Channel PCC	132002	132353	132504	132047	132398	132549	132022	132373	132523
	(Low)	(Mid)	(High)	(Low)	(Mid)	(High)	(Low)	(Mid)	(High)
Channel SCC	132095	132446	132597	132140	132491	132642	132121	132472	132622
	(Low)	(Mid)	(High)	(Low)	(Mid)	(High)	(Low)	(Mid)	(High)
Conducted Power (dBm)	23.63	23.57	23.45	23.68	22.9	23.71	23.32	23.33	23.76
Conducted Power (Watts)	0.2307	0.2275	0.2213	0.2333	0.1950	0.2350	0.2148	0.2153	0.2377
EIRP(dBm)	27.93	27.87	27.75	27.98	27.20	28.01	27.62	27.63	28.06
EIRP(Watts)	0.6209	0.6124	0.5957	0.6281	0.5248	0.6324	0.5781	0.5794	0.6397





LTE Band 66B_CA (GT - LC = 4.30 dB) 16QAM									
Bandwidth	5M + 5M			5M + 10M			10M+5M		
Channel PCC	131997	132398	132599	132000	132375	132550	132022	132397	132572
	(Low)	(Mid)	(High)	(Low)	(Mid)	(High)	(Low)	(Mid)	(High)
Channel SCC	132045	132446	132647	132072	132447	132622	132094	132469	132644
	(Low)	(Mid)	(High)	(Low)	(Mid)	(High)	(Low)	(Mid)	(High)
Conducted Power (dBm)	23.33	23.6	23.48	23.58	23.44	23.5	23.08	23.22	22.81
Conducted Power (Watts)	0.2153	0.2291	0.2228	0.2280	0.2208	0.2239	0.2032	0.2099	0.1910
EIRP(dBm)	27.63	27.90	27.78	27.88	27.74	27.80	27.38	27.52	27.11
EIRP(Watts)	0.5794	0.6166	0.5998	0.6138	0.5943	0.6026	0.5470	0.5649	0.5140
Bandwidth	5M + 15M			15M + 5M			10M + 10M		
Channel PCC	132002	132353	132504	132047	132398	132549	132022	132373	132523
	(Low)	(Mid)	(High)	(Low)	(Mid)	(High)	(Low)	(Mid)	(High)
Channel SCC	132095	132446	132597	132140	132491	132642	132121	132472	132622
	(Low)	(Mid)	(High)	(Low)	(Mid)	(High)	(Low)	(Mid)	(High)
Conducted Power (dBm)	23.01	23.26	23.36	23.33	22.48	23.32	22.79	22.86	22.85
Conducted Power (Watts)	0.2000	0.2118	0.2168	0.2153	0.1770	0.2148	0.1901	0.1932	0.1928
EIRP(dBm)	27.31	27.56	27.66	27.63	26.78	27.62	27.09	27.16	27.15
EIRP(Watts)	0.5383	0.5702	0.5834	0.5794	0.4764	0.5781	0.5117	0.5200	0.5188



LTE Band 66B_CA (GT - LC = 4.30 dB) 64QAM									
Bandwidth	5M + 5M			5M + 10M			10M+5M		
Channel PCC	131997	132398	132599	132000	132375	132550	132022	132397	132572
	(Low)	(Mid)	(High)	(Low)	(Mid)	(High)	(Low)	(Mid)	(High)
Channel SCC	132045	132446	132647	132072	132447	132622	132094	132469	132644
	(Low)	(Mid)	(High)	(Low)	(Mid)	(High)	(Low)	(Mid)	(High)
Conducted Power (dBm)	22.29	22.58	21.81	21.87	22.54	21.26	21.96	22.05	20.43
Conducted Power (Watts)	0.1694	0.1811	0.1517	0.1538	0.1795	0.1337	0.1570	0.1603	0.1104
EIRP(dBm)	26.59	26.88	26.11	26.17	26.84	25.56	26.26	26.35	24.73
EIRP(Watts)	0.4560	0.4875	0.4083	0.4140	0.4831	0.3597	0.4227	0.4315	0.2972
Bandwidth	5M + 15M			15M + 5M			10M + 10M		
Channel PCC	132002	132353	132504	132047	132398	132549	132022	132373	132523
	(Low)	(Mid)	(High)	(Low)	(Mid)	(High)	(Low)	(Mid)	(High)
Channel SCC	132095	132446	132597	132140	132491	132642	132121	132472	132622
	(Low)	(Mid)	(High)	(Low)	(Mid)	(High)	(Low)	(Mid)	(High)
Conducted Power (dBm)	21.75	21.55	21.32	22.13	21.35	21.8	21.67	21.8	20.51
Conducted Power (Watts)	0.1496	0.1429	0.1355	0.1633	0.1365	0.1514	0.1469	0.1514	0.1125
EIRP(dBm)	26.05	25.85	25.62	26.43	25.65	26.10	25.97	26.10	24.81
EIRP(Watts)	0.4027	0.3846	0.3648	0.4395	0.3673	0.4074	0.3954	0.4074	0.3027



LTE Band 66B_CA (GT - LC = 4.30 dB) 256QAM									
Bandwidth	5M + 5M			5M + 10M			10M+5M		
Channel PCC	131997	132398	132599	132000	132375	132550	132022	132397	132572
	(Low)	(Mid)	(High)	(Low)	(Mid)	(High)	(Low)	(Mid)	(High)
Channel SCC	132045	132446	132647	132072	132447	132622	132094	132469	132644
	(Low)	(Mid)	(High)	(Low)	(Mid)	(High)	(Low)	(Mid)	(High)
Conducted Power (dBm)	19.15	19.37	19.04	19.03	19.8	19.17	18.99	18.99	18.78
Conducted Power (Watts)	0.0822	0.0865	0.0802	0.0800	0.0955	0.0826	0.0793	0.0793	0.0755
EIRP(dBm)	23.45	23.67	23.34	23.33	24.10	23.47	23.29	23.29	23.08
EIRP(Watts)	0.2213	0.2328	0.2158	0.2153	0.2570	0.2223	0.2133	0.2133	0.2032
Bandwidth	5M + 15M			15M + 5M			10M + 10M		
Channel PCC	132002	132353	132504	132047	132398	132549	132022	132373	132523
	(Low)	(Mid)	(High)	(Low)	(Mid)	(High)	(Low)	(Mid)	(High)
Channel SCC	132095	132446	132597	132140	132491	132642	132121	132472	132622
	(Low)	(Mid)	(High)	(Low)	(Mid)	(High)	(Low)	(Mid)	(High)
Conducted Power (dBm)	18.85	18.97	19.03	18.95	18.4	18.94	18.56	18.84	18.83
Conducted Power (Watts)	0.0767	0.0789	0.0800	0.0785	0.0692	0.0783	0.0718	0.0766	0.0764
EIRP(dBm)	23.15	23.27	23.33	23.25	22.70	23.24	22.86	23.14	23.13
EIRP(Watts)	0.2065	0.2123	0.2153	0.2113	0.1862	0.2109	0.1932	0.2061	0.2056



LTE Band 66C_CA (GT - LC = 4.30 dB) QPSK									
Bandwidth	15M + 15M			10M + 15M			15M + 10M		
Channel PCC	132047	132347	132447	132025	132351	132477	132047	132373	132499
	(Low)	(Mid)	(High)	(Low)	(Mid)	(High)	(Low)	(Mid)	(High)
Channel SCC	132197	132497	132597	132145	132471	132597	132167	132493	132619
	(Low)	(Mid)	(High)	(Low)	(Mid)	(High)	(Low)	(Mid)	(High)
Conducted Power (dBm)	22.90	23.19	23.13	22.72	22.67	23.48	23.01	23.04	23.41
Conducted Power (Watts)	0.1950	0.2084	0.2056	0.1871	0.1849	0.2228	0.2000	0.2014	0.2193
EIRP(dBm)	27.20	27.49	27.43	27.02	26.97	27.78	27.31	27.34	27.71
EIRP(Watts)	0.5248	0.5610	0.5534	0.5035	0.4977	0.5998	0.5383	0.5420	0.5902
Bandwidth	5M + 20M			20M + 5M			10M + 20M		
Channel PCC	132005	132330	132455	132072	132397	132522	132027	132328	132428
	(Low)	(Mid)	(High)	(Low)	(Mid)	(High)	(Low)	(Mid)	(High)
Channel SCC	132122	132447	132572	132189	132514	132639	132171	132472	132572
	(Low)	(Mid)	(High)	(Low)	(Mid)	(High)	(Low)	(Mid)	(High)
Conducted Power (dBm)	23.02	23.26	23.14	22.90	22.77	23.41	22.98	23.27	23.31
Conducted Power (Watts)	0.2004	0.2118	0.2061	0.1950	0.1892	0.2193	0.1986	0.2123	0.2143
EIRP(dBm)	27.32	27.56	27.44	27.20	27.07	27.71	27.28	27.57	27.61
EIRP(Watts)	0.5395	0.5702	0.5546	0.5248	0.5093	0.5902	0.5346	0.5715	0.5768
Bandwidth	20M + 10M			15M + 20M			20M + 15M		
Channel PCC	132072	132373	132473	132050	132325	132401	132072	132348	132423
	(Low)	(Mid)	(High)	(Low)	(Mid)	(High)	(Low)	(Mid)	(High)
Channel SCC	132216	132517	132617	132221	132496	132572	132243	132519	132594
	(Low)	(Mid)	(High)	(Low)	(Mid)	(High)	(Low)	(Mid)	(High)
Conducted Power (dBm)	23.19	23.4	23.33	22.99	23.25	23.58	23.13	23.12	23.25
Conducted Power (Watts)	0.2084	0.2188	0.2153	0.1991	0.2113	0.2280	0.2056	0.2051	0.2113
EIRP(dBm)	27.49	27.70	27.63	27.29	27.55	27.88	27.43	27.42	27.55
EIRP(Watts)	0.5610	0.5888	0.5794	0.5358	0.5689	0.6138	0.5534	0.5521	0.5689



Bandwidth	20M+20M		
Channel PCC	132072	132323	132374
	(Low)	(Mid)	(High)
Channel SCC	132270	132521	132572
	(Low)	(Mid)	(High)
Conducted Power (dBm)	22.94	22.75	23.38
Conducted Power (Watts)	0.1968	0.1884	0.2178
EIRP(dBm)	27.24	27.05	27.68
EIRP(Watts)	0.5297	0.5070	0.5861

LTE Band 66C_CA (GT - LC = 4.30 dB) 16QAM									
Bandwidth	15M + 15M			10M + 15M			15M + 10M		
Channel PCC	132047	132347	132447	132025	132351	132477	132047	132373	132499
	(Low)	(Mid)	(High)	(Low)	(Mid)	(High)	(Low)	(Mid)	(High)
Channel SCC	132197	132497	132597	132145	132471	132597	132167	132493	132619
	(Low)	(Mid)	(High)	(Low)	(Mid)	(High)	(Low)	(Mid)	(High)
Conducted Power (dBm)	22.36	22.44	22.76	22.30	21.88	22.97	22.37	22.31	23.08
Conducted Power (Watts)	0.1722	0.1754	0.1888	0.1698	0.1542	0.1982	0.1726	0.1702	0.2032
EIRP(dBm)	26.66	26.74	27.06	26.60	26.18	27.27	26.67	26.61	27.38
EIRP(Watts)	0.4634	0.4721	0.5082	0.4571	0.4150	0.5333	0.4645	0.4581	0.5470
Bandwidth	5M + 20M			20M + 5M			10M + 20M		
Channel PCC	132005	132330	132455	132072	132397	132522	132027	132328	132428
	(Low)	(Mid)	(High)	(Low)	(Mid)	(High)	(Low)	(Mid)	(High)
Channel SCC	132122	132447	132572	132189	132514	132639	132171	132472	132572
	(Low)	(Mid)	(High)	(Low)	(Mid)	(High)	(Low)	(Mid)	(High)
Conducted Power (dBm)	22.36	22.42	22.77	22.45	22.24	22.88	22.27	23	22.52
Conducted Power (Watts)	0.1722	0.1746	0.1892	0.1758	0.1675	0.1941	0.1687	0.1995	0.1786
EIRP(dBm)	26.66	26.72	27.07	26.75	26.54	27.18	26.57	27.30	26.82
EIRP(Watts)	0.4634	0.4699	0.5093	0.4732	0.4508	0.5224	0.4539	0.5370	0.4808



Bandwidth	20M + 10M			15M + 20M			20M + 15M		
Channel PCC	132072	132373	132473	132050	132325	132401	132072	132348	132423
	(Low)	(Mid)	(High)	(Low)	(Mid)	(High)	(Low)	(Mid)	(High)
Channel SCC	132216	132517	132617	132221	132496	132572	132243	132519	132594
	(Low)	(Mid)	(High)	(Low)	(Mid)	(High)	(Low)	(Mid)	(High)
Conducted Power (dBm)	22.85	22.48	23.12	22.34	22.8	23.43	22.41	22.37	22.83
Conducted Power (Watts)	0.1928	0.1770	0.2051	0.1714	0.1905	0.2203	0.1742	0.1726	0.1919
EIRP(dBm)	27.15	26.78	27.42	26.64	27.10	27.73	26.71	26.67	27.13
EIRP(Watts)	0.5188	0.4764	0.5521	0.4613	0.5129	0.5929	0.4688	0.4645	0.5164

Bandwidth	20M+20M		
Channel PCC	132072	132323	132374
	(Low)	(Mid)	(High)
Channel SCC	132270	132521	132572
	(Low)	(Mid)	(High)
Conducted Power (dBm)	22.56	22.23	22.74
Conducted Power (Watts)	0.1803	0.1671	0.1879
EIRP(dBm)	26.86	26.53	27.04
EIRP(Watts)	0.4853	0.4498	0.5058



LTE Band 66C_CA (GT - LC = 4.30 dB) 64QAM									
Bandwidth	15M + 15M			10M + 15M			15M + 10M		
Channel PCC	132047	132347	132447	132025	132351	132477	132047	132373	132499
	(Low)	(Mid)	(High)	(Low)	(Mid)	(High)	(Low)	(Mid)	(High)
Channel SCC	132197	132497	132597	132145	132471	132597	132167	132493	132619
	(Low)	(Mid)	(High)	(Low)	(Mid)	(High)	(Low)	(Mid)	(High)
Conducted Power (dBm)	21.27	21.34	20.67	20.77	20.95	21.83	21.09	21.64	20.55
Conducted Power (Watts)	0.1340	0.1361	0.1167	0.1194	0.1245	0.1524	0.1285	0.1459	0.1135
EIRP(dBm)	25.57	25.64	24.97	25.07	25.25	26.13	25.39	25.94	24.85
EIRP(Watts)	0.3606	0.3664	0.3141	0.3214	0.3350	0.4102	0.3459	0.3926	0.3055
Bandwidth	5M + 20M			20M + 5M			10M + 20M		
Channel PCC	132005	132330	132455	132072	132397	132522	132027	132328	132428
	(Low)	(Mid)	(High)	(Low)	(Mid)	(High)	(Low)	(Mid)	(High)
Channel SCC	132122	132447	132572	132189	132514	132639	132171	132472	132572
	(Low)	(Mid)	(High)	(Low)	(Mid)	(High)	(Low)	(Mid)	(High)
Conducted Power (dBm)	20.48	21.41	21.22	21.35	21.22	20.61	21.17	21.94	22.01
Conducted Power (Watts)	0.1117	0.1384	0.1324	0.1365	0.1324	0.1151	0.1309	0.1563	0.1589
EIRP(dBm)	24.78	25.71	25.52	25.65	25.52	24.91	25.47	26.24	26.31
EIRP(Watts)	0.3006	0.3724	0.3565	0.3673	0.3565	0.3097	0.3524	0.4207	0.4276
Bandwidth	20M + 10M			15M + 20M			20M + 15M		
Channel PCC	132072	132373	132473	132050	132325	132401	132072	132348	132423
	(Low)	(Mid)	(High)	(Low)	(Mid)	(High)	(Low)	(Mid)	(High)
Channel SCC	132216	132517	132617	132221	132496	132572	132243	132519	132594
	(Low)	(Mid)	(High)	(Low)	(Mid)	(High)	(Low)	(Mid)	(High)
Conducted Power (dBm)	21.64	21.72	20.62	21.70	21.35	20.61	21.61	21.16	20.75
Conducted Power (Watts)	0.1459	0.1486	0.1153	0.1479	0.1365	0.1151	0.1449	0.1306	0.1189
EIRP(dBm)	25.94	26.02	24.92	26.00	25.65	24.91	25.91	25.46	25.05
EIRP(Watts)	0.3926	0.3999	0.3105	0.3981	0.3673	0.3097	0.3899	0.3516	0.3199



Bandwidth	20M+20M		
Channel PCC	132072	132323	132374
	(Low)	(Mid)	(High)
Channel SCC	132270	132521	132572
	(Low)	(Mid)	(High)
Conducted Power (dBm)	21.47	20.69	21.65
Conducted Power (Watts)	0.1403	0.1172	0.1462
EIRP(dBm)	25.77	24.99	25.95
EIRP(Watts)	0.3776	0.3155	0.3936

LTE Band 66C_CA (GT - LC = 4.30 dB) 256QAM									
Bandwidth	15M + 15M			10M + 15M			15M + 10M		
Channel PCC	132047	132347	132447	132025	132351	132477	132047	132373	132499
	(Low)	(Mid)	(High)	(Low)	(Mid)	(High)	(Low)	(Mid)	(High)
Channel SCC	132197	132497	132597	132145	132471	132597	132167	132493	132619
	(Low)	(Mid)	(High)	(Low)	(Mid)	(High)	(Low)	(Mid)	(High)
Conducted Power (dBm)	18.34	18.4	18.72	18.14	17.57	18.93	18.21	18.21	18.68
Conducted Power (Watts)	0.0682	0.0692	0.0745	0.0652	0.0571	0.0782	0.0662	0.0662	0.0738
EIRP(dBm)	22.64	22.70	23.02	22.44	21.87	23.23	22.51	22.51	22.98
EIRP(Watts)	0.1837	0.1862	0.2004	0.1754	0.1538	0.2104	0.1782	0.1782	0.1986
Bandwidth	5M + 20M			20M + 5M			10M + 20M		
Channel PCC	132005	132330	132455	132072	132397	132522	132027	132328	132428
	(Low)	(Mid)	(High)	(Low)	(Mid)	(High)	(Low)	(Mid)	(High)
Channel SCC	132122	132447	132572	132189	132514	132639	132171	132472	132572
	(Low)	(Mid)	(High)	(Low)	(Mid)	(High)	(Low)	(Mid)	(High)
Conducted Power (dBm)	17.90	18.22	18.5	18.36	18.31	19.06	18.21	18.5	18.59
Conducted Power (Watts)	0.0617	0.0664	0.0708	0.0685	0.0678	0.0805	0.0662	0.0708	0.0723
EIRP(dBm)	22.20	22.52	22.80	22.66	22.61	23.36	22.51	22.80	22.89
EIRP(Watts)	0.1660	0.1786	0.1905	0.1845	0.1824	0.2168	0.1782	0.1905	0.1945





Bandwidth	20M + 10M			15M + 20M			20M + 15M		
Channel PCC	132072	132373	132473	132050	132325	132401	132072	132348	132423
	(Low)	(Mid)	(High)	(Low)	(Mid)	(High)	(Low)	(Mid)	(High)
Channel SCC	132216	132517	132617	132221	132496	132572	132243	132519	132594
	(Low)	(Mid)	(High)	(Low)	(Mid)	(High)	(Low)	(Mid)	(High)
Conducted Power (dBm)	18.53	18.52	18.86	18.32	18.52	19.06	18.48	18.32	18.79
Conducted Power (Watts)	0.0713	0.0711	0.0769	0.0679	0.0711	0.0805	0.0705	0.0679	0.0757
EIRP(dBm)	22.83	22.82	23.16	22.62	22.82	23.36	22.78	22.62	23.09
EIRP(Watts)	0.1919	0.1914	0.2070	0.1828	0.1914	0.2168	0.1897	0.1828	0.2037

Bandwidth	20M+20M		
Channel PCC	132072	132323	132374
	(Low)	(Mid)	(High)
Channel SCC	132270	132521	132572
	(Low)	(Mid)	(High)
Conducted Power (dBm)	18.61	18.62	18.44
Conducted Power (Watts)	0.0726	0.0728	0.0698
EIRP(dBm)	22.91	22.92	22.74
EIRP(Watts)	0.1954	0.1959	0.1879



## Appendix B. Test Results of Radiated Test

### Radiated Spurious Emission

LTE Band 26 / 15MHz / QPSK								
Channel	Frequency ( MHz )	ERP ( dBm )	Limit ( dBm )	Over Limit ( dB )	S.G. Power ( dBm )	TX Cable loss ( dB )	TX Antenna Gain (dBi)	Polarization (H/V)
Middle	1660	-59.80	-13	-46.80	-66.77	1.58	10.70	H
	2490	-64.65	-13	-51.65	-72.90	2.102	12.50	H
	3318	-62.72	-13	-49.72	-71.61	2.856	13.90	H
	1660	-62.76	-13	-49.76	-69.73	1.58	10.70	V
	2490	-64.43	-13	-51.43	-72.68	2.10	12.50	V
	3318	-62.42	-13	-49.42	-71.31	2.86	13.90	V

Remark: Spurious emissions within 30-1000MHz were found more than 20dB below limit line.

LTE Band 26 / 10MHz / QPSK								
Channel	Frequency ( MHz )	ERP ( dBm )	Limit ( dBm )	Over Limit ( dB )	S.G. Power ( dBm )	TX Cable loss ( dB )	TX Antenna Gain (dBi)	Polarization (H/V)
Middle	1664	-58.91	-13	-45.91	-65.88	1.58	10.70	H
	2496	-64.71	-13	-51.71	-72.96	2.102	12.50	H
	3330	-62.71	-13	-49.71	-71.60	2.856	13.90	H
	1664	-61.55	-13	-48.55	-68.52	1.58	10.70	V
	2496	-64.33	-13	-51.33	-72.58	2.10	12.50	V
	3330	-62.68	-13	-49.68	-71.57	2.86	13.90	V

Remark: Spurious emissions within 30-1000MHz were found more than 20dB below limit line.

LTE Band 5B_CA / 10MHz+10MHz / QPSK								
Channel	Frequency ( MHz )	EIRP ( dBm )	Limit ( dBm )	Over Limit ( dB )	S.G. Power ( dBm )	TX Cable loss ( dB )	TX Antenna Gain (dBi)	Polarization (H/V)
Middle	1672	-66.57	-13	-53.57	-73.54	1.58	10.70	H
	2508	-63.73	-13	-50.73	-71.98	2.102	12.50	H
	3342	-62.33	-13	-49.33	-71.22	2.856	13.90	H
	1672	-63.98	-13	-50.98	-70.95	1.58	10.70	V
	2508	-63.22	-13	-50.22	-71.47	2.10	12.50	V
	3342	-62.07	-13	-49.07	-70.96	2.86	13.90	V

Remark: Spurious emissions within 30-1000MHz were found more than 20dB below limit line.



LTE Band 25 / 20MHz / QPSK								
Channel	Frequency ( MHz )	ERP ( dBm )	Limit ( dBm )	Over Limit ( dB )	S.G. Power ( dBm )	TX Cable loss ( dB )	TX Antenna Gain (dBi)	Polarization (H/V)
Middle	3742.18	-55.52	-13	-42.52	-67.78	2.64	14.90	H
	5613.27	-52.23	-13	-39.23	-64.09	2.94	14.80	H
	7484.36	-51.23	-13	-38.23	-61.00	3.39	13.16	H
	3742.18	-55.42	-13	-42.42	-67.68	2.64	14.90	V
	5613.27	-52.65	-13	-39.65	-64.51	2.94	14.80	V
	7484.36	-51.14	-13	-38.14	-60.91	3.39	13.16	V

Remark: Spurious emissions within 30-1000MHz were found more than 20dB below limit line.

LTE Band 66 / 20MHz / QPSK								
Channel	Frequency ( MHz )	ERP ( dBm )	Limit ( dBm )	Over Limit ( dB )	S.G. Power ( dBm )	TX Cable loss ( dB )	TX Antenna Gain (dBi)	Polarization (H/V)
Middle	3471	-59.54	-13	-46.54	-70.28	2.604	13.34	H
	5208	-53.85	-13	-40.85	-64.36	3.011	13.52	H
	6948	-50.43	-13	-37.43	-60.63	3.271	13.47	H
	3471	-59.89	-13	-46.89	-70.63	2.604	13.34	V
	5208	-53.29	-13	-40.29	-63.80	3.011	13.52	V
	6948	-50.09	-13	-37.09	-60.29	3.271	13.47	V

Remark: Spurious emissions within 30-1000MHz were found more than 20dB below limit line.

LTE Band 66B_CA / 10MHz+10MHz / QPSK								
Channel	Frequency ( MHz )	EIRP ( dBm )	Limit ( dBm )	Over Limit ( dB )	S.G. Power ( dBm )	TX Cable loss ( dB )	TX Antenna Gain (dBi)	Polarization (H/V)
Middle	3510	-59.69	-13	-46.69	-70.43	2.604	13.34	H
	5265	-51.34	-13	-38.34	-61.85	3.011	13.52	H
	7020	-50.27	-13	-37.27	-60.47	3.271	13.47	H
	3510	-58.88	-13	-45.88	-69.62	2.604	13.34	V
	5265	-50.79	-13	-37.79	-61.30	3.011	13.52	V
	7020	-49.88	-13	-36.88	-60.08	3.271	13.47	V

Remark: Spurious emissions within 30-1000MHz were found more than 20dB below limit line.

LTE Band 66C_CA / 20MHz+20MHz / QPSK								
Channel	Frequency ( MHz )	EIRP ( dBm )	Limit ( dBm )	Over Limit ( dB )	S.G. Power ( dBm )	TX Cable loss ( dB )	TX Antenna Gain (dBi)	Polarization (H/V)
Middle	3507	-59.02	-13	-46.02	-69.76	2.604	13.34	H
	5262	-52.45	-13	-39.45	-62.96	3.011	13.52	H
	7020	-50.04	-13	-37.04	-60.24	3.271	13.47	H
	3507	-59.30	-13	-46.30	-70.04	2.604	13.34	V
	5262	-52.24	-13	-39.24	-62.75	3.011	13.52	V
	7020	-49.53	-13	-36.53	-59.73	3.271	13.47	V

Remark: Spurious emissions within 30-1000MHz were found more than 20dB below limit line.