

Appendix C. Setup Photographs

<Radiated Emission>


<Ant. Horizontal>

<Ant. 0> for 5G NR n2 / n5 / n66 / n71


LF



HF



SHF




<Ant. 1> for 5G NR n5

LF



HF




<Ant. 8> for 5G NR n25 / n41 / n66


LF



HF



SHF




<Ant. 0 + 1> for EN-DC 30A_n5A

LF



HF




<Ant. 0 + 8> for EN-DC 14A_n2A / EN-DC 30A_n66A


LF




HF




SHF



<Ant. Vertical>
<Ant. 0> for 5G NR n12
LF



HF




<Ant. 8> for 5G NR n2


LF



HF




SHF




<Ant. 0 + 8> for EN-DC 12A_n5A / EN-DC 30A_n2A / EN-DC 14A_n66A
LF



HF



SHF



————THE END————