

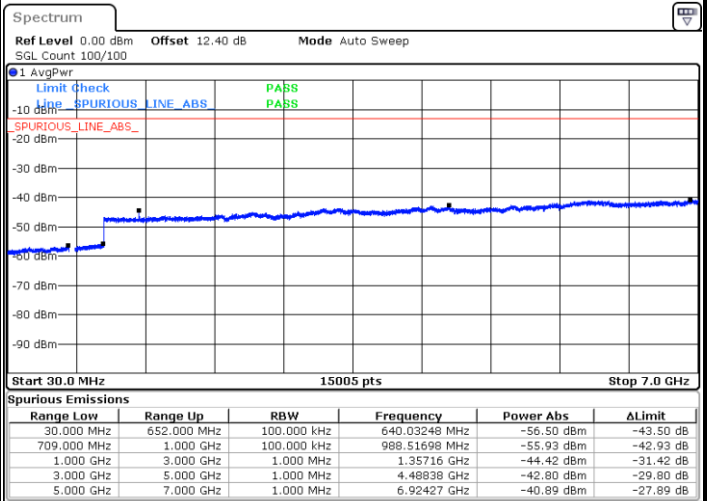
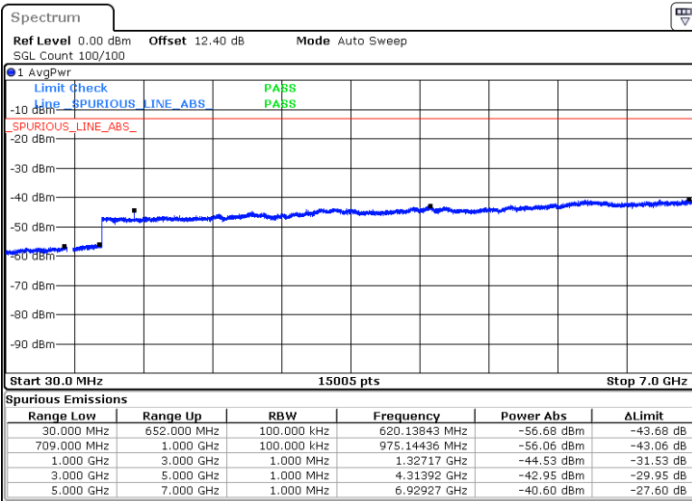


# Conducted Spurious Emission

FR1 n71 / 5MHz / DFT-S OFDM / QPSK

Lowest Channel / 1RB1

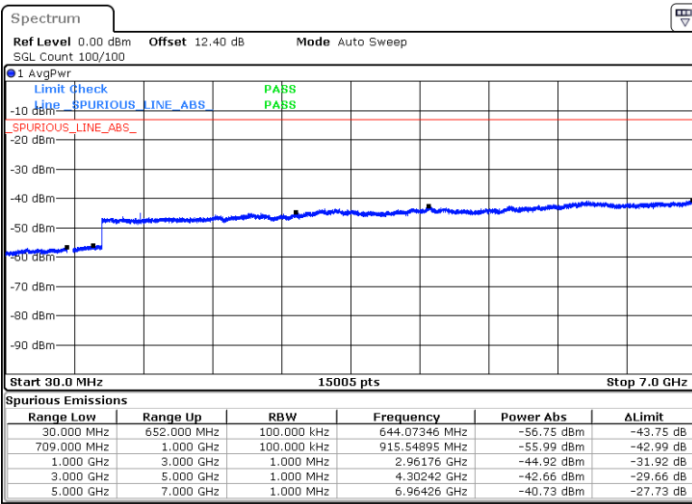
Middle Channel / 1RB1



Date: 16.OCT.2020 14:06:04

Date: 16.OCT.2020 13:46:36

Highest Channel / 1RB1



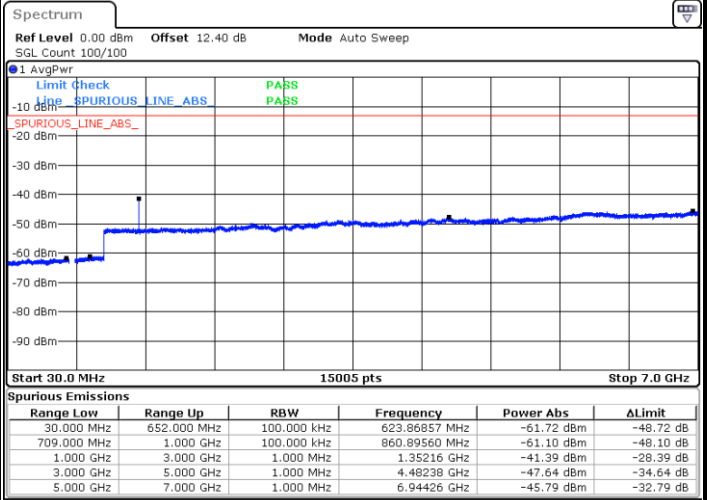
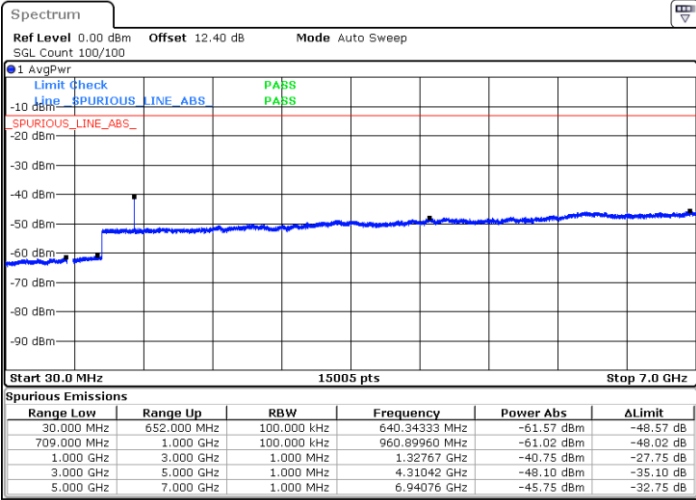
Date: 16.OCT.2020 14:31:27



FR1 n71 / 10MHz / DFT-S OFDM / QPSK

Lowest Channel / 1RB1

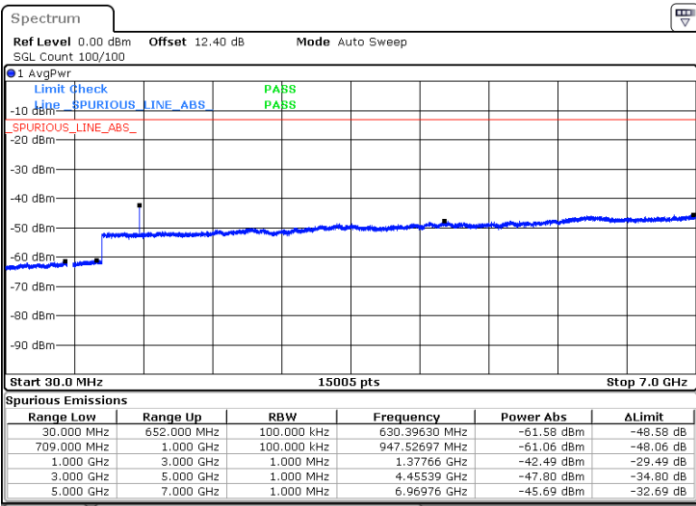
Middle Channel / 1RB1



Date: 16.OCT.2020 14:38:55

Date: 16.OCT.2020 13:41:40

Highest Channel / 1RB1



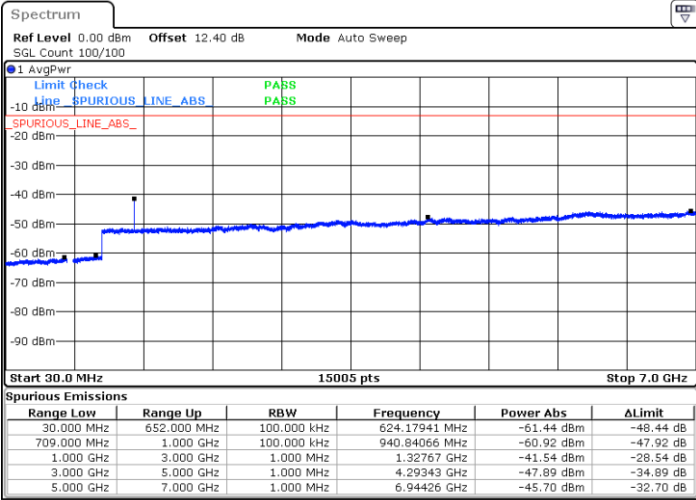
Date: 16.OCT.2020 15:02:19



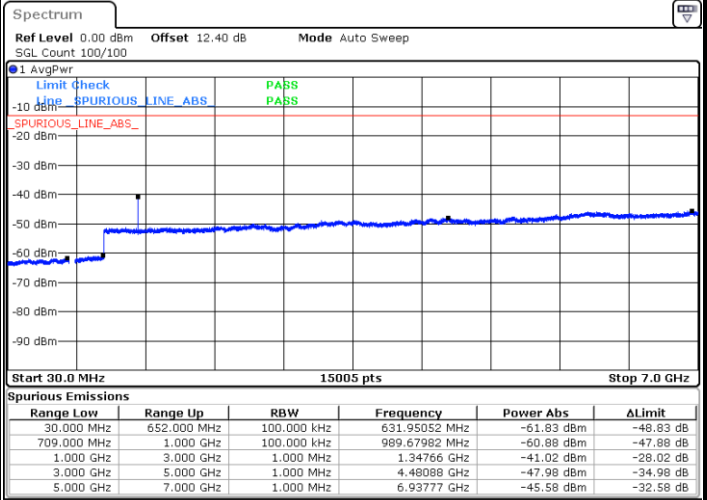
FR1 n71 / 15MHz / DFT-S OFDM / QPSK

Lowest Channel / 1RB1

Middle Channel / 1RB1

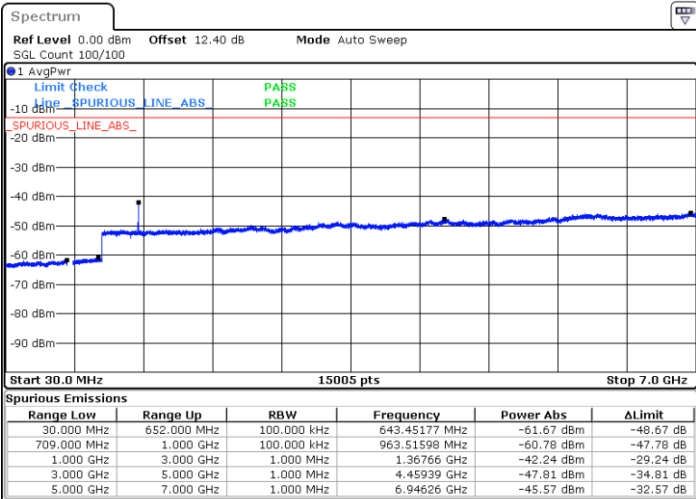


Date: 16.OCT.2020 15:13:21



Date: 16.OCT.2020 13:39:43

Highest Channel / 1RB1



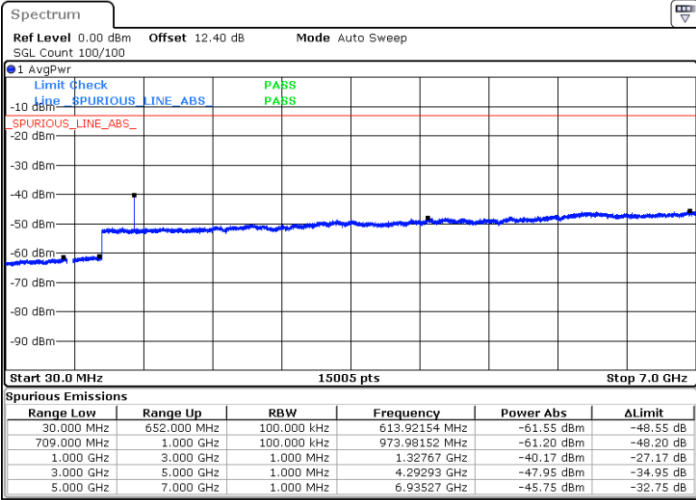
Date: 16.OCT.2020 15:33:00



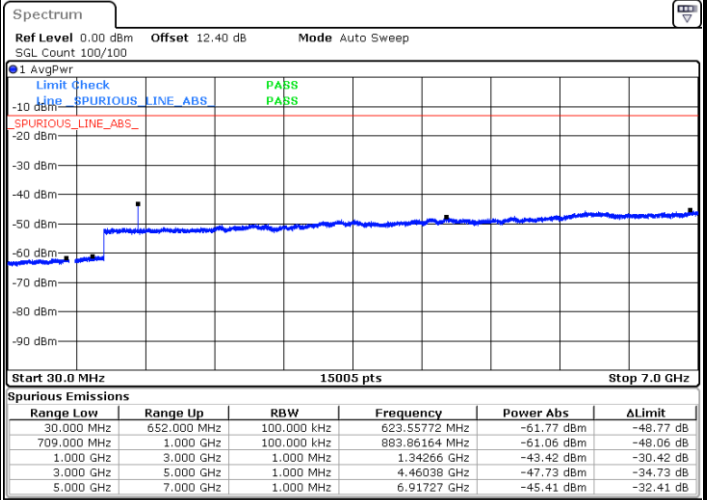
FR1 n71 / 20MHz / DFT-S OFDM / QPSK

Lowest Channel / 1RB1

Middle Channel / 1RB1

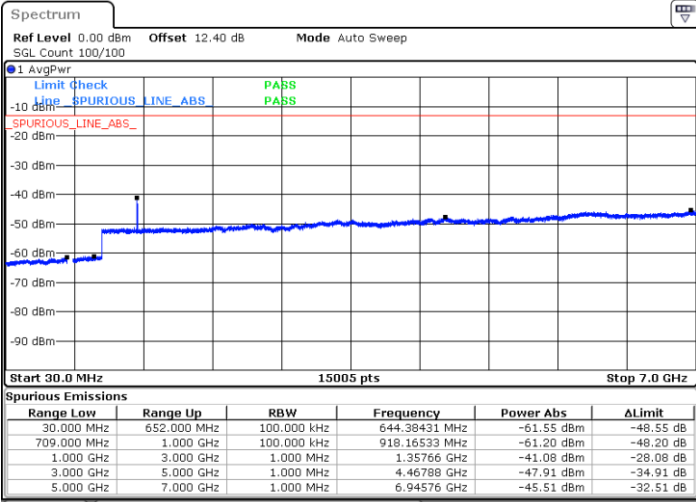


Date: 16.OCT.2020 15:42:29



Date: 16.OCT.2020 13:31:58

Highest Channel / 1RB1



Date: 16.OCT.2020 16:03:26



### Frequency Stability

Test Conditions		FR1 n71 (QPSK) / Middle Channel	Limit
Temperature (°C)	Voltage (Volt)	BW 20MHz	Note 2.
		Deviation (ppm)	Result
50	Normal Voltage	0.0068	PASS
40	Normal Voltage	0.0240	
30	Normal Voltage	0.0295	
20(Ref.)	Normal Voltage	0.0000	
10	Normal Voltage	0.0034	
0	Normal Voltage	0.0469	
-10	Normal Voltage	0.0485	
-20	Normal Voltage	0.0397	
-30	Normal Voltage	0.0414	
20	Maximum Voltage	0.0328	
20	Normal Voltage	0.0310	
20	Battery End Point	0.0259	

**Note:**

- 1. Normal Voltage =3.85 V. ; Battery End Point (BEP) =3.30 V. ; Maximum Voltage =4.25 V.
- 2. The frequency fundamental emissions stay within the authorized frequency block.



## Appendix B. Test Results of ERP/EIRP and Radiated Test

### ERP/EIRP

#### <DFT-S-OFDM>

NR n5 / 5MHz (Average) (GT - LC = 3.6 dB)							
Channel	Mode	RB		Conducted		ERP	
		Size	Offset	Power (dBm)	Power (Watts)	ERP(dBm)	ERP(W)
Lowest	PI/2 BPSK	1	1	23.76	0.2377	25.21	0.3319
Middle		1	1	23.76	0.2377	25.21	0.3319
Highest		1	1	23.46	0.2219	24.91	0.3098
Lowest	QPSK	1	1	23.76	0.2377	25.21	0.3319
Middle		1	1	23.76	0.2377	25.21	0.3319
Highest		1	1	23.16	0.2071	24.61	0.2891
Lowest	16QAM	1	1	23.26	0.2119	24.71	0.2959
Middle		1	1	23.66	0.2323	25.11	0.3244
Highest		1	1	22.26	0.1683	23.71	0.2350
Lowest	64QAM	1	1	21.86	0.1535	23.31	0.2143
Middle		1	1	22.16	0.1645	23.61	0.2297
Highest		1	1	20.76	0.1192	22.21	0.1664
Lowest	256QAM	1	1	20.46	0.1112	21.91	0.1553
Middle		1	1	20.36	0.1087	21.81	0.1518
Highest		1	1	19.46	0.0884	20.91	0.1234
Limit	ERP < 7W			Result		PASS	

NR n5 / 10MHz (Average) (GT - LC = 3.6 dB)							
Channel	Mode	RB		Conducted		ERP	
		Size	Offset	Power (dBm)	Power (Watts)	ERP(dBm)	ERP(W)
Lowest	PI/2 BPSK	1	1	23.76	0.2377	25.21	0.3319
Middle		1	1	23.76	0.2377	25.21	0.3319
Highest		1	1	23.56	0.2270	25.01	0.3170
Lowest	QPSK	1	1	23.76	0.2377	25.21	0.3319
Middle		1	1	23.66	0.2323	25.11	0.3244
Highest		1	1	23.56	0.2270	25.01	0.3170
Lowest	16QAM	1	1	22.96	0.1977	24.41	0.2761
Middle		1	1	23.16	0.2071	24.61	0.2891
Highest		1	1	23.36	0.2168	24.81	0.3027
Lowest	64QAM	1	1	22.16	0.1645	23.61	0.2297
Middle		1	1	22.06	0.1607	23.51	0.2244
Highest		1	1	22.06	0.1607	23.51	0.2244
Lowest	256QAM	1	1	20.56	0.1138	22.01	0.1589
Middle		1	1	20.26	0.1062	21.71	0.1483
Highest		1	1	20.36	0.1087	21.81	0.1518
Limit	ERP < 7W			Result		PASS	



NR n5 / 15MHz (Average) (GT - LC = 3.6 dB)							
Channel	Mode	RB		Conducted		ERP	
		Size	Offset	Power (dBm)	Power (Watts)	ERP(dBm)	ERP(W)
Lowest	PI/2 BPSK	1	1	23.76	0.2377	25.21	0.3319
Middle		1	1	23.76	0.2377	25.21	0.3319
Highest		1	1	23.76	0.2377	25.21	0.3319
Lowest	QPSK	1	1	23.76	0.2377	25.21	0.3319
Middle		1	1	23.66	0.2323	25.11	0.3244
Highest		1	1	23.76	0.2377	25.21	0.3319
Lowest	16QAM	1	1	23.46	0.2219	24.91	0.3098
Middle		1	1	23.16	0.2071	24.61	0.2891
Highest		1	1	23.56	0.2270	25.01	0.3170
Lowest	64QAM	1	1	22.06	0.1607	23.51	0.2244
Middle		1	1	21.96	0.1571	23.41	0.2193
Highest		1	1	21.96	0.1571	23.41	0.2193
Lowest	256QAM	1	1	20.56	0.1138	22.01	0.1589
Middle		1	1	20.46	0.1112	21.91	0.1553
Highest		1	1	20.46	0.1112	21.91	0.1553
Limit	ERP < 7W			Result		PASS	

NR n5 / 20MHz (Average) (GT - LC = 3.6 dB)							
Channel	Mode	RB		Conducted		ERP	
		Size	Offset	Power (dBm)	Power (Watts)	ERP(dBm)	ERP(W)
Lowest	PI/2 BPSK	1	1	23.76	0.2377	25.21	0.3319
Middle		1	1	23.78	0.2388	25.23	0.3335
Highest		1	1	23.76	0.2377	25.21	0.3319
Lowest	QPSK	50	25	23.56	0.2270	25.01	0.3170
Middle		50	25	23.66	0.2323	25.11	0.3244
Highest		50	25	23.76	0.2377	25.21	0.3319
Lowest	16QAM	1	1	23.36	0.2168	24.81	0.3027
Middle		1	1	22.76	0.1888	24.21	0.2637
Highest		1	1	22.76	0.1888	24.21	0.2637
Lowest	64QAM	1	1	21.96	0.1571	23.41	0.2193
Middle		1	1	21.96	0.1571	23.41	0.2193
Highest		1	1	21.96	0.1571	23.41	0.2193
Lowest	256QAM	1	1	20.46	0.1112	21.91	0.1553
Middle		1	1	20.46	0.1112	21.91	0.1553
Highest		1	1	20.56	0.1138	22.01	0.1589
Limit	ERP < 7W			Result		PASS	



NR n71 / 5MHz (Average) (GT - LC = 3.1 dB)							
Channel	Mode	RB		Conducted		ERP	
		Size	Offset	Power (dBm)	Power (Watts)	ERP(dBm)	ERP(W)
Lowest	PI/2 BPSK	1	1	23.77	0.2383	24.72	0.2965
Middle		1	1	23.53	0.2255	24.48	0.2806
Highest		1	1	23.33	0.2153	24.28	0.2680
Lowest	QPSK	1	1	23.73	0.2361	24.68	0.2938
Middle		1	1	23.73	0.2361	24.68	0.2938
Highest		1	1	23.43	0.2203	24.38	0.2742
Lowest	16QAM	1	1	23.73	0.2361	24.68	0.2938
Middle		1	1	23.63	0.2307	24.58	0.2871
Highest		1	1	23.43	0.2203	24.38	0.2742
Lowest	64QAM	1	1	22.93	0.1964	23.88	0.2444
Middle		1	1	22.43	0.1750	23.38	0.2178
Highest		1	1	22.23	0.1672	23.18	0.2080
Lowest	256QAM	1	1	20.43	0.1105	21.38	0.1375
Middle		1	1	20.03	0.1007	20.98	0.1254
Highest		1	1	19.93	0.0985	20.88	0.1225
Limit	ERP < 3W			Result		PASS	

NR n71 / 10MHz (Average) (GT - LC = 3.1 dB)							
Channel	Mode	RB		Conducted		ERP	
		Size	Offset	Power (dBm)	Power (Watts)	ERP(dBm)	ERP(W)
Lowest	PI/2 BPSK	1	1	23.73	0.2361	24.68	0.2938
Middle		1	1	23.53	0.2255	24.48	0.2806
Highest		1	1	23.33	0.2153	24.28	0.2680
Lowest	QPSK	1	1	23.73	0.2361	24.68	0.2938
Middle		1	1	23.53	0.2255	24.48	0.2806
Highest		1	1	23.43	0.2203	24.38	0.2742
Lowest	16QAM	1	1	22.63	0.1833	23.58	0.2281
Middle		1	1	23.33	0.2153	24.28	0.2680
Highest		1	1	23.43	0.2203	24.38	0.2742
Lowest	64QAM	1	1	22.43	0.1750	23.38	0.2178
Middle		1	1	22.03	0.1596	22.98	0.1987
Highest		1	1	22.33	0.1711	23.28	0.2129
Lowest	256QAM	1	1	20.23	0.1055	21.18	0.1313
Middle		1	1	19.93	0.0985	20.88	0.1225
Highest		1	1	19.83	0.0962	20.78	0.1197
Limit	ERP < 3W			Result		PASS	





NR n71 / 15MHz (Average) (GT - LC = 3.1 dB)							
Channel	Mode	RB		Conducted		ERP	
		Size	Offset	Power (dBm)	Power (Watts)	ERP(dBm)	ERP(W)
Lowest	PI/2 BPSK	1	1	23.73	0.2361	24.68	0.2938
Middle		1	1	23.63	0.2307	24.58	0.2871
Highest		1	1	23.33	0.2153	24.28	0.2680
Lowest	QPSK	1	1	23.73	0.2361	24.68	0.2938
Middle		1	1	23.63	0.2307	24.58	0.2871
Highest		1	1	23.43	0.2203	24.38	0.2742
Lowest	16QAM	1	1	23.53	0.2255	24.48	0.2806
Middle		1	1	23.43	0.2203	24.38	0.2742
Highest		1	1	23.13	0.2056	24.08	0.2559
Lowest	64QAM	1	1	22.63	0.1833	23.58	0.2281
Middle		1	1	22.13	0.1634	23.08	0.2033
Highest		1	1	22.33	0.1711	23.28	0.2129
Lowest	256QAM	1	1	20.03	0.1007	20.98	0.1254
Middle		1	1	20.03	0.1007	20.98	0.1254
Highest		1	1	19.83	0.0962	20.78	0.1197
Limit	ERP < 3W			Result		PASS	

NR n71 / 20MHz (Average) (GT - LC = 3.1 dB)							
Channel	Mode	RB		Conducted		ERP	
		Size	Offset	Power (dBm)	Power (Watts)	ERP(dBm)	ERP(W)
Lowest	PI/2 BPSK	1	1	23.78	0.2388	24.73	0.2972
Middle		1	1	23.53	0.2255	24.48	0.2806
Highest		1	1	23.43	0.2203	24.38	0.2742
Lowest	QPSK	1	1	23.73	0.2361	24.68	0.2938
Middle		1	1	23.63	0.2307	24.58	0.2871
Highest		1	1	23.43	0.2203	24.38	0.2742
Lowest	16QAM	1	1	22.73	0.1875	23.68	0.2334
Middle		1	1	23.33	0.2153	24.28	0.2680
Highest		1	1	23.23	0.2104	24.18	0.2619
Lowest	64QAM	1	1	22.63	0.1833	23.58	0.2281
Middle		1	1	22.43	0.1750	23.38	0.2178
Highest		1	1	22.33	0.1711	23.28	0.2129
Lowest	256QAM	1	1	20.23	0.1055	21.18	0.1313
Middle		1	1	19.93	0.0985	20.88	0.1225
Highest		1	1	19.83	0.0962	20.78	0.1197
Limit	ERP < 3W			Result		PASS	



NR n41 / 20MHz (Average) (GT - LC = 5 dB)							
Channel	Mode	RB		Conducted		EIRP	
		Size	Offset	Power (dBm)	Power (Watts)	EIRP(dBm)	EIRP(W)
Lowest	PI/2 BPSK	1	1	23.47	0.2224	28.47	0.7031
Middle		1	1	23.67	0.2329	28.67	0.7363
Highest		1	1	23.67	0.2329	28.67	0.7363
Lowest	QPSK	1	1	23.67	0.2329	28.67	0.7363
Middle		1	1	23.57	0.2276	28.57	0.7195
Highest		1	1	23.57	0.2276	28.57	0.7195
Lowest	16QAM	1	1	23.67	0.2329	28.67	0.7363
Middle		1	1	23.67	0.2329	28.67	0.7363
Highest		1	1	23.47	0.2224	28.47	0.7031
Lowest	64QAM	1	1	23.77	0.2383	28.77	0.7534
Middle		1	1	22.17	0.1649	27.17	0.5212
Highest		1	1	22.17	0.1649	27.17	0.5212
Lowest	256QAM	1	1	22.37	0.1726	27.37	0.5458
Middle		1	1	20.17	0.1040	25.17	0.3289
Highest		1	1	20.17	0.1040	25.17	0.3289
Limit	EIRP < 2W			Result		PASS	

NR n41 / 40MHz (Average) (GT - LC = 5 dB)							
Channel	Mode	RB		Conducted		EIRP	
		Size	Offset	Power (dBm)	Power (Watts)	EIRP(dBm)	EIRP(W)
Lowest	PI/2 BPSK	1	1	23.97	0.2495	28.97	0.7889
Middle		1	1	23.97	0.2495	28.97	0.7889
Highest		1	1	23.87	0.2438	28.87	0.7710
Lowest	QPSK	1	1	23.97	0.2495	28.97	0.7889
Middle		1	1	23.97	0.2495	28.97	0.7889
Highest		1	1	23.97	0.2495	28.97	0.7889
Lowest	16QAM	1	1	23.77	0.2383	28.77	0.7534
Middle		1	1	23.97	0.2495	28.97	0.7889
Highest		1	1	23.77	0.2383	28.77	0.7534
Lowest	64QAM	1	1	23.17	0.2075	28.17	0.6562
Middle		1	1	22.57	0.1808	27.57	0.5715
Highest		1	1	22.47	0.1767	27.47	0.5585
Lowest	256QAM	1	1	21.97	0.1574	26.97	0.4978
Middle		1	1	20.57	0.1141	25.57	0.3606
Highest		1	1	20.57	0.1141	25.57	0.3606
Limit	EIRP < 2W			Result		PASS	



NR n41 / 50MHz (Average) (GT - LC = 5 dB)							
Channel	Mode	RB		Conducted		EIRP	
		Size	Offset	Power (dBm)	Power (Watts)	EIRP(dBm)	EIRP(W)
Lowest	PI/2 BPSK	1	132	23.97	0.2495	28.97	0.7889
Middle		1	132	23.37	0.2173	28.37	0.6871
Highest		1	132	22.87	0.1937	27.87	0.6124
Lowest	QPSK	1	132	23.97	0.2495	28.97	0.7889
Middle		1	132	23.27	0.2124	28.27	0.6715
Highest		1	132	22.97	0.1982	27.97	0.6267
Lowest	16QAM	1	1	23.17	0.2075	28.17	0.6562
Middle		1	1	23.57	0.2276	28.57	0.7195
Highest		1	1	23.57	0.2276	28.57	0.7195
Lowest	64QAM	1	1	22.17	0.1649	27.17	0.5212
Middle		1	1	22.17	0.1649	27.17	0.5212
Highest		1	1	22.07	0.1611	27.07	0.5094
Lowest	256QAM	1	1	21.07	0.1280	26.07	0.4046
Middle		1	1	20.17	0.1040	25.17	0.3289
Highest		1	1	20.07	0.1017	25.07	0.3214
Limit	EIRP < 2W			Result		PASS	

NR n41 / 60MHz (Average) (GT - LC = 5 dB)							
Channel	Mode	RB		Conducted		EIRP	
		Size	Offset	Power (dBm)	Power (Watts)	EIRP(dBm)	EIRP(W)
Lowest	PI/2 BPSK	1	160	23.97	0.2495	28.97	0.7889
Middle		1	160	23.17	0.2075	28.17	0.6562
Highest		1	160	23.37	0.2173	28.37	0.6871
Lowest	QPSK	1	161	23.77	0.2383	28.77	0.7534
Middle		1	161	23.17	0.2075	28.17	0.6562
Highest		1	161	23.17	0.2075	28.17	0.6562
Lowest	16QAM	1	1	23.57	0.2276	28.57	0.7195
Middle		1	1	23.77	0.2383	28.77	0.7534
Highest		1	1	23.27	0.2124	28.27	0.6715
Lowest	64QAM	1	1	23.67	0.2329	28.67	0.7363
Middle		1	1	22.47	0.1767	27.47	0.5585
Highest		1	1	21.87	0.1539	26.87	0.4865
Lowest	256QAM	1	1	22.27	0.1687	27.27	0.5334
Middle		1	1	20.17	0.1040	25.17	0.3289
Highest		1	1	19.87	0.0971	24.87	0.3070
Limit	EIRP < 2W			Result		PASS	



NR n41 / 80MHz (Average) (GT - LC = 5 dB)							
Channel	Mode	RB		Conducted		EIRP	
		Size	Offset	Power (dBm)	Power (Watts)	EIRP(dBm)	EIRP(W)
Lowest	PI/2 BPSK	108	54	23.97	0.2495	28.97	0.7889
Middle		108	54	23.37	0.2173	28.37	0.6871
Highest		108	54	23.37	0.2173	28.37	0.6871
Lowest	QPSK	1	215	23.97	0.2495	28.97	0.7889
Middle		1	215	23.07	0.2028	28.07	0.6413
Highest		1	215	23.27	0.2124	28.27	0.6715
Lowest	16QAM	1	1	23.67	0.2329	28.67	0.7363
Middle		1	1	23.87	0.2438	28.87	0.7710
Highest		1	1	23.77	0.2383	28.77	0.7534
Lowest	64QAM	1	1	22.77	0.1893	27.77	0.5985
Middle		1	1	22.57	0.1808	27.57	0.5715
Highest		1	1	22.37	0.1726	27.37	0.5458
Lowest	256QAM	1	1	21.17	0.1310	26.17	0.4140
Middle		1	1	20.37	0.1089	25.37	0.3444
Highest		1	1	20.07	0.1017	25.07	0.3214
Limit	EIRP < 2W			Result		PASS	

NR n41 / 90MHz (Average) (GT - LC = 5 dB)							
Channel	Mode	RB		Conducted		EIRP	
		Size	Offset	Power (dBm)	Power (Watts)	EIRP(dBm)	EIRP(W)
Lowest	PI/2 BPSK	120	60	23.97	0.2495	28.97	0.7889
Middle		120	60	23.77	0.2383	28.77	0.7534
Highest		120	60	23.37	0.2173	28.37	0.6871
Lowest	QPSK	120	60	23.97	0.2495	28.97	0.7889
Middle		120	60	23.37	0.2173	28.37	0.6871
Highest		120	60	23.37	0.2173	28.37	0.6871
Lowest	16QAM	1	1	23.87	0.2438	28.87	0.7710
Middle		1	1	23.87	0.2438	28.87	0.7710
Highest		1	1	23.77	0.2383	28.77	0.7534
Lowest	64QAM	1	1	23.17	0.2075	28.17	0.6562
Middle		1	1	22.57	0.1808	27.57	0.5715
Highest		1	1	22.37	0.1726	27.37	0.5458
Lowest	256QAM	1	1	21.57	0.1436	26.57	0.4540
Middle		1	1	20.37	0.1089	25.37	0.3444
Highest		1	1	20.17	0.1040	25.17	0.3289
Limit	EIRP < 2W			Result		PASS	



NR n41 / 100MHz (Average) (GT - LC = 5 dB)							
Channel	Mode	RB		Conducted		EIRP	
		Size	Offset	Power (dBm)	Power (Watts)	EIRP(dBm)	EIRP(W)
Lowest	PI/2 BPSK	135	67	23.97	0.2495	28.97	0.7889
Middle		135	67	23.27	0.2124	28.27	0.6715
Highest		135	67	23.27	0.2124	28.27	0.6715
Lowest	QPSK	135	67	23.97	0.2495	28.97	0.7889
Middle		135	67	23.27	0.2124	28.27	0.6715
Highest		135	67	23.27	0.2124	28.27	0.6715
Lowest	16QAM	1	1	23.67	0.2329	28.67	0.7363
Middle		1	1	23.87	0.2438	28.87	0.7710
Highest		1	1	23.77	0.2383	28.77	0.7534
Lowest	64QAM	1	1	23.57	0.2276	28.57	0.7195
Middle		1	1	22.57	0.1808	27.57	0.5715
Highest		1	1	22.27	0.1687	27.27	0.5334
Lowest	256QAM	1	1	21.97	0.1574	26.97	0.4978
Middle		1	1	20.37	0.1089	25.37	0.3444
Highest		1	1	20.17	0.1040	25.17	0.3289
Limit	EIRP < 2W			Result		PASS	



<CP-OFDM>

NR n5 / 5MHz (Average) (GT - LC = 3.6 dB)							
Channel	Mode	RB		Conducted		ERP	
		Size	Offset	Power (dBm)	Power (Watts)	ERP(dBm)	ERP(W)
Lowest	QPSK	1	1	22.76	0.1888	24.21	0.2637
Middle		1	1	23.06	0.2024	24.51	0.2825
Highest		1	1	21.46	0.1400	22.91	0.1955
Lowest	16QAM	1	1	22.06	0.1607	23.51	0.2244
Middle		1	1	22.46	0.1762	23.91	0.2461
Highest		1	1	20.86	0.1219	22.31	0.1703
Lowest	64QAM	1	1	20.96	0.1248	22.41	0.1742
Middle		1	1	21.06	0.1277	22.51	0.1783
Highest		1	1	19.66	0.0925	21.11	0.1292
Lowest	256QAM	1	1	18.36	0.0686	19.81	0.0958
Middle		1	1	18.26	0.0670	19.71	0.0936
Highest		1	1	17.36	0.0545	18.81	0.0761
Limit	ERP < 7W			Result		PASS	

NR n5 / 10MHz (Average) (GT - LC = 3.6 dB)							
Channel	Mode	RB		Conducted		ERP	
		Size	Offset	Power (dBm)	Power (Watts)	ERP(dBm)	ERP(W)
Lowest	QPSK	1	1	22.46	0.1762	23.91	0.2461
Middle		1	1	22.36	0.1722	23.81	0.2405
Highest		1	1	22.56	0.1804	24.01	0.2518
Lowest	16QAM	1	1	21.76	0.1500	23.21	0.2095
Middle		1	1	21.66	0.1466	23.11	0.2047
Highest		1	1	21.86	0.1535	23.31	0.2143
Lowest	64QAM	1	1	20.66	0.1165	22.11	0.1626
Middle		1	1	20.96	0.1248	22.41	0.1742
Highest		1	1	21.06	0.1277	22.51	0.1783
Lowest	256QAM	1	1	18.56	0.0718	20.01	0.1003
Middle		1	1	18.16	0.0655	19.61	0.0915
Highest		1	1	18.26	0.0670	19.71	0.0936
Limit	ERP < 7W			Result		PASS	



NR n5 / 15MHz (Average) (GT - LC = 3.6 dB)							
Channel	Mode	RB		Conducted		ERP	
		Size	Offset	Power (dBm)	Power (Watts)	ERP(dBm)	ERP(W)
Lowest	QPSK	1	1	22.86	0.1932	24.31	0.2698
Middle		1	1	22.46	0.1762	23.91	0.2461
Highest		1	1	23.16	0.2071	24.61	0.2891
Lowest	16QAM	1	1	22.46	0.1762	23.91	0.2461
Middle		1	1	22.06	0.1607	23.51	0.2244
Highest		1	1	22.56	0.1804	24.01	0.2518
Lowest	64QAM	1	1	21.26	0.1337	22.71	0.1867
Middle		1	1	21.06	0.1277	22.51	0.1783
Highest		1	1	21.16	0.1307	22.61	0.1824
Lowest	256QAM	1	1	18.36	0.0686	19.81	0.0958
Middle		1	1	18.16	0.0655	19.61	0.0915
Highest		1	1	18.26	0.0670	19.71	0.0936
Limit	ERP < 7W			Result		PASS	

NR n5 / 20MHz (Average) (GT - LC = 3.6 dB)							
Channel	Mode	RB		Conducted		ERP	
		Size	Offset	Power (dBm)	Power (Watts)	ERP(dBm)	ERP(W)
Lowest	QPSK	1	1	22.65	0.1841	24.10	0.2571
Middle		1	1	22.35	0.1718	23.80	0.2399
Highest		1	1	22.05	0.1604	23.50	0.2239
Lowest	16QAM	1	1	22.55	0.1799	24.00	0.2512
Middle		1	1	22.25	0.1679	23.70	0.2345
Highest		1	1	21.95	0.1567	23.40	0.2188
Lowest	64QAM	1	1	21.05	0.1274	22.50	0.1779
Middle		1	1	20.95	0.1245	22.40	0.1738
Highest		1	1	20.95	0.1245	22.40	0.1738
Lowest	256QAM	1	1	18.05	0.0639	19.50	0.0892
Middle		1	1	18.15	0.0654	19.60	0.0913
Highest		1	1	18.15	0.0654	19.60	0.0913
Limit	ERP < 7W			Result		PASS	



NR n71 / 5MHz (Average) (GT - LC = 3.1 dB)							
Channel	Mode	RB		Conducted		ERP	
		Size	Offset	Power (dBm)	Power (Watts)	ERP(dBm)	ERP(W)
Lowest	QPSK	1	1	23.33	0.2153	24.28	0.2680
Middle		1	1	23.03	0.2010	23.98	0.2501
Highest		1	1	22.73	0.1875	23.68	0.2334
Lowest	16QAM	1	1	22.93	0.1964	23.88	0.2444
Middle		1	1	22.63	0.1833	23.58	0.2281
Highest		1	1	22.43	0.1750	23.38	0.2178
Lowest	64QAM	1	1	21.83	0.1525	22.78	0.1897
Middle		1	1	21.33	0.1359	22.28	0.1691
Highest		1	1	21.23	0.1328	22.18	0.1652
Lowest	256QAM	1	1	18.63	0.0730	19.58	0.0908
Middle		1	1	18.13	0.0651	19.08	0.0810
Highest		1	1	18.03	0.0636	18.98	0.0791
Limit	ERP < 3W			Result		PASS	

NR n71 / 10MHz (Average) (GT - LC = 3.1 dB)							
Channel	Mode	RB		Conducted		ERP	
		Size	Offset	Power (dBm)	Power (Watts)	ERP(dBm)	ERP(W)
Lowest	QPSK	1	1	22.93	0.1964	23.88	0.2444
Middle		1	1	22.73	0.1875	23.68	0.2334
Highest		1	1	22.73	0.1875	23.68	0.2334
Lowest	16QAM	1	1	22.83	0.1919	23.78	0.2388
Middle		1	1	22.63	0.1833	23.58	0.2281
Highest		1	1	22.43	0.1750	23.38	0.2178
Lowest	64QAM	1	1	21.53	0.1423	22.48	0.1771
Middle		1	1	21.23	0.1328	22.18	0.1652
Highest		1	1	21.23	0.1328	22.18	0.1652
Lowest	256QAM	1	1	18.23	0.0666	19.18	0.0828
Middle		1	1	17.93	0.0621	18.88	0.0773
Highest		1	1	18.03	0.0636	18.98	0.0791
Limit	ERP < 3W			Result		PASS	





NR n71 / 15MHz (Average) (GT - LC = 3.1 dB)							
Channel	Mode	RB		Conducted		ERP	
		Size	Offset	Power (dBm)	Power (Watts)	ERP(dBm)	ERP(W)
Lowest	QPSK	1	1	23.23	0.2104	24.18	0.2619
Middle		1	1	22.83	0.1919	23.78	0.2388
Highest		1	1	22.73	0.1875	23.68	0.2334
Lowest	16QAM	1	1	22.73	0.1875	23.68	0.2334
Middle		1	1	22.73	0.1875	23.68	0.2334
Highest		1	1	22.33	0.1711	23.28	0.2129
Lowest	64QAM	1	1	21.33	0.1359	22.28	0.1691
Middle		1	1	21.33	0.1359	22.28	0.1691
Highest		1	1	20.93	0.1239	21.88	0.1542
Lowest	256QAM	1	1	18.23	0.0666	19.18	0.0828
Middle		1	1	18.03	0.0636	18.98	0.0791
Highest		1	1	18.03	0.0636	18.98	0.0791
Limit	EEP < 3W			Result		PASS	

NR n71 / 20MHz (Average) (GT - LC = 3.1 dB)							
Channel	Mode	RB		Conducted		ERP	
		Size	Offset	Power (dBm)	Power (Watts)	ERP(dBm)	ERP(W)
Lowest	QPSK	1	1	22.13	0.1634	23.08	0.2033
Middle		1	1	22.93	0.1964	23.88	0.2444
Highest		1	1	22.73	0.1875	23.68	0.2334
Lowest	16QAM	1	1	21.83	0.1525	22.78	0.1897
Middle		1	1	22.63	0.1833	23.58	0.2281
Highest		1	1	22.43	0.1750	23.38	0.2178
Lowest	64QAM	1	1	20.93	0.1239	21.88	0.1542
Middle		1	1	21.13	0.1298	22.08	0.1615
Highest		1	1	21.13	0.1298	22.08	0.1615
Lowest	256QAM	1	1	18.23	0.0666	19.18	0.0828
Middle		1	1	18.03	0.0636	18.98	0.0791
Highest		1	1	18.03	0.0636	18.98	0.0791
Limit	EEP < 3W			Result		PASS	



NR n41 / 20MHz (Average) (GT - LC = 5 dB)							
Channel	Mode	RB		Conducted		EIRP	
		Size	Offset	Power (dBm)	Power (Watts)	EIRP(dBm)	EIRP(W)
Lowest	QPSK	1	1	23.47	0.2224	28.47	0.7031
Middle		1	1	22.77	0.1893	27.77	0.5985
Highest		1	1	22.87	0.1937	27.87	0.6124
Lowest	16QAM	1	1	23.37	0.2173	28.37	0.6871
Middle		1	1	22.67	0.1850	27.67	0.5848
Highest		1	1	22.77	0.1893	27.77	0.5985
Lowest	64QAM	1	1	22.67	0.1850	27.67	0.5848
Middle		1	1	21.37	0.1371	26.37	0.4336
Highest		1	1	21.37	0.1371	26.37	0.4336
Lowest	256QAM	1	1	20.37	0.1089	25.37	0.3444
Middle		1	1	17.97	0.0627	22.97	0.1982
Highest		1	1	17.97	0.0627	22.97	0.1982
Limit	EIRP < 2W			Result		PASS	

NR n41 / 40MHz (Average) (GT - LC = 5 dB)							
Channel	Mode	RB		Conducted		EIRP	
		Size	Offset	Power (dBm)	Power (Watts)	EIRP(dBm)	EIRP(W)
Lowest	QPSK	1	1	23.77	0.2383	28.77	0.7534
Middle		1	1	23.17	0.2075	28.17	0.6562
Highest		1	1	23.07	0.2028	28.07	0.6413
Lowest	16QAM	1	1	23.47	0.2224	28.47	0.7031
Middle		1	1	23.17	0.2075	28.17	0.6562
Highest		1	1	22.97	0.1982	27.97	0.6267
Lowest	64QAM	1	1	22.77	0.1893	27.77	0.5985
Middle		1	1	21.77	0.1504	26.77	0.4754
Highest		1	1	21.67	0.1469	26.67	0.4646
Lowest	256QAM	1	1	20.37	0.1089	25.37	0.3444
Middle		1	1	18.37	0.0688	23.37	0.2173
Highest		1	1	18.37	0.0688	23.37	0.2173
Limit	EIRP < 2W			Result		PASS	



NR n41 / 50MHz (Average) (GT - LC = 5 dB)							
Channel	Mode	RB		Conducted		EIRP	
		Size	Offset	Power (dBm)	Power (Watts)	EIRP(dBm)	EIRP(W)
Lowest	QPSK	1	1	22.67	0.1850	27.67	0.5848
Middle		1	1	22.87	0.1937	27.87	0.6124
Highest		1	1	22.67	0.1850	27.67	0.5848
Lowest	16QAM	1	1	22.37	0.1726	27.37	0.5458
Middle		1	1	22.67	0.1850	27.67	0.5848
Highest		1	1	22.47	0.1767	27.47	0.5585
Lowest	64QAM	1	1	21.57	0.1436	26.57	0.4540
Middle		1	1	21.37	0.1371	26.37	0.4336
Highest		1	1	21.37	0.1371	26.37	0.4336
Lowest	256QAM	1	1	19.57	0.0906	24.57	0.2865
Middle		1	1	17.97	0.0627	22.97	0.1982
Highest		1	1	17.97	0.0627	22.97	0.1982
Limit	EIRP < 2W			Result		PASS	

NR n41 / 60MHz (Average) (GT - LC = 5 dB)							
Channel	Mode	RB		Conducted		EIRP	
		Size	Offset	Power (dBm)	Power (Watts)	EIRP(dBm)	EIRP(W)
Lowest	QPSK	1	1	23.37	0.2173	28.37	0.6871
Middle		1	1	22.97	0.1982	27.97	0.6267
Highest		1	1	22.47	0.1767	27.47	0.5585
Lowest	16QAM	1	1	23.67	0.2329	28.67	0.7363
Middle		1	1	22.77	0.1893	27.77	0.5985
Highest		1	1	23.47	0.2224	28.47	0.7031
Lowest	64QAM	1	1	22.97	0.1982	27.97	0.6267
Middle		1	1	21.07	0.1280	26.07	0.4046
Highest		1	1	21.07	0.1280	26.07	0.4046
Lowest	256QAM	1	1	20.67	0.1167	25.67	0.3690
Middle		1	1	18.27	0.0672	23.27	0.2124
Highest		1	1	17.67	0.0585	22.67	0.1850
Limit	EIRP < 2W			Result		PASS	



NR n41 / 80MHz (Average) (GT - LC = 5 dB)							
Channel	Mode	RB		Conducted		EIRP	
		Size	Offset	Power (dBm)	Power (Watts)	EIRP(dBm)	EIRP(W)
Lowest	QPSK	1	1	23.07	0.2028	28.07	0.6413
Middle		1	1	23.07	0.2028	28.07	0.6413
Highest		1	1	22.77	0.1893	27.77	0.5985
Lowest	16QAM	1	1	22.77	0.1893	27.77	0.5985
Middle		1	1	22.97	0.1982	27.97	0.6267
Highest		1	1	22.67	0.1850	27.67	0.5848
Lowest	64QAM	1	1	22.07	0.1611	27.07	0.5094
Middle		1	1	21.17	0.1310	26.17	0.4140
Highest		1	1	20.97	0.1251	25.97	0.3954
Lowest	256QAM	1	1	19.67	0.0927	24.67	0.2931
Middle		1	1	18.47	0.0704	23.47	0.2224
Highest		1	1	18.17	0.0657	23.17	0.2075
Limit	EIRP < 2W			Result		PASS	

NR n41 / 90MHz (Average) (GT - LC = 5 dB)							
Channel	Mode	RB		Conducted		EIRP	
		Size	Offset	Power (dBm)	Power (Watts)	EIRP(dBm)	EIRP(W)
Lowest	QPSK	1	1	23.57	0.2276	28.57	0.7195
Middle		1	1	23.17	0.2075	28.17	0.6562
Highest		1	1	22.87	0.1937	27.87	0.6124
Lowest	16QAM	1	1	23.57	0.2276	28.57	0.7195
Middle		1	1	22.97	0.1982	27.97	0.6267
Highest		1	1	22.77	0.1893	27.77	0.5985
Lowest	64QAM	1	1	22.87	0.1937	27.87	0.6124
Middle		1	1	21.27	0.1340	26.27	0.4237
Highest		1	1	21.07	0.1280	26.07	0.4046
Lowest	256QAM	1	1	20.57	0.1141	25.57	0.3606
Middle		1	1	18.47	0.0704	23.47	0.2224
Highest		1	1	18.27	0.0672	23.27	0.2124
Limit	EIRP < 2W			Result		PASS	



NR n41 / 100MHz (Average) (GT - LC = 5 dB)							
Channel	Mode	RB		Conducted		EIRP	
		Size	Offset	Power (dBm)	Power (Watts)	EIRP(dBm)	EIRP(W)
Lowest	QPSK	1	1	23.47	0.2224	28.47	0.7031
Middle		1	1	23.07	0.2028	28.07	0.6413
Highest		1	1	22.87	0.1937	27.87	0.6124
Lowest	16QAM	1	1	23.47	0.2224	28.47	0.7031
Middle		1	1	22.87	0.1937	27.87	0.6124
Highest		1	1	22.84	0.1924	27.84	0.6082
Lowest	64QAM	1	1	22.77	0.1893	27.77	0.5985
Middle		1	1	21.17	0.1310	26.17	0.4140
Highest		1	1	20.97	0.1251	25.97	0.3954
Lowest	256QAM	1	1	20.37	0.1089	25.37	0.3444
Middle		1	1	18.37	0.0688	23.37	0.2173
Highest		1	1	18.17	0.0657	23.17	0.2075
Limit	EIRP < 2W			Result		PASS	



Radiated Spurious Emission

<Ant. 8+0>

EN-DC 2A-n5A

EN-DC 2A-n5A / 20MHz / PI/2 BPSK									
Channel	Frequency ( MHz )	ERP ( dBm )	Limit ( dBm )	Over Limit ( dB )	SPA Reading (dBm)	S.G. Power ( dBm )	TX Cable loss ( dB )	TX Antenna Gain (dBi)	Polarization (H/V)
Lowest	1650	-43.65	-13	-30.65	-72.09	-49.25	0.92	8.67	H
	2475	-39.08	-13	-26.08	-72.61	-46.45	1.14	10.67	H
	3301	-38.09	-13	-25.09	-73.43	-46.64	1.32	12.02	H
									H
									H
	1650	-44.39	-13	-31.39	-72.29	-49.99	0.92	8.67	V
	2475	-38.99	-13	-25.99	-72.68	-46.36	1.14	10.67	V
	3301	-37.52	-13	-24.52	-73.33	-46.07	1.32	12.02	V
									V
									V
Middle	1655	-43.66	-13	-30.66	-72.11	-49.28	0.92	8.69	H
	2483	-38.98	-13	-25.98	-72.53	-46.36	1.15	10.68	H
	3311	-37.77	-13	-24.77	-73.1	-46.34	1.33	12.05	H
									H
									H
	1655	-44.32	-13	-31.32	-72.21	-49.94	0.92	8.69	V
	2483	-38.76	-13	-25.76	-72.49	-46.14	1.15	10.68	V
	3311	-37.31	-13	-24.31	-73.11	-45.88	1.33	12.05	V
									V
									V



Highest	1660	-43.77	-13	-30.77	-72.23	-49.40	0.92	8.71	H
	2490	-39.41	-13	-26.41	-72.97	-46.80	1.15	10.69	H
	3321	-37.67	-13	-24.67	-72.97	-46.26	1.33	12.07	H
									H
									H
	1660	-44.39	-13	-31.39	-72.27	-50.02	0.92	8.71	V
	2490	-39.19	-13	-26.19	-72.94	-46.58	1.15	10.69	V
	3321	-37.21	-13	-24.21	-72.97	-45.80	1.33	12.07	V
									V
									V

**Remark:**

1. Spurious emissions within 30-1000MHz were found more than 20dB below limit line.
2. The EN-DC 2A-n5A, 66A-n5A, 48A-n5A, use same antenna configurations, and the middle channels are pre-scanned and the worst configuration, 2A-n5, is tested by low, middle, high channels.



**EN-DC 66A-n5A**

EN-DC 66A-n5A / 20MHz / PI/2 BPSK									
Channel	Frequency ( MHz )	ERP ( dBm )	Limit ( dBm )	Over Limit ( dB )	SPA Reading (dBm)	S.G. Power ( dBm )	TX Cable loss ( dB )	TX Antenna Gain (dBi)	Polarization (H/V)
Middle	1655	-43.31	-13	-30.31	-71.76	-48.93	0.92	8.69	H
	2483	-38.97	-13	-25.97	-72.52	-46.35	1.15	10.68	H
	3311	-37.54	-13	-24.54	-72.87	-46.11	1.33	12.05	H
									H
									H
									H
									H
	1655	-43.67	-13	-30.67	-71.56	-49.29	0.92	8.69	V
	2483	-38.64	-13	-25.64	-72.37	-46.02	1.15	10.68	V
	3311	-36.51	-13	-23.51	-72.31	-45.08	1.33	12.05	V
									V
									V
									V
									V

**Remark:** Spurious emissions within 30-1000MHz were found more than 20dB below limit line.





**EN-DC 2A-n71A**

EN-DC 2A-n12A / 20MHz / PI/2 BPSK									
Channel	Frequency ( MHz )	ERP ( dBm )	Limit ( dBm )	Over Limit ( dB )	SPA Reading (dBm)	S.G. Power ( dBm )	TX Cable loss ( dB )	TX Antenna Gain (dBi)	Polarization (H/V)
Lowest	1328	-41.86	-13	-28.86	-70.91	-48.34	0.83	7.31	H
	1992	-40.97	-13	-27.97	-71.82	-49.90	1.04	9.97	H
	2657	-38.40	-13	-25.40	-72.19	-48.10	1.19	10.89	H
									H
									H
									H
									H
	1328	-42.70	-13	-29.70	-70.91	-49.18	0.83	7.31	V
	1992	-41.67	-13	-28.67	-71.55	-50.60	1.04	9.97	V
	2657	-38.81	-13	-25.81	-72.56	-48.51	1.19	10.89	V
									V
									V
									V
									V
Middle	1343	-41.44	-13	-28.44	-70.58	-47.99	0.83	7.38	H
	2015	-40.63	-13	-27.63	-71.83	-49.61	1.04	10.02	H
	2687	-38.49	-13	-25.49	-72.39	-48.22	1.19	10.92	H
									H
									H
									H
									H
	1343	-42.50	-13	-29.50	-70.72	-49.05	0.83	7.38	V
	2015	-41.59	-13	-28.59	-71.8	-50.57	1.04	10.02	V
	2687	-38.53	-13	-25.53	-72.39	-48.26	1.19	10.92	V
									V
									V
									V
									V



Highest	1358	-41.21	-13	-28.21	-70.43	-47.82	0.83	7.45	H
	2037	-40.14	-13	-27.14	-71.73	-49.14	1.05	10.05	H
	2717	-38.05	-13	-25.05	-72.07	-47.81	1.20	10.96	H
									H
									H
									H
									H
	1358	-42.33	-13	-29.33	-70.55	-48.94	0.83	7.45	V
	2037	-41.05	-13	-28.05	-71.62	-50.05	1.05	10.05	V
	2717	-38.24	-13	-25.24	-72.21	-48.00	1.20	10.96	V
									V
									V
									V
									V

**Remark:**

1. Spurious emissions within 30-1000MHz were found more than 20dB below limit line.
2. The EN-DC 2A-n71A, 7A-n71A, 66A-n71A, use same antenna configurations, and the middle channels are pre-scanned and the worst configuration, 2A-n71, is tested by low, middle, high channels.



**EN-DC 7A-n71A**

EN-DC 7A-n71A / 20MHz / PI/2 BPSK									
Channel	Frequency ( MHz )	ERP ( dBm )	Limit ( dBm )	Over Limit ( dB )	SPA Reading (dBm)	S.G. Power ( dBm )	TX Cable loss ( dB )	TX Antenna Gain (dBi)	Polarization (H/V)
Middle	1343	-41.53	-13	-28.53	-70.67	-48.08	0.83	7.38	H
	2015	-40.65	-13	-27.65	-71.85	-49.63	1.04	10.02	H
	2687	-38.67	-13	-25.67	-72.57	-48.40	1.19	10.92	H
									H
									H
									H
									H
	1343	-42.52	-13	-29.52	-70.74	-49.07	0.83	7.38	V
	2015	-41.81	-13	-28.81	-72.02	-50.79	1.04	10.02	V
	2687	-38.25	-13	-25.25	-72.11	-47.98	1.19	10.92	V
									V
									V
									V
									V

**Remark:** Spurious emissions within 30-1000MHz were found more than 20dB below limit line.



**EN-DC 66A-n71A**

EN-DC 66A-n71A / 20MHz / PI/2 BPSK									
Channel	Frequency ( MHz )	ERP ( dBm )	Limit ( dBm )	Over Limit ( dB )	SPA Reading (dBm)	S.G. Power ( dBm )	TX Cable loss ( dB )	TX Antenna Gain (dBi)	Polarization (H/V)
Middle	1343	-41.56	-13	-28.56	-70.7	-48.11	0.83	7.38	H
	2015	-40.50	-13	-27.50	-71.7	-49.48	1.04	10.02	H
	2687	-38.70	-13	-25.70	-72.6	-48.43	1.19	10.92	H
									H
									H
									H
									H
	1343	-42.25	-13	-29.25	-70.47	-48.80	0.83	7.38	V
	2015	-41.56	-13	-28.56	-71.77	-50.54	1.04	10.02	V
	2687	-38.65	-13	-25.65	-72.51	-48.38	1.19	10.92	V
									V
									V
									V
									V

**Remark:** Spurious emissions within 30-1000MHz were found more than 20dB below limit line.



<Ant. 4+0>

**EN-DC 48A-n5A**

EN-DC 48A-n5A / 20MHz / PI/2 BPSK									
Channel	Frequency ( MHz )	ERP ( dBm )	Limit ( dBm )	Over Limit ( dB )	SPA Reading (dBm)	S.G. Power ( dBm )	TX Cable loss ( dB )	TX Antenna Gain (dBi)	Polarization (H/V)
Middle	1656	-63.44	-13	-50.44	-71.89	-69.06	0.92	8.69	H
	2480	-59.20	-13	-46.20	-72.69	-66.58	1.15	10.67	H
	3312	-57.83	-13	-44.83	-73.13	-66.40	1.33	12.05	H
									H
									H
									H
									H
	1656	-63.90	-13	-50.90	-71.78	-69.52	0.92	8.69	V
	2480	-59.03	-13	-46.03	-72.69	-66.41	1.15	10.67	V
	3312	-57.02	-13	-44.02	-72.78	-65.59	1.33	12.05	V
									V
									V
									V
									V

Remark: Spurious emissions within 30-1000MHz were found more than 20dB below limit line.



<Ant. 0+8>

**EN-DC 2A-n41A**

EN-DC 2A-n41A / 20MHz / PI/2 BPSK									
Channel	Frequency ( MHz )	EIRP ( dBm )	Limit ( dBm )	Over Limit ( dB )	SPA Reading (dBm)	S.G. Power ( dBm )	TX Cable loss ( dB )	TX Antenna Gain (dBi)	Polarization (H/V)
Lowest	4992	-52.33	-25	-27.33	-74.33	-63.32	1.61	12.60	H
	7494	-47.64	-25	-22.64	-74.03	-56.76	1.99	11.11	H
	9990	-44.57	-25	-19.57	-74.15	-53.48	2.40	11.30	H
									H
									H
	4992	-52.39	-25	-27.39	-73.93	-63.38	1.61	12.60	V
	7494	-47.45	-25	-22.45	-73.8	-56.57	1.99	11.11	V
	9990	-44.11	-25	-19.11	-74.46	-53.02	2.40	11.30	V
									V
									V
Middle	5172	-52.83	-25	-27.83	-74.78	-64.02	1.65	12.84	H
	7752	-43.04	-25	-18.04	-73.95	-52.17	2.03	11.15	H
	10341	-44.26	-25	-19.26	-74.68	-52.89	2.39	11.03	H
									H
									H
	5172	-53.55	-25	-28.55	-75.3	-64.74	1.65	12.84	V
	7752	-48.12	-25	-23.12	-73.79	-57.25	2.03	11.15	V
	10341	-43.99	-25	-18.99	-74.46	-52.62	2.39	11.03	V
									V
									V



Highest	5340	-52.34	-25	-27.34	-74.76	-63.72	1.70	13.08	H
	8016	-46.74	-25	-21.74	-73.9	-55.91	2.06	11.23	H
	10683	-43.25	-25	-18.25	-74.11	-51.66	2.49	10.90	H
									H
									H
									H
									H
	5340	-52.81	-25	-27.81	-74.89	-64.19	1.70	13.08	V
	8016	-46.63	-25	-21.63	-73.68	-55.80	2.06	11.23	V
	10683	-43.50	-25	-18.50	-74.12	-51.91	2.49	10.90	V
									V
									V
									V
									V

**Remark:**

1. Spurious emissions within 30-1000MHz were found more than 20dB below limit line.
2. The EN-DC 2A-n41A, 25A-n41A, 26A-n41A, 66A-n41A, use same antenna configurations, and the middle channels are pre-scanned and the worst configuration, 2A-n41, is tested by low, middle, high channels.



**EN-DC 25A-n41A**

EN-DC 25A-n41A / 20MHz / PI/2 BPSK									
Channel	Frequency ( MHz )	EIRP ( dBm )	Limit ( dBm )	Over Limit ( dB )	SPA Reading (dBm)	S.G. Power ( dBm )	TX Cable loss ( dB )	TX Antenna Gain (dBi)	Polarization (H/V)
Middle	5172	-53.54	-25	-28.54	-75.49	-64.73	1.65	12.84	H
	7752	-48.51	-25	-23.51	-74.42	-57.64	2.03	11.15	H
	10341	-44.55	-25	-19.55	-74.97	-53.18	2.39	11.03	H
									H
									H
									H
									H
	5172	-53.89	-25	-28.89	-75.64	-65.08	1.65	12.84	V
	7752	-48.54	-25	-23.54	-74.21	-57.67	2.03	11.15	V
	10341	-44.24	-25	-19.24	-74.71	-52.87	2.39	11.03	V
									V
									V
									V
									V

**Remark:** Spurious emissions within 30-1000MHz were found more than 20dB below limit line.





**EN-DC 26A-n41A**

EN-DC 26A-n41A / 20MHz / PI/2 BPSK									
Channel	Frequency ( MHz )	EIRP ( dBm )	Limit ( dBm )	Over Limit ( dB )	SPA Reading (dBm)	S.G. Power ( dBm )	TX Cable loss ( dB )	TX Antenna Gain (dBi)	Polarization (H/V)
Middle	5172	-53.40	-25	-28.40	-75.35	-64.59	1.65	12.84	H
	7752	-48.39	-25	-23.39	-74.3	-57.52	2.03	11.15	H
	10341	-44.28	-25	-19.28	-74.7	-52.91	2.39	11.03	H
									H
									H
									H
									H
	5172	-53.44	-25	-28.44	-75.19	-64.63	1.65	12.84	V
	7752	-48.42	-25	-23.42	-74.09	-57.55	2.03	11.15	V
	10341	-44.47	-25	-19.47	-74.94	-53.10	2.39	11.03	V
									V
									V
									V
									V

**Remark:** Spurious emissions within 30-1000MHz were found more than 20dB below limit line.



**EN-DC 66A-n41A**

EN-DC 66A-n41A / 20MHz / PI/2 BPSK									
Channel	Frequency ( MHz )	EIRP ( dBm )	Limit ( dBm )	Over Limit ( dB )	SPA Reading (dBm)	S.G. Power ( dBm )	TX Cable loss ( dB )	TX Antenna Gain (dBi)	Polarization (H/V)
Middle	5172	-53.38	-25	-28.38	-75.33	-64.57	1.65	12.84	H
	7752	-48.29	-25	-23.29	-74.2	-57.42	2.03	11.15	H
	10341	-44.27	-25	-19.27	-74.69	-52.90	2.39	11.03	H
									H
									H
									H
									H
	5172	-53.71	-25	-28.71	-75.46	-64.90	1.65	12.84	V
	7752	-48.65	-25	-23.65	-74.32	-57.78	2.03	11.15	V
	10341	-44.61	-25	-19.61	-75.08	-53.24	2.39	11.03	V
									V
									V
									V
									V

**Remark:** Spurious emissions within 30-1000MHz were found more than 20dB below limit line.