

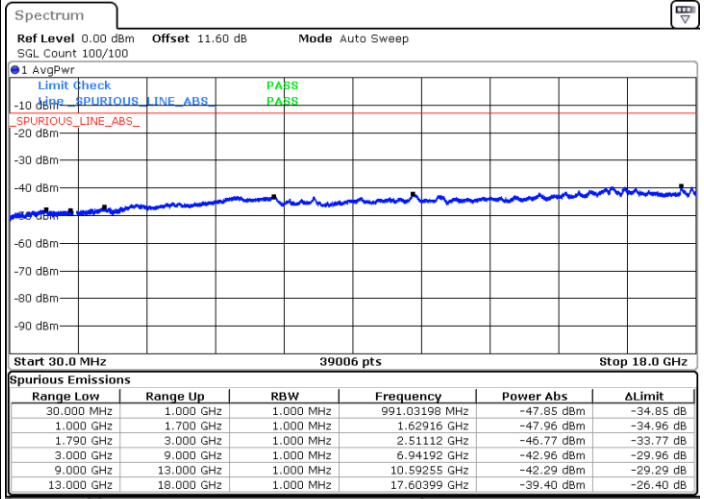
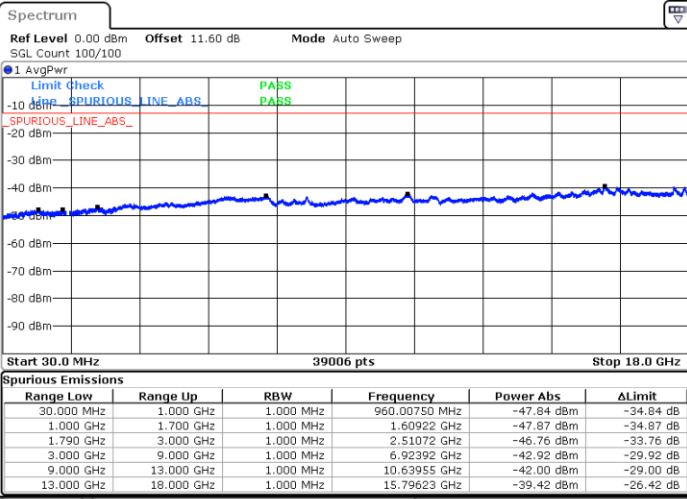


LTE Band 66C / 15MHz+10MHz

256QAM

Highest Channel / 1RB0 and 1RB49

Highest Channel / 1RB74 and 1RB0

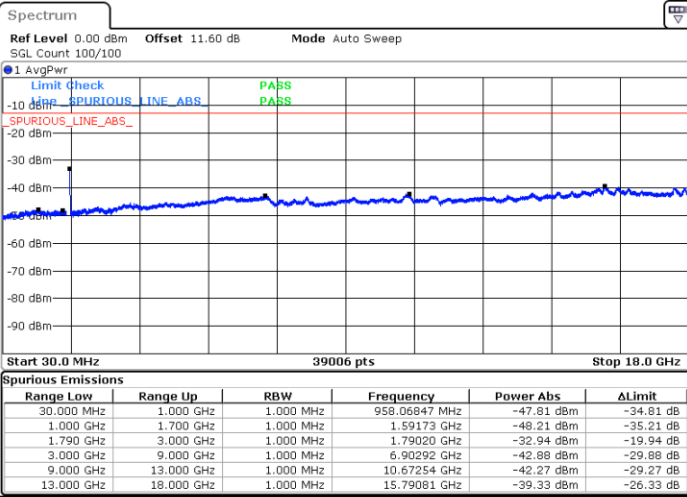


Date: 9.OCT.2020 10:42:41

Date: 9.OCT.2020 10:41:49

Highest Channel / FullIRB

N/A



Date: 9.OCT.2020 10:48:42

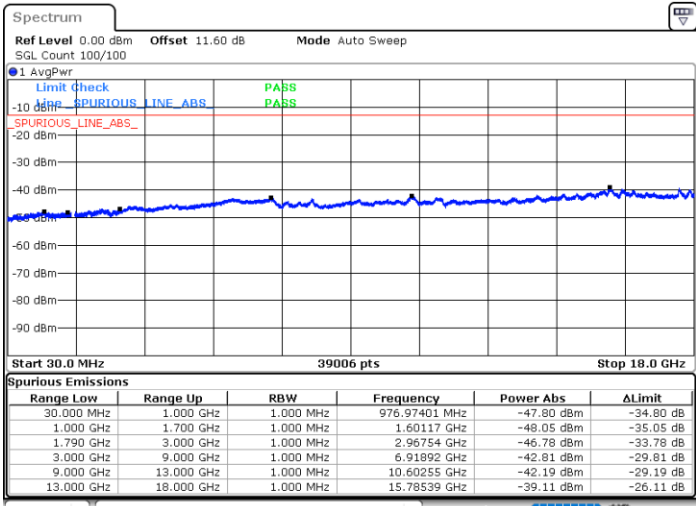


LTE Band 66C / 15MHz+15MHz

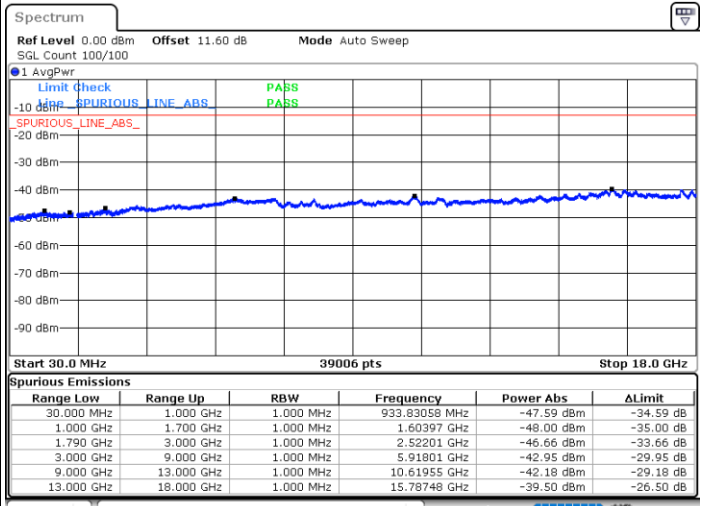
256QAM

Lowest Channel / 1RB0 and 1RB74

Lowest Channel / 1RB74 and 1RB0



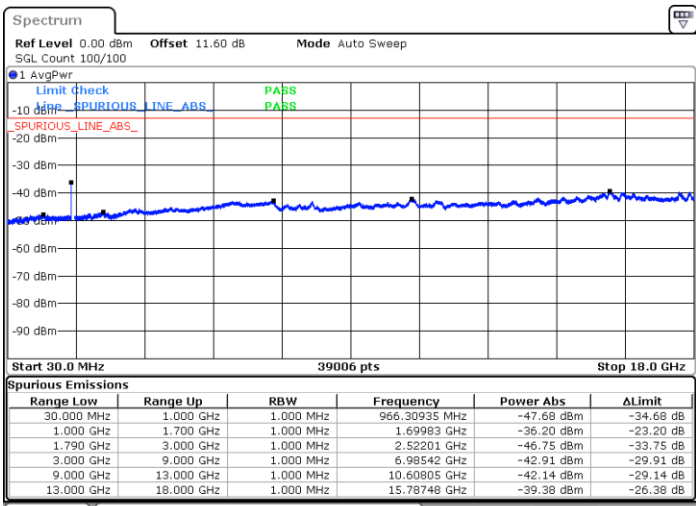
Date: 9.OCT.2020 13:56:41



Date: 9.OCT.2020 13:50:40

Lowest Channel / FullIRB

N/A



Date: 9.OCT.2020 13:57:32

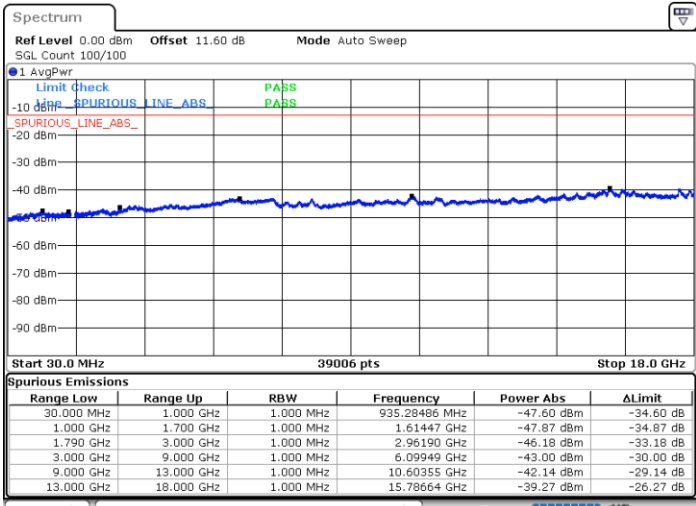


LTE Band 66C / 15MHz+15MHz

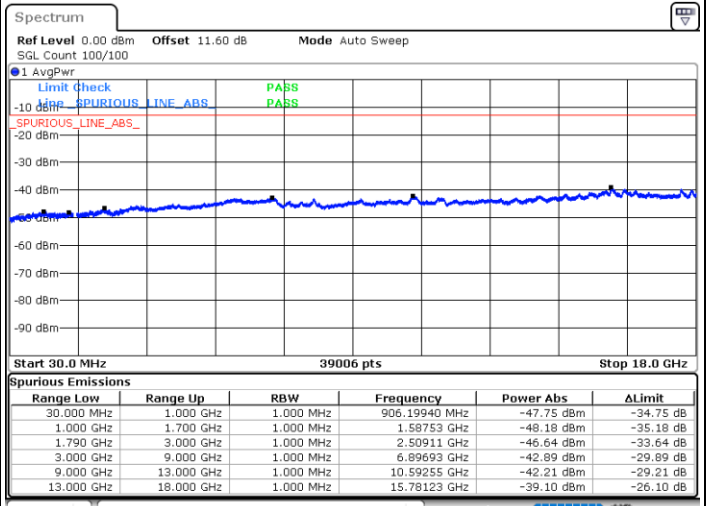
256QAM

Middle Channel / 1RB0 and 1RB74

Middle Channel / 1RB74 and 1RB0



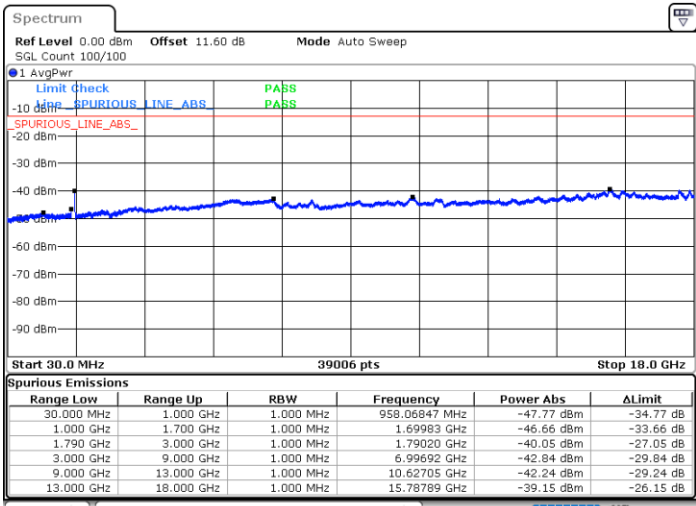
Date: 9.OCT.2020 14:08:10



Date: 9.OCT.2020 14:14:11

Middle Channel / FullIRB

N/A



Date: 9.OCT.2020 14:07:19

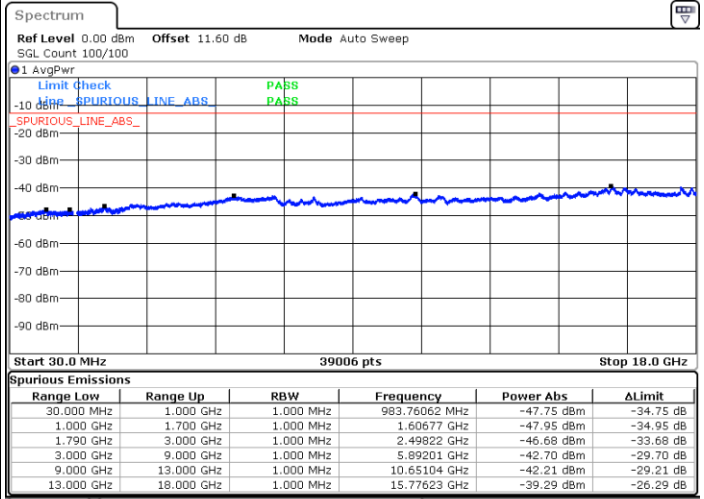
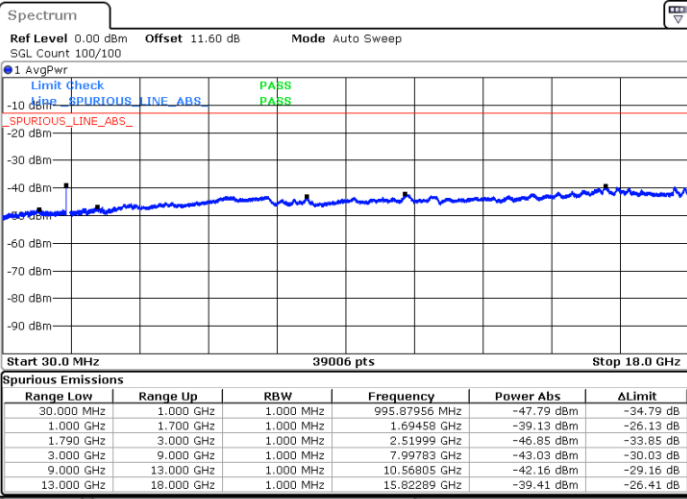


LTE Band 66C / 15MHz+15MHz

256QAM

Highest Channel / 1RB0 and 1RB74

Highest Channel / 1RB74 and 1RB0

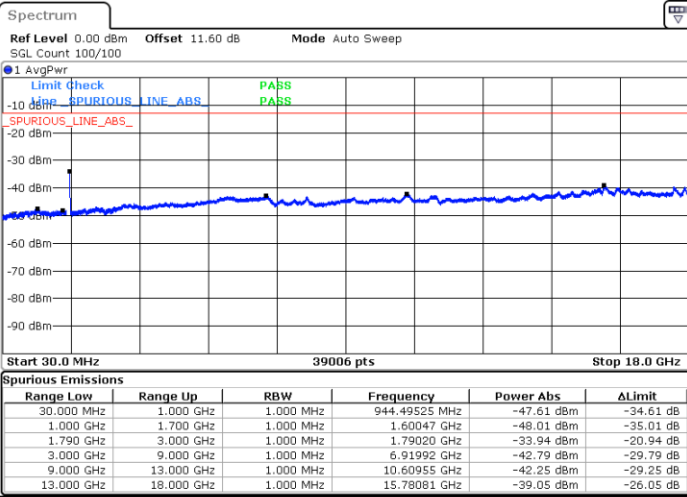


Date: 9.OCT.2020 14:29:03

Date: 9.OCT.2020 14:28:11

Highest Channel / FullIRB

N/A



Date: 9.OCT.2020 14:35:03

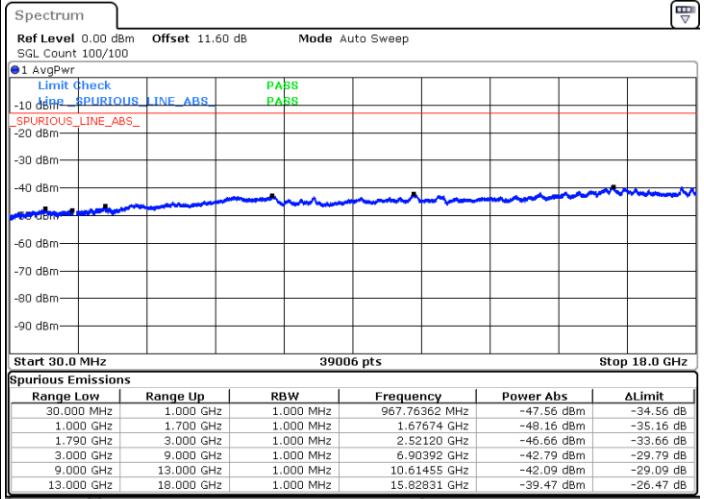
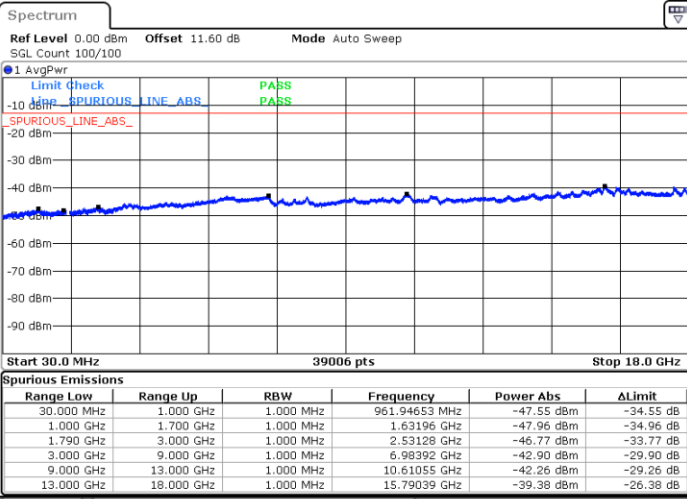


LTE Band 66C / 15MHz+20MHz

256QAM

Lowest Channel / 1RB0 and 1RB99

Lowest Channel / 1RB74 and 1RB0

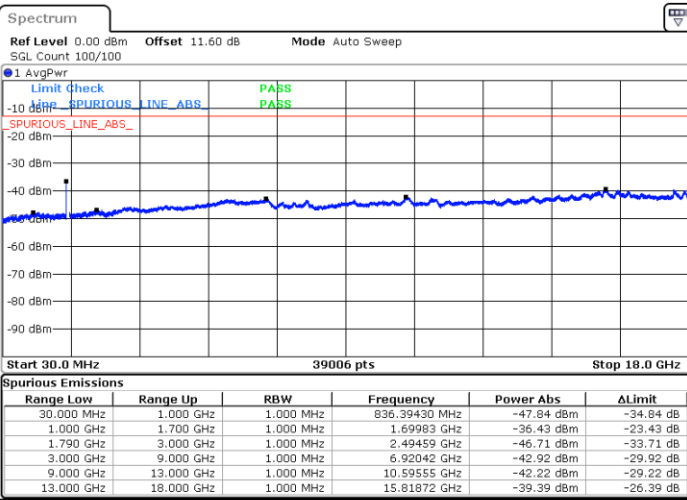


Date: 9.OCT.2020 15:03:00

Date: 9.OCT.2020 14:57:00

Lowest Channel / FullIRB

N/A



Date: 9.OCT.2020 15:03:52

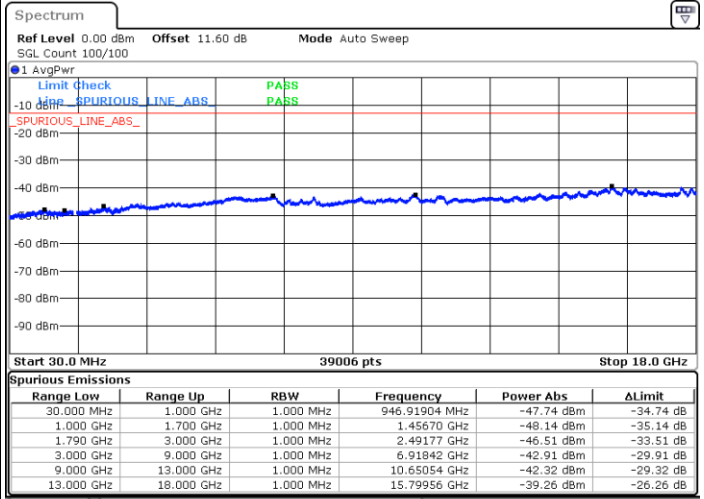
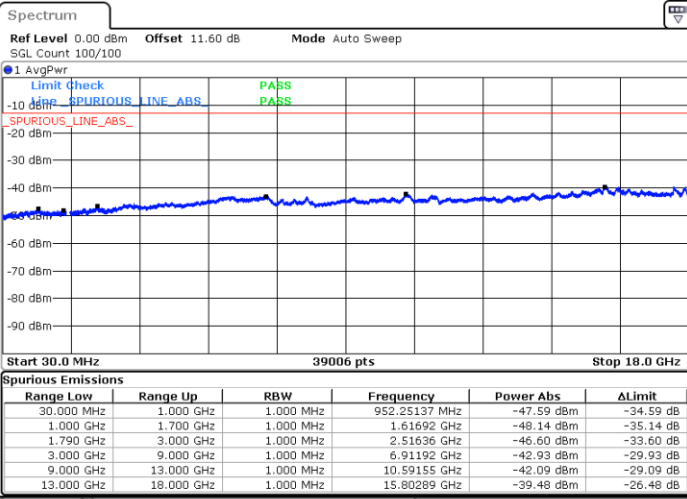


LTE Band 66C / 15MHz+20MHz

256QAM

Middle Channel / 1RB0 and 1RB99

Middle Channel / 1RB74 and 1RB0

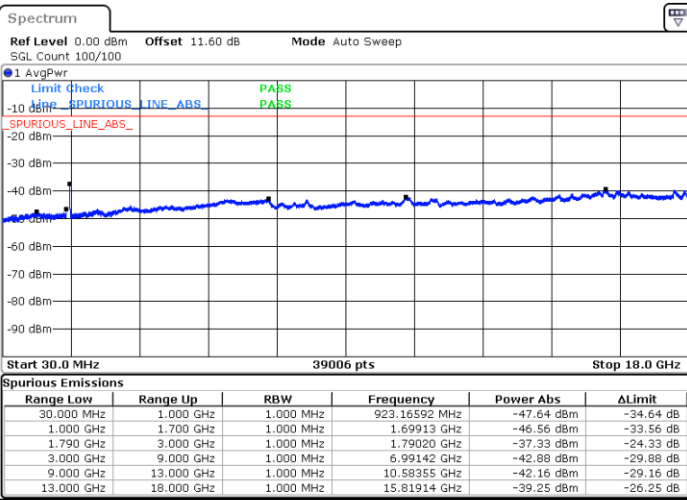


Date: 9.OCT.2020 15:14:21

Date: 9.OCT.2020 15:20:21

Middle Channel / FullIRB

N/A



Date: 9.OCT.2020 15:13:29

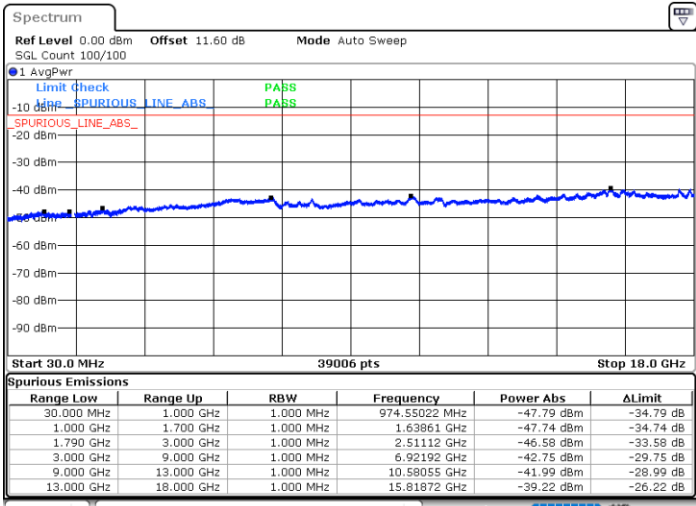


LTE Band 66C / 15MHz+20MHz

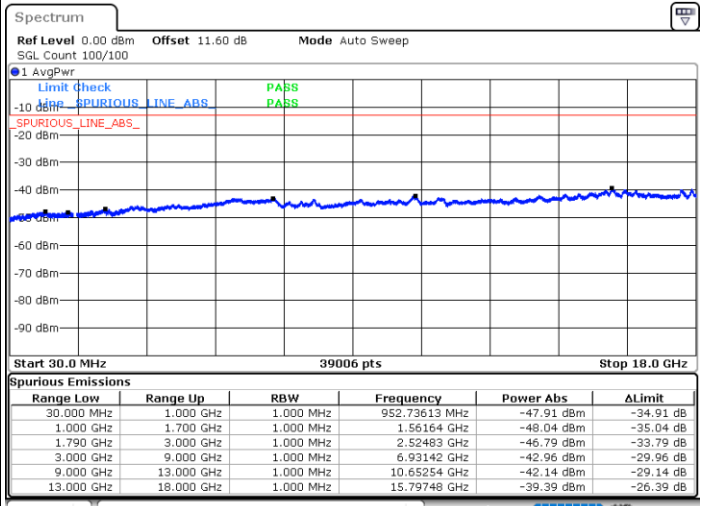
256QAM

Highest Channel / 1RB0 and 1RB99

Highest Channel / 1RB74 and 1RB0



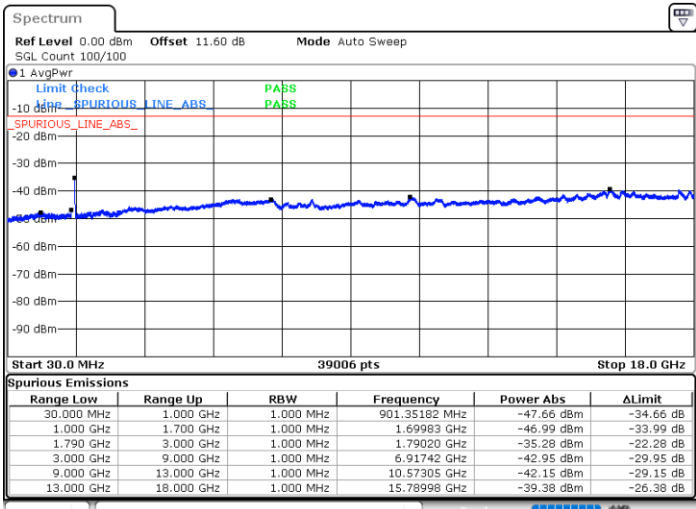
Date: 9.OCT.2020 15:33:40



Date: 9.OCT.2020 15:32:49

Highest Channel / FullIRB

N/A



Date: 9.OCT.2020 15:39:40

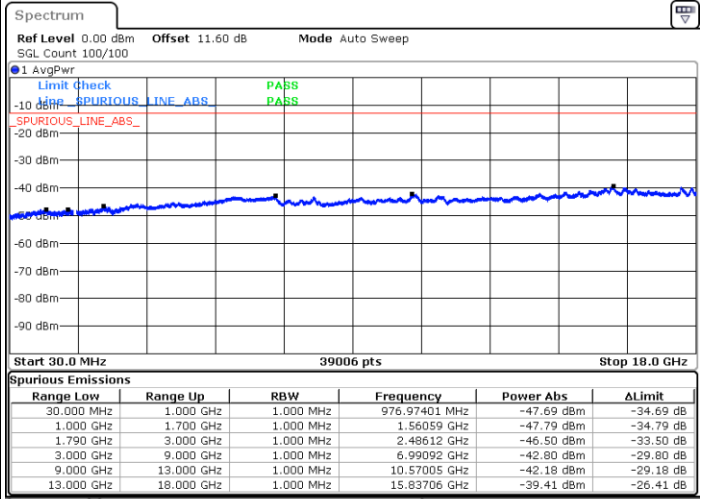
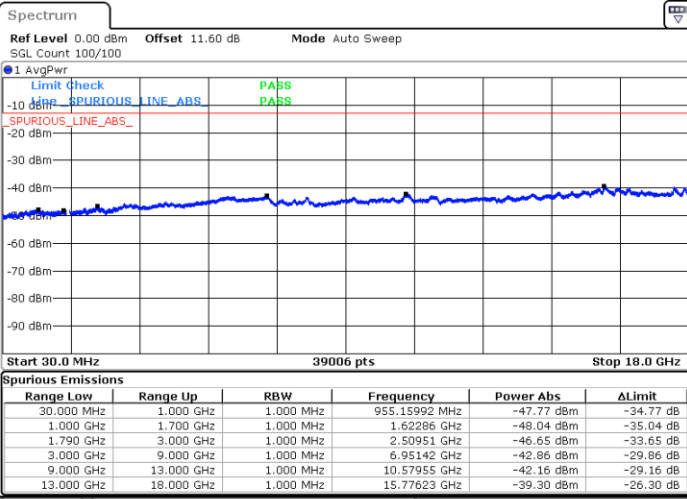


LTE Band 66C / 20MHz+5MHz

256QAM

Lowest Channel / 1RB0 and 1RB24

Lowest Channel / 1RB99 and 1RB0

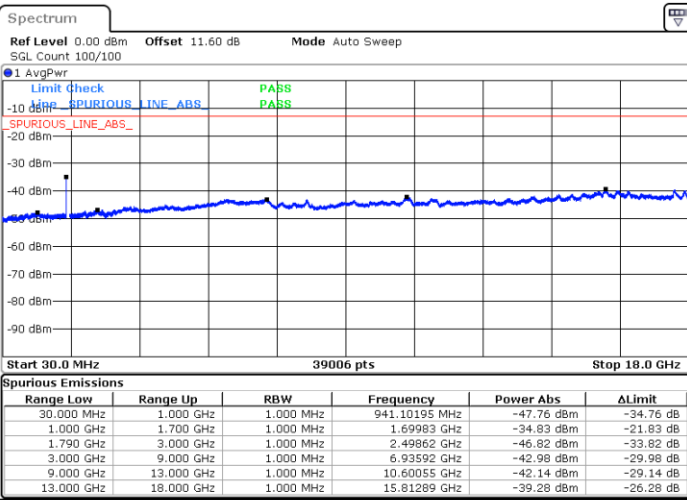


Date: 9.OCT.2020 16:59:38

Date: 9.OCT.2020 16:53:37

Lowest Channel / FullIRB

N/A



Date: 9.OCT.2020 17:00:30



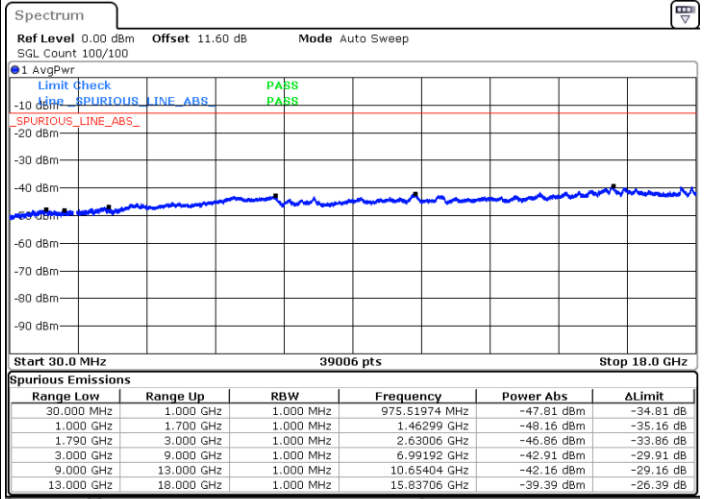
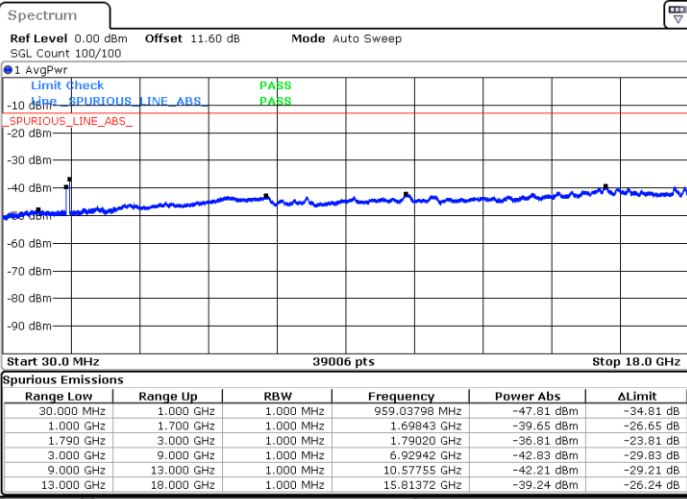


LTE Band 66C / 20MHz+5MHz

256QAM

Middle Channel / 1RB0 and 1RB24

Middle Channel / 1RB99 and 1RB0

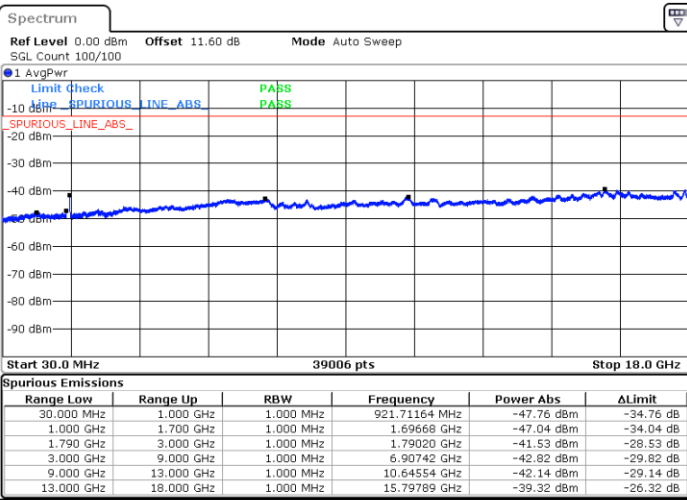


Date: 9.OCT.2020 17:36:30

Date: 9.OCT.2020 17:42:30

Middle Channel / FullIRB

N/A



Date: 9.OCT.2020 17:35:38

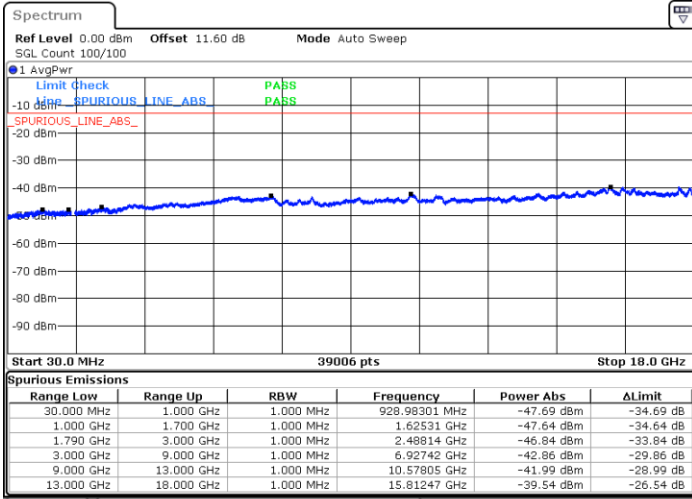


LTE Band 66C / 20MHz+5MHz

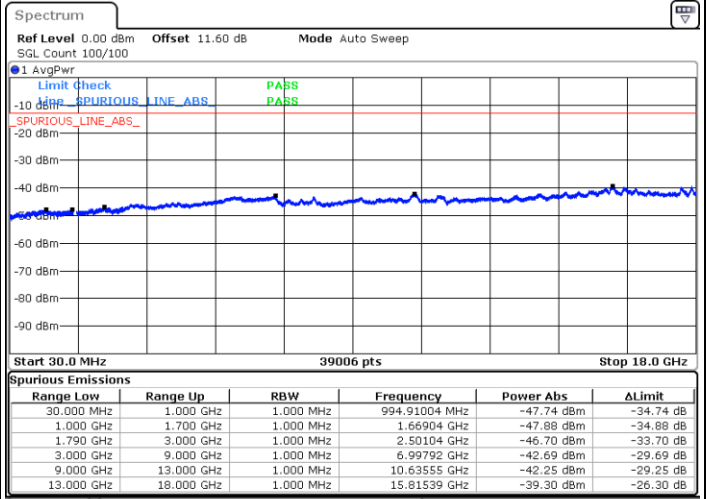
256QAM

Highest Channel / 1RB0 and 1RB24

Highest Channel / 1RB99 and 1RB0



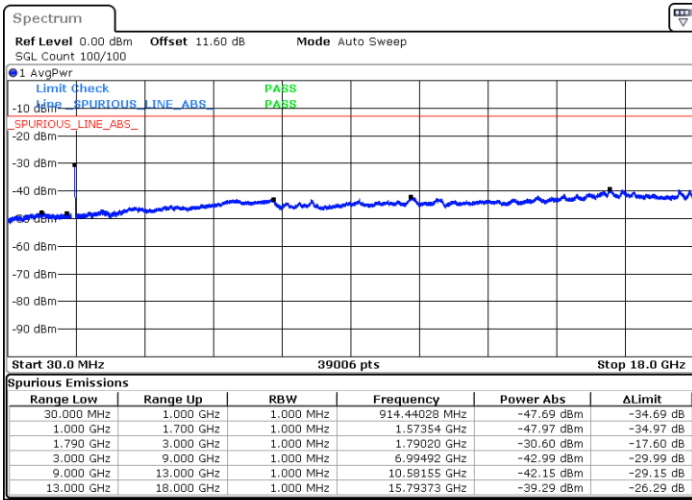
Date: 9.OCT.2020 17:19:05



Date: 9.OCT.2020 17:18:14

Highest Channel / FullIRB

N/A



Date: 9.OCT.2020 17:25:06

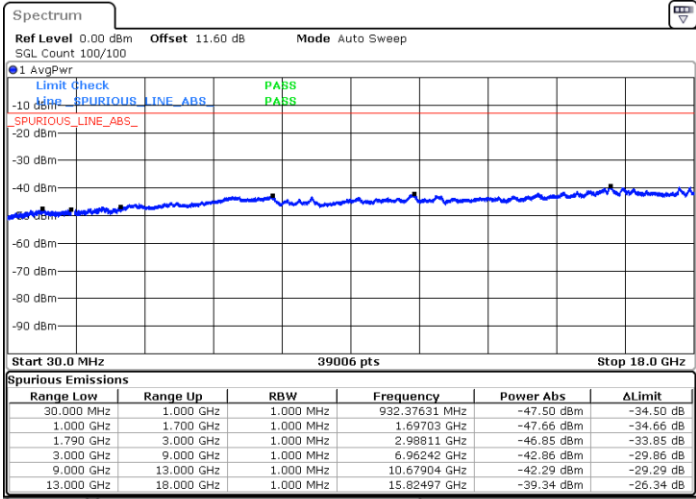


LTE Band 66C / 20MHz+10MHz

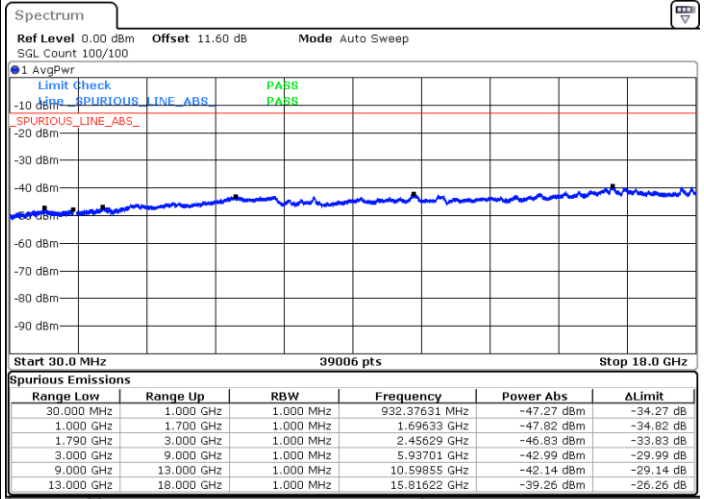
256QAM

Lowest Channel / 1RB0 and 1RB49

Lowest Channel / 1RB99 and 1RB0



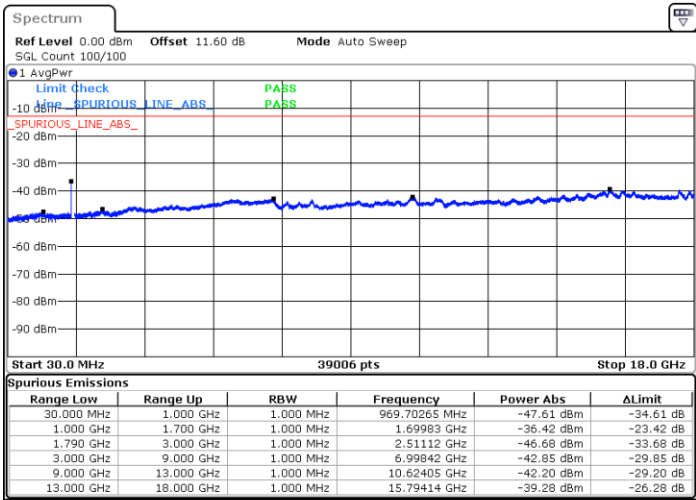
Date: 9.OCT.2020 12:39:09



Date: 9.OCT.2020 12:33:08

Lowest Channel / FullIRB

N/A



Date: 9.OCT.2020 12:40:00

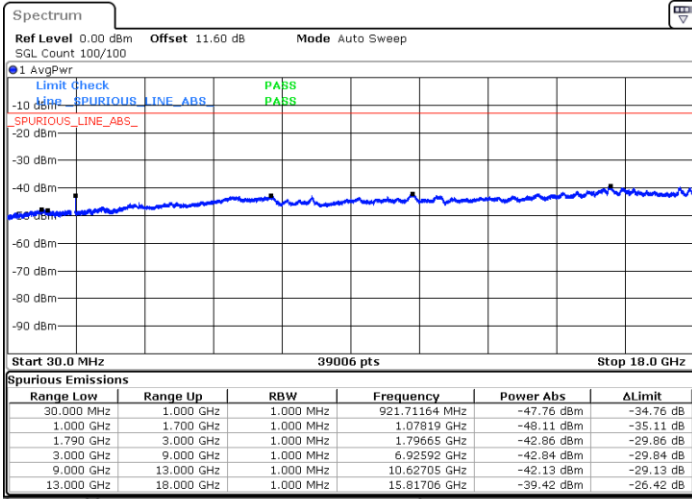


LTE Band 66C / 20MHz+10MHz

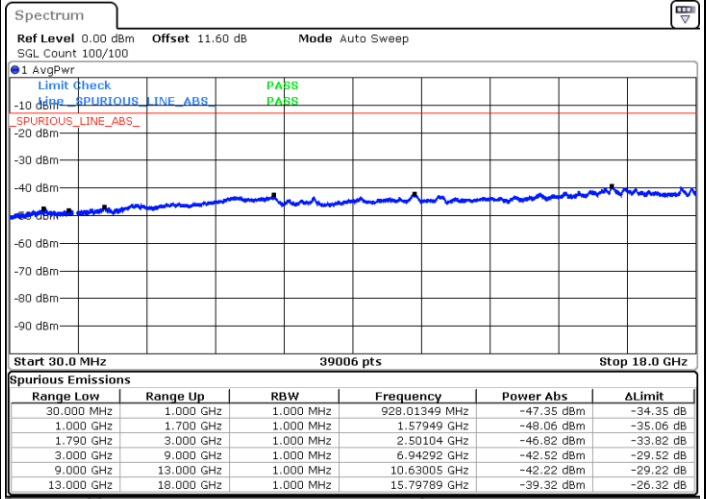
256QAM

Middle Channel / 1RB0 and 1RB49

Middle Channel / 1RB99 and 1RB0



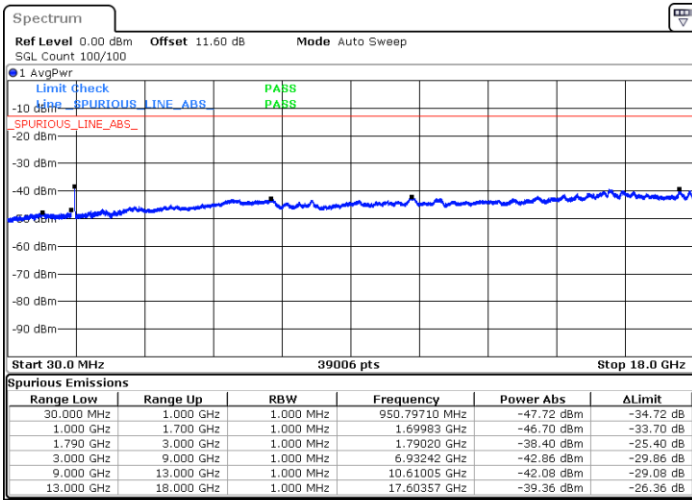
Date: 9.OCT.2020 12:53:14



Date: 9.OCT.2020 12:59:15

Middle Channel / FullIRB

N/A



Date: 9.OCT.2020 12:52:23

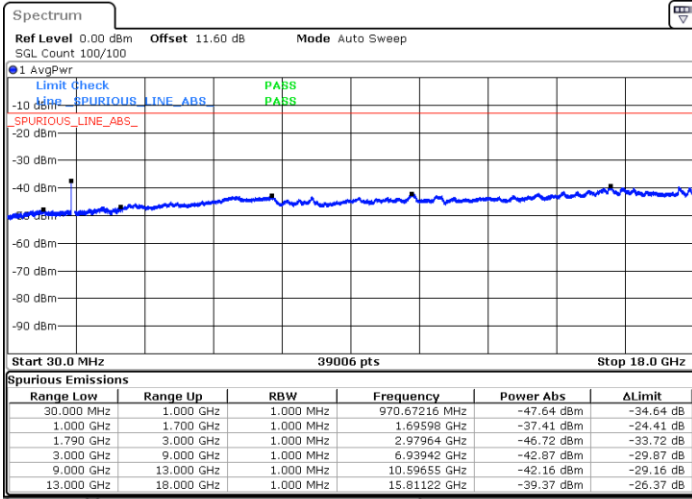


LTE Band 66C / 20MHz+10MHz

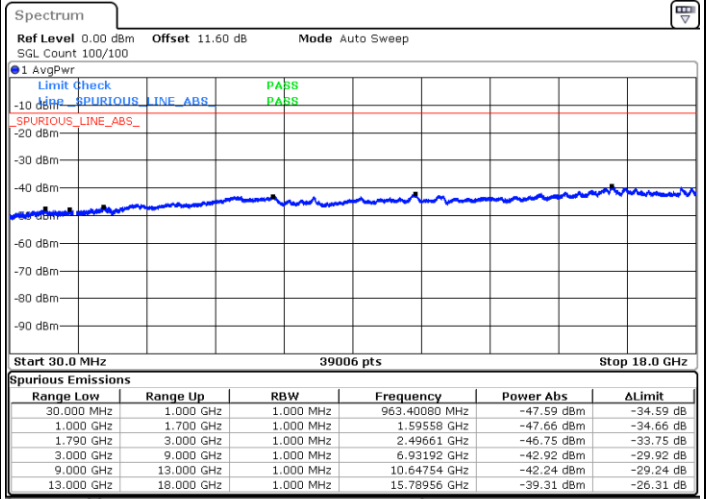
256QAM

Highest Channel / 1RB0 and 1RB49

Highest Channel / 1RB99 and 1RB0



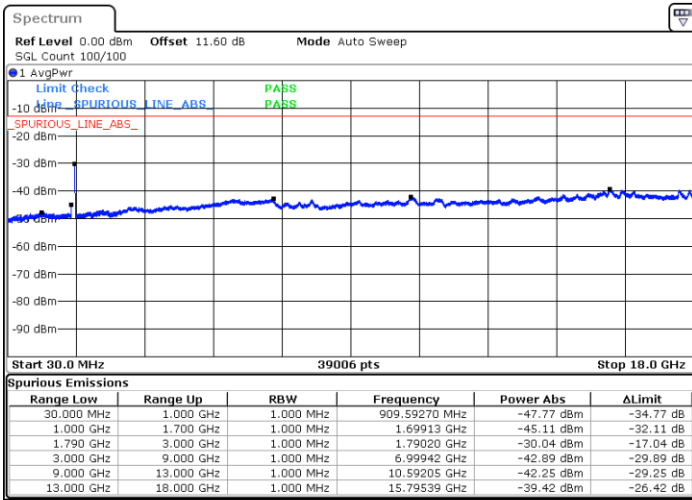
Date: 9.OCT.2020 13:12:33



Date: 9.OCT.2020 13:11:41

Highest Channel / FullIRB

N/A



Date: 9.OCT.2020 13:18:33

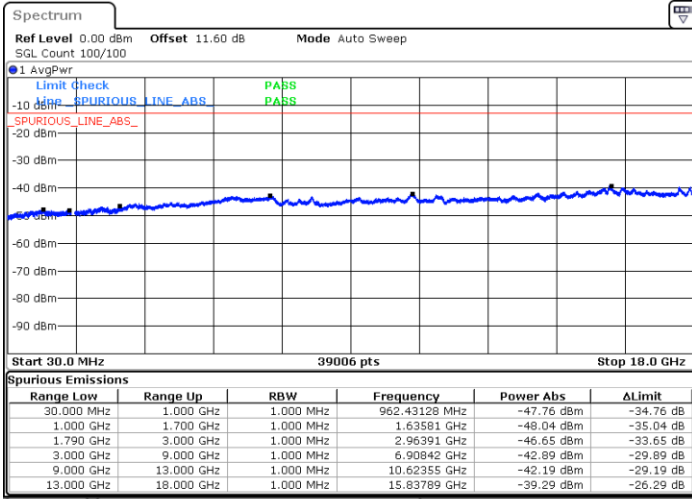


LTE Band 66C / 20MHz+15MHz

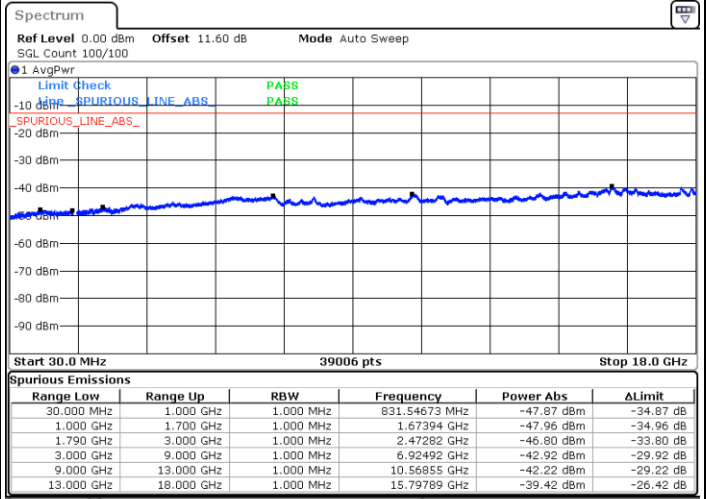
256QAM

Lowest Channel / 1RB0 and 1RB74

Lowest Channel / 1RB99 and 1RB0



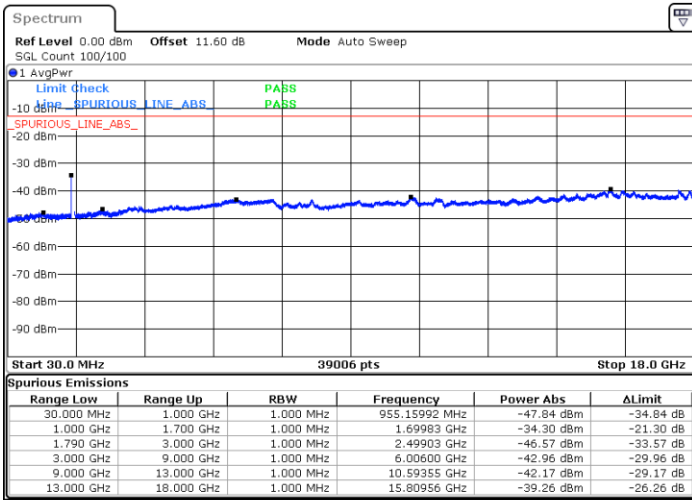
Date: 9.OCT.2020 15:56:58



Date: 9.OCT.2020 15:50:58

Lowest Channel / FullIRB

N/A



Date: 9.OCT.2020 15:57:50

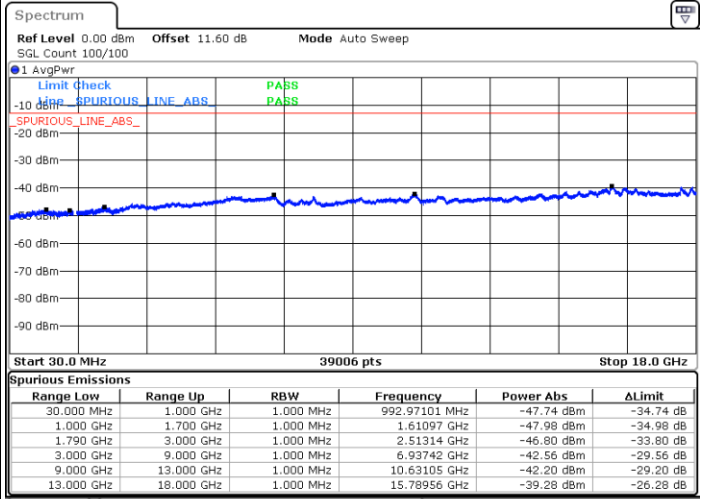
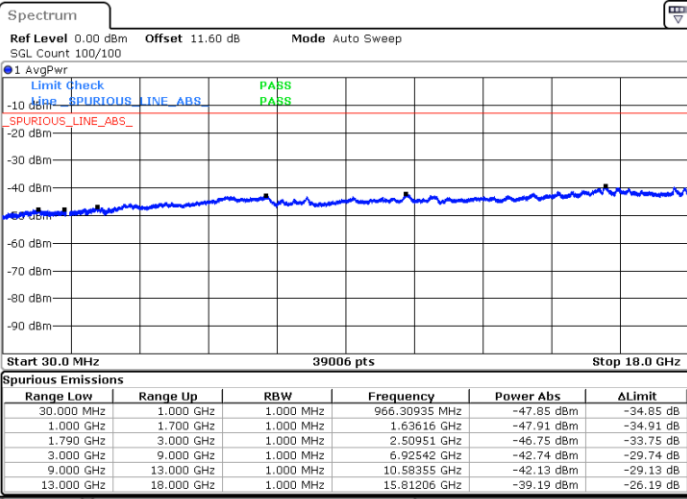


LTE Band 66C / 20MHz+15MHz

256QAM

Middle Channel / 1RB0 and 1RB74

Middle Channel / 1RB99 and 1RB0

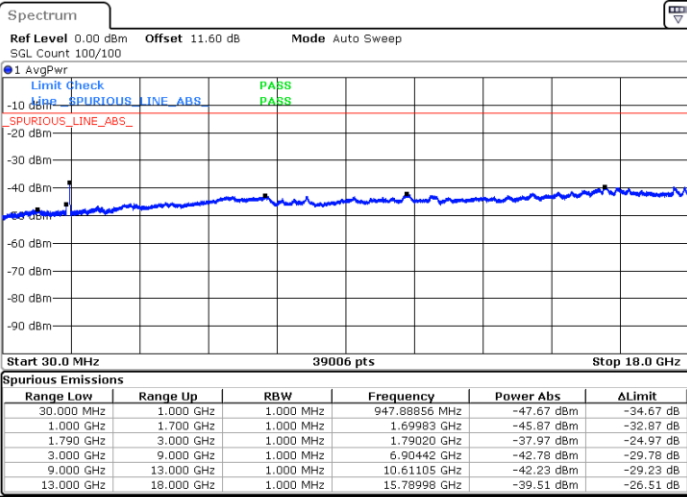


Date: 9.OCT.2020 16:08:18

Date: 9.OCT.2020 16:14:19

Middle Channel / FullIRB

N/A



Date: 9.OCT.2020 16:07:26

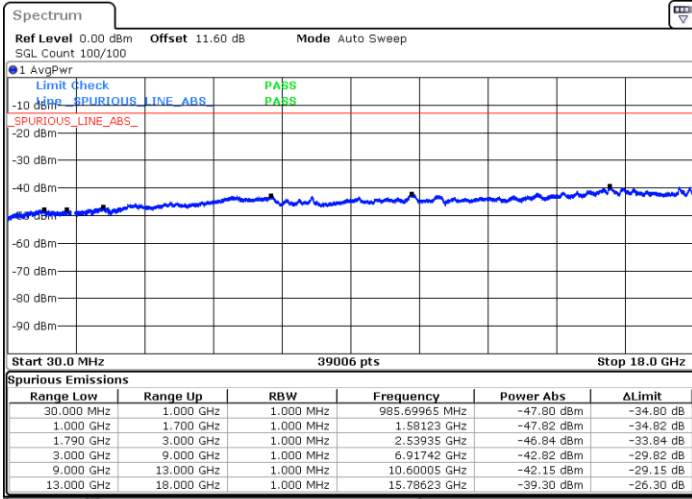


LTE Band 66C / 20MHz+15MHz

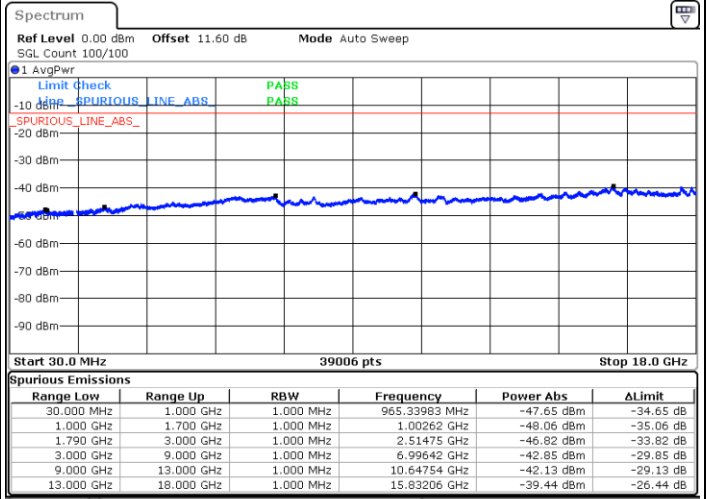
256QAM

Highest Channel / 1RB0 and 1RB74

Highest Channel / 1RB99 and 1RB0



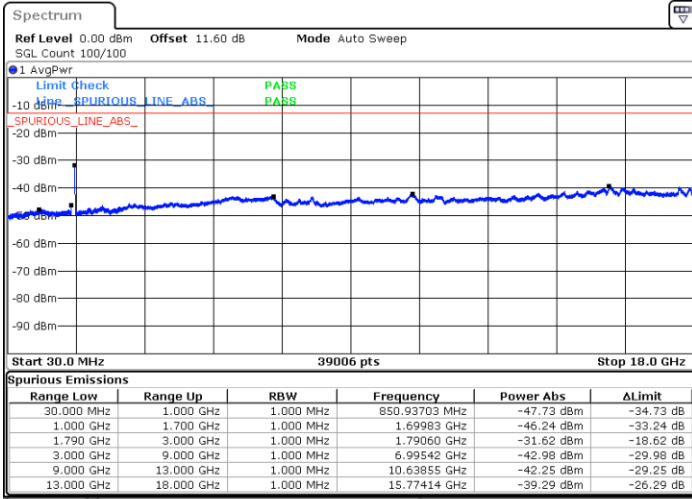
Date: 9.OCT.2020 16:30:35



Date: 9.OCT.2020 16:29:44

Highest Channel / FullIRB

N/A



Date: 9.OCT.2020 16:36:36



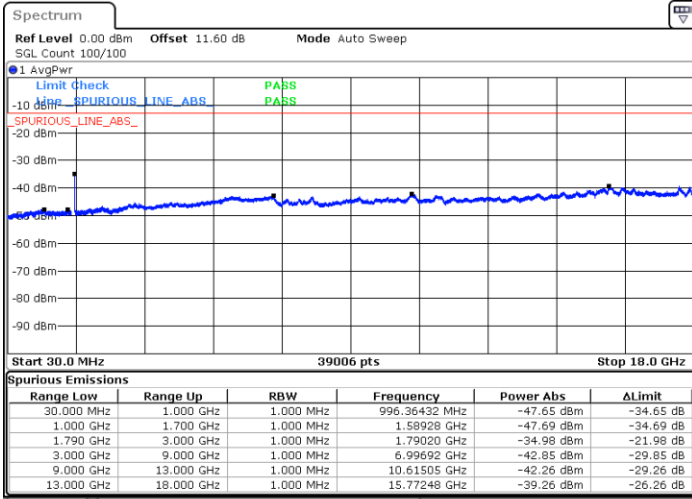


LTE Band 66C / 20MHz+20MHz

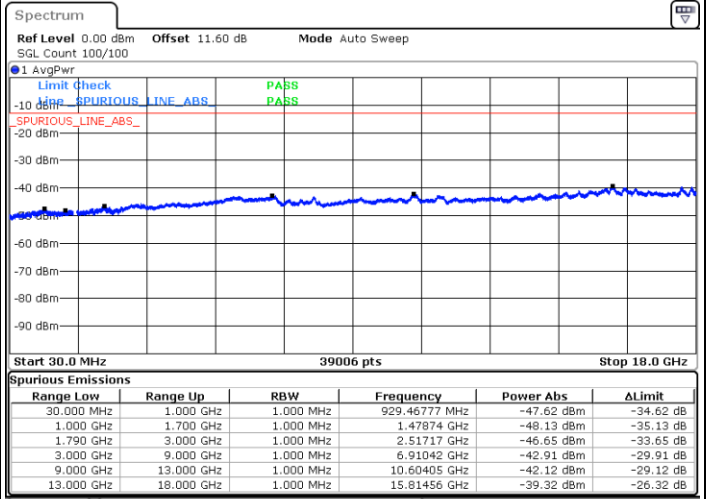
256QAM

Lowest Channel / 1RB0 and 1RB99

Lowest Channel / 1RB99 and 1RB0



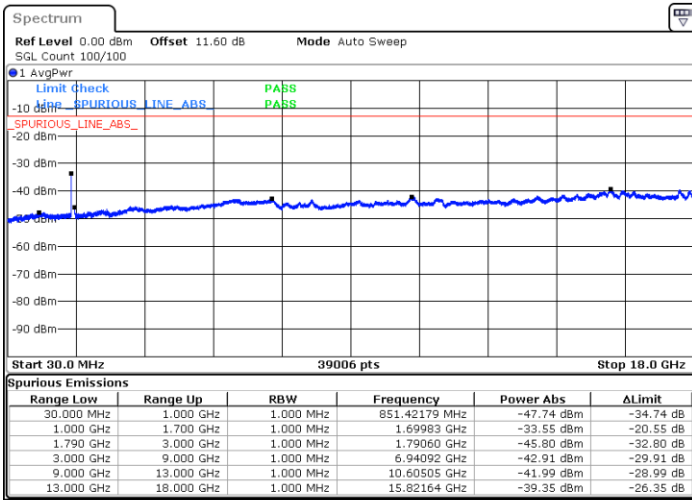
Date: 9.OCT.2020 18:52:50



Date: 9.OCT.2020 18:44:40

Lowest Channel / FullIRB

N/A



Date: 9.OCT.2020 18:53:41

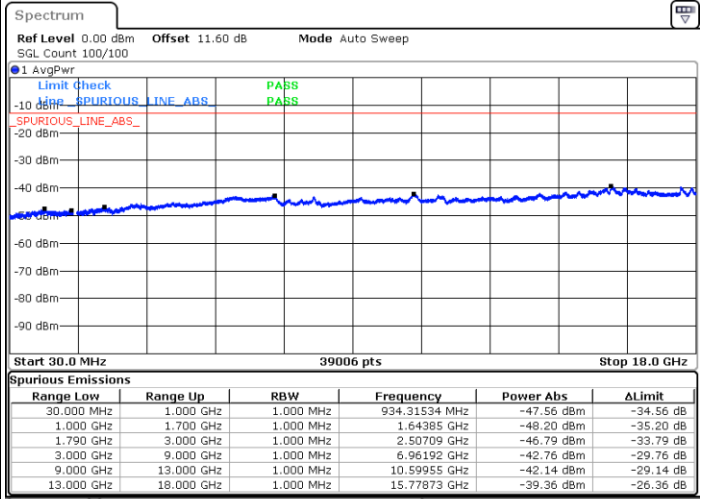
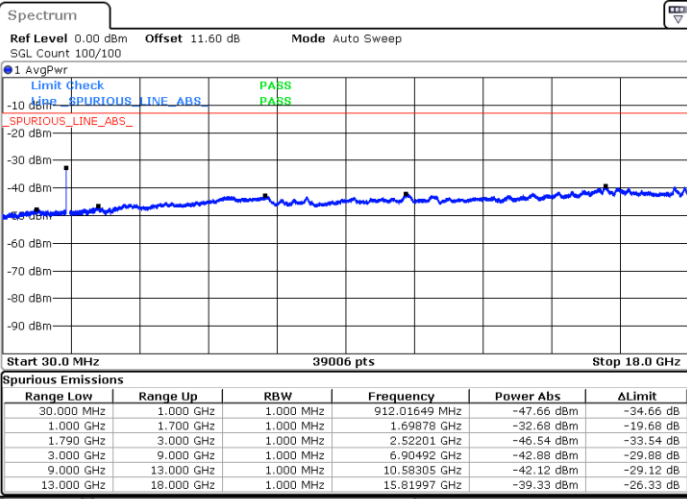


LTE Band 66C / 20MHz+20MHz

256QAM

MiddleChannel / 1RB0 and 1RB99

Middle Channel / 1RB99 and 1RB0

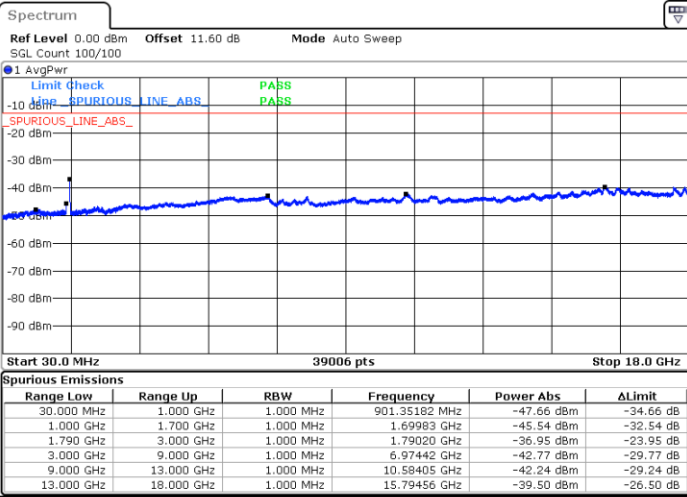


Date: 9.OCT.2020 19:40:31

Date: 9.OCT.2020 19:46:32

Middle Channel / FullIRB

N/A



Date: 9.OCT.2020 19:39:40

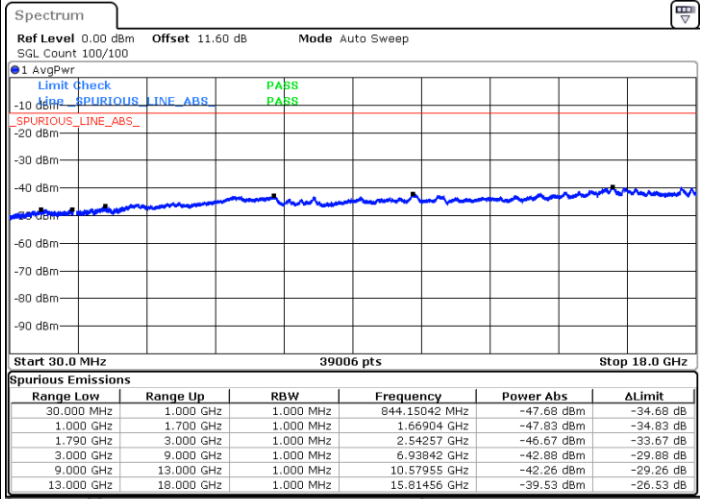
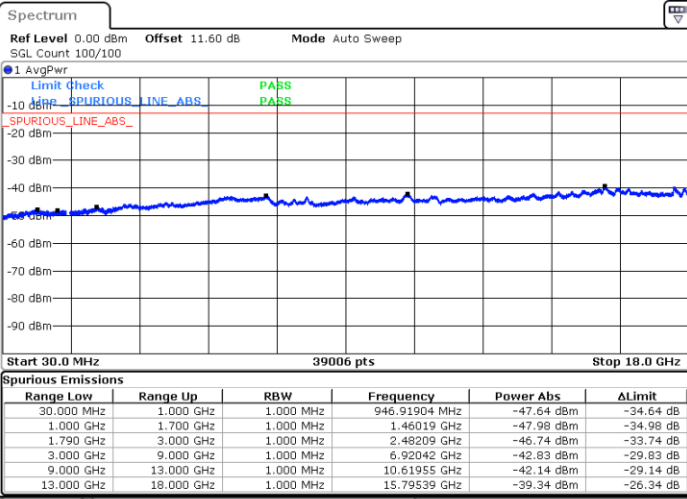


LTE Band 66C / 20MHz+20MHz

256QAM

Highest Channel / 1RB0 and 1RB99

Highest Channel / 1RB99 and 1RB0

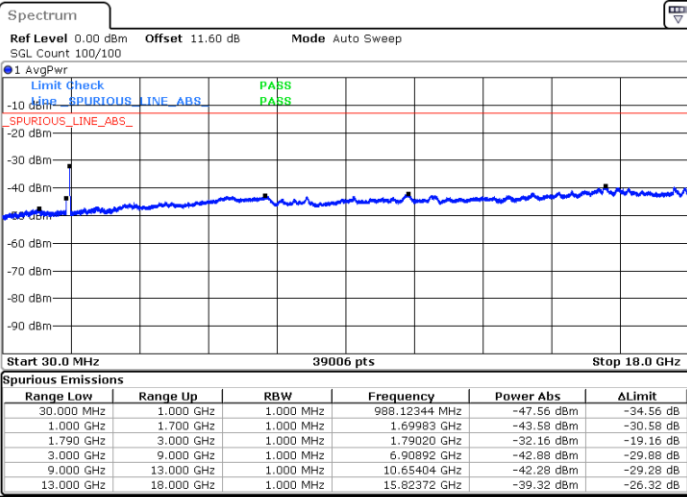


Date: 9.OCT.2020 19:26:23

Date: 9.OCT.2020 19:25:32

Highest Channel / FullIRB

N/A



Date: 9.OCT.2020 19:32:24



## Appendix B. Test Results of ERP/EIRP and Radiated Test

### ERP/EIRP

LTE Band 5B_CA / 10 + 10 MHz (GT - LC = 3.6 dB)									
Channel	Mode	PCC		SCC		Conducted		ERP	
		RB		RB		Power (dBm)	Power (Watts)	ERP(dBm)	ERP(W)
		Size	Offset	Size	Offset				
Lowest	QPSK	1	49	1	0	23.16	0.2070	24.61	0.2891
Middle		1	49	1	0	23.12	0.2051	24.57	0.2864
Highest		1	49	1	0	22.34	0.1714	23.79	0.2393
Lowest	16QAM	1	49	1	0	22.68	0.1854	24.13	0.2588
Middle		1	49	1	0	22.54	0.1795	23.99	0.2506
Highest		1	49	1	0	21.84	0.1528	23.29	0.2133
Lowest	64QAM	1	49	1	0	21.47	0.1403	22.92	0.1959
Middle		1	49	1	0	21.43	0.1390	22.88	0.1941
Highest		1	49	1	0	21.54	0.1426	22.99	0.1991
Lowest	256QAM	1	49	1	0	18.46	0.0701	19.91	0.0979
Middle		1	49	1	0	18.38	0.0689	19.83	0.0962
Highest		1	49	1	0	18.51	0.0710	19.96	0.0991
Limit	ERP < 7W					Result		PASS	

LTE Band 5B_CA / 10 + 5 MHz (GT - LC = 3.6 dB)									
Channel	Mode	PCC		SCC		Conducted		ERP	
		RB		RB		Power (dBm)	Power (Watts)	ERP(dBm)	ERP(W)
		Size	Offset	Size	Offset				
Lowest	QPSK	1	49	1	0	23.75	0.2371	25.20	0.3311
Middle		1	49	1	0	23.77	0.2382	25.22	0.3327
Highest		1	49	1	0	23.65	0.2317	25.10	0.3236
Lowest	16QAM	1	49	1	0	23.52	0.2249	24.97	0.3141
Middle		1	49	1	0	23.28	0.2128	24.73	0.2972
Highest		1	49	1	0	23.23	0.2104	24.68	0.2938
Lowest	64QAM	1	49	1	0	21.34	0.1361	22.79	0.1901
Middle		1	49	1	0	21.38	0.1374	22.83	0.1919
Highest		1	49	1	0	20.29	0.1069	21.74	0.1493
Lowest	256QAM	1	49	1	0	19.21	0.0834	20.66	0.1164
Middle		1	49	1	0	19.07	0.0807	20.52	0.1127
Highest		1	49	1	0	19.21	0.0834	20.66	0.1164
Limit	ERP < 7W					Result		PASS	



LTE Band 5B_CA / 5 + 10 MHz (GT - LC = 3.6 dB)									
Channel	Mode	PCC		SCC		Conducted		ERP	
		RB		RB		Power (dBm)	Power (Watts)	ERP(dBm)	ERP(W)
		Size	Offset	Size	Offset				
Lowest	QPSK	1	24	1	0	23.68	0.2333	25.13	0.3258
Middle		1	24	1	0	23.62	0.2301	25.07	0.3214
Highest		1	24	1	0	23.60	0.2291	25.05	0.3199
Lowest	16QAM	1	24	1	0	23.44	0.2208	24.89	0.3083
Middle		1	24	1	0	23.40	0.2188	24.85	0.3055
Highest		1	24	1	0	23.51	0.2244	24.96	0.3133
Lowest	64QAM	1	24	1	0	21.17	0.1309	22.62	0.1828
Middle		1	24	1	0	21.58	0.1439	23.03	0.2009
Highest		1	24	1	0	21.52	0.1419	22.97	0.1982
Lowest	256QAM	1	24	1	0	19.32	0.0855	20.77	0.1194
Middle		1	24	1	0	19.12	0.0817	20.57	0.1140
Highest		1	24	1	0	19.16	0.0824	20.61	0.1151
Limit	ERP < 7W					Result		PASS	



LTE Band 66B_CA / 10 + 10 MHz (GT - LC = 5.8 dB)									
Channel	Mode	PCC		SCC		Conducted		EIRP	
		RB		RB		Power (dBm)	Power (Watts)	EIRP(dBm)	EIRP(W)
		Size	Offset	Size	Offset				
Lowest	QPSK	1	49	1	0	23.32	0.2148	29.12	0.8166
Middle		1	49	1	0	23.33	0.2153	29.13	0.8185
Highest		1	49	1	0	23.76	0.2377	29.56	0.9036
Lowest	16QAM	1	49	1	0	22.79	0.1901	28.59	0.7228
Middle		1	49	1	0	22.86	0.1932	28.66	0.7345
Highest		1	49	1	0	22.85	0.1928	28.65	0.7328
Lowest	64QAM	1	49	1	0	21.67	0.1469	27.47	0.5585
Middle		1	49	1	0	21.80	0.1514	27.60	0.5754
Highest		1	49	1	0	20.20	0.1047	26.00	0.3981
Lowest	256QAM	50	0	50	0	18.42	0.0695	24.22	0.2642
Middle		50	0	50	0	18.84	0.0766	24.64	0.2911
Highest		50	0	50	0	18.54	0.0714	24.34	0.2716
Limit	EIRP < 1W					Result		PASS	

LTE Band 66B_CA / 15 + 5 MHz (GT - LC = 5.8 dB)									
Channel	Mode	PCC		SCC		Conducted		EIRP	
		RB		RB		Power (dBm)	Power (Watts)	EIRP(dBm)	EIRP(W)
		Size	Offset	Size	Offset				
Lowest	QPSK	1	74	1	0	23.68	0.2333	29.48	0.8872
Middle		1	74	1	0	22.90	0.1950	28.70	0.7413
Highest		1	74	1	0	23.71	0.2350	29.51	0.8933
Lowest	16QAM	1	74	1	0	23.33	0.2153	29.13	0.8185
Middle		1	74	1	0	22.48	0.1770	28.28	0.6730
Highest		1	74	1	0	23.32	0.2148	29.12	0.8166
Lowest	64QAM	1	74	1	0	22.13	0.1633	27.93	0.6209
Middle		1	74	1	0	21.35	0.1365	27.15	0.5188
Highest		1	74	1	0	21.80	0.1514	27.60	0.5754
Lowest	256QAM	1	74	1	0	18.95	0.0785	24.75	0.2985
Middle		1	74	1	0	18.40	0.0692	24.20	0.2630
Highest		1	74	1	0	18.94	0.0783	24.74	0.2979
Limit	EIRP < 1W					Result		PASS	



LTE Band 66B_CA / 5 + 15 MHz (GT - LC = 5.8 dB)									
Channel	Mode	PCC		SCC		Conducted		EIRP	
		RB		RB		Power (dBm)	Power (Watts)	EIRP(dBm)	EIRP(W)
		Size	Offset	Size	Offset				
Lowest	QPSK	1	24	1	0	23.63	0.2307	29.43	0.8770
Middle		1	24	1	0	23.57	0.2275	29.37	0.8650
Highest		1	24	1	0	23.45	0.2213	29.25	0.8414
Lowest	16QAM	1	24	1	0	23.01	0.2000	28.81	0.7603
Middle		1	24	1	0	23.26	0.2118	29.06	0.8054
Highest		1	24	1	0	23.36	0.2168	29.16	0.8241
Lowest	64QAM	1	24	1	0	21.75	0.1496	27.55	0.5689
Middle		1	24	1	0	21.55	0.1429	27.35	0.5433
Highest		1	24	1	0	21.32	0.1355	27.12	0.5152
Lowest	256QAM	1	24	1	0	18.85	0.0767	24.65	0.2917
Middle		1	24	1	0	18.97	0.0789	24.77	0.2999
Highest		1	24	1	0	19.03	0.0800	24.83	0.3041
Limit	EIRP < 1W					Result		PASS	
LTE Band 66B_CA / 10 + 5 MHz (GT - LC = 5.8 dB)									
Channel	Mode	PCC		SCC		Conducted		EIRP	
		RB		RB		Power (dBm)	Power (Watts)	EIRP(dBm)	EIRP(W)
		Size	Offset	Size	Offset				
Lowest	QPSK	1	49	1	0	23.64	0.2312	29.44	0.8790
Middle		1	49	1	0	23.78	0.2388	29.58	0.9078
Highest		1	49	1	0	23.33	0.2153	29.13	0.8185
Lowest	16QAM	1	49	1	0	23.08	0.2032	28.88	0.7727
Middle		1	49	1	0	23.22	0.2099	29.02	0.7980
Highest		1	49	1	0	22.81	0.1910	28.61	0.7261
Lowest	64QAM	1	49	1	0	21.96	0.1570	27.76	0.5970
Middle		1	49	1	0	22.05	0.1603	27.85	0.6095
Highest		1	49	1	0	19.76	0.0946	25.56	0.3597
Lowest	256QAM	50	0	25	0	18.84	0.0766	24.64	0.2911
Middle		50	0	25	0	18.99	0.0793	24.79	0.3013
Highest		50	0	25	0	18.52	0.0711	24.32	0.2704
Limit	EIRP < 1W					Result		PASS	



LTE Band 66B_CA / 5 + 10 MHz (GT - LC = 5.8 dB)									
Channel	Mode	PCC		SCC		Conducted		EIRP	
		RB		RB		Power (dBm)	Power (Watts)	EIRP(dBm)	EIRP(W)
		Size	Offset	Size	Offset				
Lowest	QPSK	1	24	1	0	23.80	0.2399	29.60	0.9120
Middle		1	24	1	0	23.81	0.2404	29.61	0.9141
Highest		1	24	1	0	23.75	0.2371	29.55	0.9016
Lowest	16QAM	1	24	1	0	23.58	0.2280	29.38	0.8670
Middle		1	24	1	0	23.44	0.2208	29.24	0.8395
Highest		1	24	1	0	23.50	0.2239	29.30	0.8511
Lowest	64QAM	1	24	1	0	21.87	0.1538	27.67	0.5848
Middle		1	24	1	0	22.54	0.1795	28.34	0.6823
Highest		1	24	1	0	21.26	0.1337	27.06	0.5082
Lowest	256QAM	1	24	1	0	19.03	0.0800	24.83	0.3041
Middle		1	24	1	0	19.80	0.0955	25.60	0.3631
Highest		1	24	1	0	19.17	0.0826	24.97	0.3141
Limit	EIRP < 1W					Result		PASS	

LTE Band 66B_CA / 5 + 5 MHz (GT - LC = 5.8 dB)									
Channel	Mode	PCC		SCC		Conducted		EIRP	
		RB		RB		Power (dBm)	Power (Watts)	EIRP(dBm)	EIRP(W)
		Size	Offset	Size	Offset				
Lowest	QPSK	1	24	1	0	23.70	0.2344	29.50	0.8913
Middle		1	24	1	0	23.78	0.2388	29.58	0.9078
Highest		1	24	1	0	23.75	0.2371	29.55	0.9016
Lowest	16QAM	1	24	1	0	23.33	0.2153	29.13	0.8185
Middle		1	24	1	0	23.60	0.2291	29.40	0.8710
Highest		1	24	1	0	23.48	0.2228	29.28	0.8472
Lowest	64QAM	1	24	1	0	22.29	0.1694	28.09	0.6442
Middle		1	24	1	0	22.58	0.1811	28.38	0.6887
Highest		1	24	1	0	21.81	0.1517	27.61	0.5768
Lowest	256QAM	1	24	1	0	19.15	0.0822	24.95	0.3126
Middle		1	24	1	0	19.37	0.0865	25.17	0.3289
Highest		1	24	1	0	19.04	0.0802	24.84	0.3048
Limit	EIRP < 1W					Result		PASS	





LTE Band 66C_CA / 20 + 20 MHz (GT - LC = 5.8 dB)									
Channel	Mode	PCC		SCC		Conducted		EIRP	
		RB		RB		Power (dBm)	Power (Watts)	EIRP(dBm)	EIRP(W)
		Size	Offset	Size	Offset				
Lowest	QPSK	1	99	1	0	22.94	0.1968	28.74	0.7482
Middle		1	99	1	0	22.75	0.1884	28.55	0.7161
Highest		1	99	1	0	23.38	0.2178	29.18	0.8279
Lowest	16QAM	1	99	1	0	22.56	0.1803	28.36	0.6855
Middle		1	99	1	0	22.23	0.1671	28.03	0.6353
Highest		1	99	1	0	22.74	0.1879	28.54	0.7145
Lowest	64QAM	1	99	1	0	21.47	0.1403	27.27	0.5333
Middle		1	99	1	0	20.69	0.1172	26.49	0.4457
Highest		1	99	1	0	21.65	0.1462	27.45	0.5559
Lowest	256QAM	1	99	1	0	18.61	0.0726	24.41	0.2761
Middle		1	99	1	0	18.62	0.0728	24.42	0.2767
Highest		1	99	1	0	18.36	0.0685	24.16	0.2606
Limit	EIRP < 1W					Result		PASS	

LTE Band 66C_CA / 20 + 15 MHz (GT - LC = 5.8 dB)									
Channel	Mode	PCC		SCC		Conducted		EIRP	
		RB		RB		Power (dBm)	Power (Watts)	EIRP(dBm)	EIRP(W)
		Size	Offset	Size	Offset				
Lowest	QPSK	1	74	1	0	23.13	0.2056	28.93	0.7816
Middle		1	74	1	0	23.12	0.2051	28.92	0.7798
Highest		1	74	1	0	23.25	0.2113	29.05	0.8035
Lowest	16QAM	1	74	1	0	22.41	0.1742	28.21	0.6622
Middle		1	74	1	0	22.37	0.1726	28.17	0.6561
Highest		1	74	1	0	22.83	0.1919	28.63	0.7295
Lowest	64QAM	1	74	1	0	21.61	0.1449	27.41	0.5508
Middle		1	74	1	0	21.16	0.1306	26.96	0.4966
Highest		1	74	1	0	20.27	0.1064	26.07	0.4046
Lowest	256QAM	100	0	75	0	18.32	0.0679	24.12	0.2582
Middle		100	0	75	0	18.32	0.0679	24.12	0.2582
Highest		100	0	75	0	18.79	0.0757	24.59	0.2877
Limit	EIRP < 1W					Result		PASS	



LTE Band 66C_CA / 15 + 20 MHz (GT - LC = 5.8 dB)									
Channel	Mode	PCC		SCC		Conducted		EIRP	
		RB		RB		Power (dBm)	Power (Watts)	EIRP(dBm)	EIRP(W)
		Size	Offset	Size	Offset				
Lowest	QPSK	1	74	1	0	22.99	0.1991	28.79	0.7568
Middle		1	74	1	0	23.25	0.2113	29.05	0.8035
Highest		1	74	1	0	23.58	0.2280	29.38	0.8670
Lowest	16QAM	1	74	1	0	22.34	0.1714	28.14	0.6516
Middle		1	74	1	0	22.80	0.1905	28.60	0.7244
Highest		1	74	1	0	23.43	0.2203	29.23	0.8375
Lowest	64QAM	1	74	1	0	21.70	0.1479	27.50	0.5623
Middle		1	74	1	0	21.35	0.1365	27.15	0.5188
Highest		1	74	1	0	20.52	0.1127	26.32	0.4285
Lowest	256QAM	1	74	1	0	18.22	0.0664	24.02	0.2523
Middle		1	74	1	0	18.52	0.0711	24.32	0.2704
Highest		1	74	1	0	19.06	0.0805	24.86	0.3062
Limit	EIRP < 1W					Result		PASS	

LTE Band 66C_CA / 20 + 10 MHz (GT - LC = 5.8 dB)									
Channel	Mode	PCC		SCC		Conducted		EIRP	
		RB		RB		Power (dBm)	Power (Watts)	EIRP(dBm)	EIRP(W)
		Size	Offset	Size	Offset				
Lowest	QPSK	1	99	1	0	23.19	0.2084	28.99	0.7925
Middle		1	99	1	0	23.40	0.2188	29.20	0.8318
Highest		1	99	1	0	23.33	0.2153	29.13	0.8185
Lowest	16QAM	1	99	1	0	22.85	0.1928	28.65	0.7328
Middle		1	99	1	0	22.48	0.1770	28.28	0.6730
Highest		1	99	1	0	23.12	0.2051	28.92	0.7798
Lowest	64QAM	1	99	1	0	21.64	0.1459	27.44	0.5546
Middle		1	99	1	0	21.72	0.1486	27.52	0.5649
Highest		1	99	1	0	20.18	0.1042	25.98	0.3963
Lowest	256QAM	1	99	1	0	18.53	0.0713	24.33	0.2710
Middle		1	99	1	0	18.40	0.0692	24.20	0.2630
Highest		1	99	1	0	18.86	0.0769	24.66	0.2924
Limit	EIRP < 1W					Result		PASS	



LTE Band 66C_CA / 10 + 20 MHz (GT - LC = 5.8 dB)									
Channel	Mode	PCC		SCC		Conducted		EIRP	
		RB		RB		Power (dBm)	Power (Watts)	EIRP(dBm)	EIRP(W)
		Size	Offset	Size	Offset				
Lowest	QPSK	1	49	1	0	22.98	0.1986	28.78	0.7551
Middle		1	49	1	0	23.27	0.2123	29.07	0.8072
Highest		1	49	1	0	23.31	0.2143	29.11	0.8147
Lowest	16QAM	1	49	1	0	22.27	0.1687	28.07	0.6412
Middle		1	49	1	0	23.00	0.1995	28.80	0.7586
Highest		1	49	1	0	22.52	0.1786	28.32	0.6792
Lowest	64QAM	1	49	1	0	21.17	0.1309	26.97	0.4977
Middle		1	49	1	0	21.94	0.1563	27.74	0.5943
Highest		1	49	1	0	22.01	0.1589	27.81	0.6039
Lowest	256QAM	50	0	100	0	18.15	0.0653	23.95	0.2483
Middle		50	0	100	0	18.50	0.0708	24.30	0.2692
Highest		50	0	100	0	18.59	0.0723	24.39	0.2748
Limit	EIRP < 1W					Result		PASS	

LTE Band 66C_CA / 20 + 5 MHz (GT - LC = 5.8 dB)									
Channel	Mode	PCC		SCC		Conducted		EIRP	
		RB		RB		Power (dBm)	Power (Watts)	EIRP(dBm)	EIRP(W)
		Size	Offset	Size	Offset				
Lowest	QPSK	1	99	1	0	22.90	0.1950	28.70	0.7413
Middle		1	99	1	0	22.77	0.1892	28.57	0.7194
Highest		1	99	1	0	23.41	0.2193	29.21	0.8337
Lowest	16QAM	1	99	1	0	22.45	0.1758	28.25	0.6683
Middle		1	99	1	0	22.24	0.1675	28.04	0.6368
Highest		1	99	1	0	22.88	0.1941	28.68	0.7379
Lowest	64QAM	1	99	1	0	21.35	0.1365	27.15	0.5188
Middle		1	99	1	0	21.22	0.1324	27.02	0.5035
Highest		1	99	1	0	20.39	0.1094	26.19	0.4159
Lowest	256QAM	1	99	1	0	18.36	0.0685	24.16	0.2606
Middle		1	99	1	0	18.31	0.0678	24.11	0.2576
Highest		1	99	1	0	19.06	0.0805	24.86	0.3062
Limit	EIRP < 1W					Result		PASS	



LTE Band 66C_CA / 5 + 20 MHz (GT - LC = 5.8 dB)									
Channel	Mode	PCC		SCC		Conducted		EIRP	
		RB		RB		Power (dBm)	Power (Watts)	EIRP(dBm)	EIRP(W)
		Size	Offset	Size	Offset				
Lowest	QPSK	1	24	1	0	23.02	0.2004	28.82	0.7621
Middle		1	24	1	0	23.26	0.2118	29.06	0.8054
Highest		1	24	1	0	20.35	0.1084	26.15	0.4121
Lowest	16QAM	1	24	1	0	22.36	0.1722	28.16	0.6546
Middle		1	24	1	0	22.42	0.1746	28.22	0.6637
Highest		1	24	1	0	20.25	0.1059	26.05	0.4027
Lowest	64QAM	1	24	1	0	20.48	0.1117	26.28	0.4246
Middle		1	24	1	0	21.41	0.1384	27.21	0.5260
Highest		1	24	1	0	18.34	0.0682	24.14	0.2594
Lowest	256QAM	1	24	1	0	17.85	0.0610	23.65	0.2317
Middle		1	24	1	0	17.71	0.0590	23.51	0.2244
Highest		1	24	1	0	21.58	0.1439	27.38	0.5470
Limit	EIRP < 1W					Result		PASS	

LTE Band 66C_CA / 15 + 10 MHz (GT - LC = 5.8 dB)									
Channel	Mode	PCC		SCC		Conducted		EIRP	
		RB		RB		Power (dBm)	Power (Watts)	EIRP(dBm)	EIRP(W)
		Size	Offset	Size	Offset				
Lowest	QPSK	1	74	1	0	23.01	0.2000	28.81	0.7603
Middle		1	74	1	0	23.04	0.2014	28.84	0.7656
Highest		1	74	1	0	20.62	0.1153	26.42	0.4385
Lowest	16QAM	1	74	1	0	22.37	0.1726	28.17	0.6561
Middle		1	74	1	0	22.31	0.1702	28.11	0.6471
Highest		1	74	1	0	20.55	0.1135	26.35	0.4315
Lowest	64QAM	1	74	1	0	21.09	0.1285	26.89	0.4887
Middle		1	74	1	0	21.64	0.1459	27.44	0.5546
Highest		1	74	1	0	18.68	0.0738	24.48	0.2805
Lowest	256QAM	75	0	50	0	18.21	0.0662	24.01	0.2518
Middle		75	0	50	0	18.21	0.0662	24.01	0.2518
Highest		75	0	50	0	15.43	0.0349	21.23	0.1327
Limit	EIRP < 1W					Result		PASS	



LTE Band 66C_CA / 10 + 15 MHz (GT - LC = 5.8 dB)									
Channel	Mode	PCC		SCC		Conducted		EIRP	
		RB		RB		Power (dBm)	Power (Watts)	EIRP(dBm)	EIRP(W)
		Size	Offset	Size	Offset				
Lowest	QPSK	1	49	1	0	22.72	0.1871	28.52	0.7112
Middle		1	49	1	0	22.67	0.1849	28.47	0.7031
Highest		1	49	1	0	20.72	0.1180	26.52	0.4487
Lowest	16QAM	1	49	1	0	22.30	0.1698	28.10	0.6457
Middle		1	49	1	0	21.88	0.1542	27.68	0.5861
Highest		1	49	1	0	20.64	0.1159	26.44	0.4406
Lowest	64QAM	1	49	1	0	20.77	0.1194	26.57	0.4539
Middle		1	49	1	0	20.95	0.1245	26.75	0.4732
Highest		1	49	1	0	18.68	0.0738	24.48	0.2805
Lowest	256QAM	1	49	1	0	18.14	0.0652	23.94	0.2477
Middle		1	49	1	0	17.53	0.0566	23.33	0.2153
Highest		1	49	1	0	0.00	0.0010	5.80	0.0038
Limit	EIRP < 1W					Result		PASS	

LTE Band 66C_CA / 15 + 15 MHz (GT - LC = 5.8 dB)									
Channel	Mode	PCC		SCC		Conducted		EIRP	
		RB		RB		Power (dBm)	Power (Watts)	EIRP(dBm)	EIRP(W)
		Size	Offset	Size	Offset				
Lowest	QPSK	1	74	1	0	22.90	0.1950	28.70	0.7413
Middle		1	74	1	0	23.19	0.2084	28.99	0.7925
Highest		1	74	1	0	20.77	0.1194	26.57	0.4539
Lowest	16QAM	1	74	1	0	22.36	0.1722	28.16	0.6546
Middle		1	74	1	0	22.44	0.1754	28.24	0.6668
Highest		1	74	1	0	20.67	0.1167	26.47	0.4436
Lowest	64QAM	1	74	1	0	21.27	0.1340	27.07	0.5093
Middle		1	74	1	0	21.34	0.1361	27.14	0.5176
Highest		1	74	1	0	18.72	0.0745	24.52	0.2831
Lowest	256QAM	75	0	75	0	18.21	0.0662	24.01	0.2518
Middle		75	0	75	0	18.33	0.0681	24.13	0.2588
Highest		75	0	75	0	15.45	0.0351	21.25	0.1334
Limit	EIRP < 1W					Result		PASS	



LTE Band 38C_CA / 20 + 20 MHz (GT - LC = 7 dB)									
Channel	Mode	PCC		SCC		Conducted		EIRP	
		RB		RB					
		Size	Offset	Size	Offset	Power (dBm)	Power (Watts)	EIRP(dBm)	EIRP(W)
Lowest	QPSK	1	99	1	0	20.84	0.1213	27.84	0.6081
Middle		1	99	1	0	20.94	0.1242	27.94	0.6223
Highest		1	99	1	0	21.20	0.1318	28.20	0.6607
Lowest	16QAM	1	99	1	0	20.44	0.1107	27.44	0.5546
Middle		1	99	1	0	20.30	0.1072	27.30	0.5370
Highest		1	99	1	0	20.60	0.1148	27.60	0.5754
Lowest	64QAM	1	99	1	0	17.34	0.0542	24.34	0.2716
Middle		1	99	1	0	17.08	0.0511	24.08	0.2559
Highest		1	99	1	0	17.35	0.0543	24.35	0.2723
Lowest	256QAM	1	99	1	0	16.27	0.0424	23.27	0.2123
Middle		1	99	1	0	16.03	0.0401	23.03	0.2009
Highest		1	99	1	0	16.28	0.0425	23.28	0.2128
Limit	EIRP < 2W				Result		PASS		

LTE Band 38C_CA / 15 + 15 MHz (GT - LC = 7 dB)									
Channel	Mode	PCC		SCC		Conducted		EIRP	
		RB		RB					
		Size	Offset	Size	Offset	Power (dBm)	Power (Watts)	EIRP(dBm)	EIRP(W)
Lowest	QPSK	1	74	1	0	20.69	0.1172	25.69	0.3707
Middle		1	74	1	0	20.96	0.1247	25.96	0.3945
Highest		1	74	1	0	21.12	0.1294	26.12	0.4093
Lowest	16QAM	1	74	1	0	20.36	0.1086	25.36	0.3436
Middle		1	74	1	0	20.36	0.1086	25.36	0.3436
Highest		1	74	1	0	20.56	0.1138	25.56	0.3597
Lowest	64QAM	1	74	1	0	17.33	0.0541	22.33	0.1710
Middle		1	74	1	0	17.18	0.0522	22.18	0.1652
Highest		1	74	1	0	17.27	0.0533	22.27	0.1687
Lowest	256QAM	1	74	1	0	16.36	0.0433	21.36	0.1368
Middle		1	74	1	0	16.11	0.0408	21.11	0.1291
Highest		1	74	1	0	16.21	0.0418	21.21	0.1321
Limit	EIRP < 2W				Result		PASS		



LTE Band 41C_CA / 20 + 20 MHz (GT - LC = 5 dB)									
Channel	Mode	PCC		SCC		Conducted		EIRP	
		RB		RB		Power (dBm)	Power (Watts)	EIRP(dBm)	EIRP(W)
		Size	Offset	Size	Offset				
Lowest	QPSK	1	99	1	0	22.28	0.1690	27.28	0.5346
Middle		1	99	1	0	22.40	0.1738	27.40	0.5495
Highest		1	99	1	0	23.15	0.2065	28.15	0.6531
Lowest	16QAM	1	99	1	0	20.99	0.1256	25.99	0.3972
Middle		1	99	1	0	21.47	0.1403	26.47	0.4436
Highest		1	99	1	0	21.71	0.1483	26.71	0.4688
Lowest	64QAM	1	99	1	0	19.95	0.0989	24.95	0.3126
Middle		1	99	1	0	20.45	0.1109	25.45	0.3508
Highest		1	99	1	0	20.84	0.1213	25.84	0.3837
Lowest	256QAM	1	99	1	0	17.23	0.0528	22.23	0.1671
Middle		1	99	1	0	17.63	0.0579	22.63	0.1832
Highest		1	99	1	0	18.13	0.0650	23.13	0.2056
Limit	EIRP < 2W				Result		PASS		

LTE Band 41C_CA / 20 + 15 MHz (GT - LC = 5 dB)									
Channel	Mode	PCC		SCC		Conducted		EIRP	
		RB		RB		Power (dBm)	Power (Watts)	EIRP(dBm)	EIRP(W)
		Size	Offset	Size	Offset				
Lowest	QPSK	1	99	1	0	22.48	0.1770	27.48	0.5598
Middle		1	99	1	0	23.09	0.2037	28.09	0.6442
Highest		1	99	1	0	23.01	0.2000	28.01	0.6324
Lowest	16QAM	1	99	1	0	21.49	0.1409	26.49	0.4457
Middle		1	99	1	0	21.73	0.1489	26.73	0.4710
Highest		1	99	1	0	21.64	0.1459	26.64	0.4613
Lowest	64QAM	1	99	1	0	20.47	0.1114	25.47	0.3524
Middle		1	99	1	0	20.91	0.1233	25.91	0.3899
Highest		1	99	1	0	20.76	0.1191	25.76	0.3767
Lowest	256QAM	100	0	75	0	17.97	0.0627	22.97	0.1982
Middle		100	0	75	0	18.40	0.0692	23.40	0.2188
Highest		100	0	75	0	18.25	0.0668	23.25	0.2113
Limit	EIRP < 2W				Result		PASS		



LTE Band 41C_CA / 15 + 20 MHz (GT - LC = 5 dB)									
Channel	Mode	PCC		SCC		Conducted		EIRP	
		RB		RB		Power (dBm)	Power (Watts)	EIRP(dBm)	EIRP(W)
		Size	Offset	Size	Offset				
Lowest	QPSK	1	74	1	0	22.66	0.1845	27.66	0.5834
Middle		1	74	1	0	22.99	0.1991	27.99	0.6295
Highest		1	74	1	0	22.90	0.1950	27.90	0.6166
Lowest	16QAM	1	74	1	0	21.41	0.1384	26.41	0.4375
Middle		1	74	1	0	21.79	0.1510	26.79	0.4775
Highest		1	74	1	0	21.41	0.1384	26.41	0.4375
Lowest	64QAM	1	74	1	0	20.61	0.1151	25.61	0.3639
Middle		1	74	1	0	20.81	0.1205	25.81	0.3811
Highest		1	74	1	0	20.68	0.1169	25.68	0.3698
Lowest	256QAM	75	0	100	0	17.87	0.0612	22.87	0.1936
Middle		75	0	100	0	18.26	0.0670	23.26	0.2118
Highest		75	0	100	0	18.14	0.0652	23.14	0.2061
Limit	EIRP < 2W					Result		PASS	

LTE Band 41C_CA / 20 + 10 MHz (GT - LC = 5 dB)									
Channel	Mode	PCC		SCC		Conducted		EIRP	
		RB		RB		Power (dBm)	Power (Watts)	EIRP(dBm)	EIRP(W)
		Size	Offset	Size	Offset				
Lowest	QPSK	1	99	1	0	22.11	0.1626	27.11	0.5140
Middle		1	99	1	0	22.55	0.1799	27.55	0.5689
Highest		1	99	1	0	22.86	0.1932	27.86	0.6109
Lowest	16QAM	1	99	1	0	20.67	0.1167	25.67	0.3690
Middle		1	99	1	0	21.16	0.1306	26.16	0.4130
Highest		1	99	1	0	21.52	0.1419	26.52	0.4487
Lowest	64QAM	1	99	1	0	19.78	0.0951	24.78	0.3006
Middle		1	99	1	0	20.35	0.1084	25.35	0.3428
Highest		1	99	1	0	20.62	0.1153	25.62	0.3648
Lowest	256QAM	100	0	50	0	17.27	0.0533	22.27	0.1687
Middle		100	0	50	0	17.78	0.0600	22.78	0.1897
Highest		100	0	50	0	18.02	0.0634	23.02	0.2004
Limit	EIRP < 2W					Result		PASS	





LTE Band 41C_CA / 10 + 20 MHz (GT - LC = 5 dB)									
Channel	Mode	PCC		SCC		Conducted		EIRP	
		RB		RB		Power (dBm)	Power (Watts)	EIRP(dBm)	EIRP(W)
		Size	Offset	Size	Offset				
Lowest	QPSK	1	49	1	0	21.97	0.1574	26.97	0.4977
Middle		1	49	1	0	22.46	0.1762	27.46	0.5572
Highest		1	49	1	0	22.36	0.1722	27.36	0.5445
Lowest	16QAM	1	49	1	0	20.63	0.1156	25.63	0.3656
Middle		1	49	1	0	21.06	0.1276	26.06	0.4036
Highest		1	49	1	0	21.04	0.1271	26.04	0.4018
Lowest	64QAM	1	49	1	0	19.71	0.0935	24.71	0.2958
Middle		1	49	1	0	20.26	0.1062	25.26	0.3357
Highest		1	49	1	0	20.07	0.1016	25.07	0.3214
Lowest	256QAM	50	0	100	0	17.25	0.0531	22.25	0.1679
Middle		50	0	100	0	17.76	0.0597	22.76	0.1888
Highest		50	0	100	0	17.64	0.0581	22.64	0.1837
Limit	EIRP < 2W				Result		PASS		

LTE Band 41C_CA / 20 + 5 MHz (GT - LC = 5 dB)									
Channel	Mode	PCC		SCC		Conducted		EIRP	
		RB		RB		Power (dBm)	Power (Watts)	EIRP(dBm)	EIRP(W)
		Size	Offset	Size	Offset				
Lowest	QPSK	1	99	1	0	21.71	0.1483	26.71	0.4688
Middle		1	99	1	0	22.48	0.1770	27.48	0.5598
Highest		1	99	1	0	22.45	0.1758	27.45	0.5559
Lowest	16QAM	1	99	1	0	20.48	0.1117	25.48	0.3532
Middle		1	99	1	0	21.26	0.1337	26.26	0.4227
Highest		1	99	1	0	21.16	0.1306	26.16	0.4130
Lowest	64QAM	1	99	1	0	19.72	0.0938	24.72	0.2965
Middle		1	99	1	0	20.15	0.1035	25.15	0.3273
Highest		1	99	1	0	20.25	0.1059	25.25	0.3350
Lowest	256QAM	100	0	25	0	17.05	0.0507	22.05	0.1603
Middle		100	0	25	0	17.63	0.0579	22.63	0.1832
Highest		100	0	25	0	17.64	0.0581	22.64	0.1837
Limit	EIRP < 2W				Result		PASS		



LTE Band 41C_CA / 5 + 20 MHz (GT - LC = 5 dB)									
Channel	Mode	PCC		SCC		Conducted		EIRP	
		RB		RB					
		Size	Offset	Size	Offset	Power (dBm)	Power (Watts)	EIRP(dBm)	EIRP(W)
Lowest	QPSK	1	24	1	0	22.46	0.1762	27.46	0.5572
Middle		1	24	1	0	22.84	0.1923	27.84	0.6081
Highest		1	24	1	0	22.98	0.1986	27.98	0.6281
Lowest	16QAM	1	24	1	0	21.14	0.1300	26.14	0.4111
Middle		1	24	1	0	21.41	0.1384	26.41	0.4375
Highest		1	24	1	0	21.72	0.1486	26.72	0.4699
Lowest	64QAM	1	24	1	0	20.19	0.1045	25.19	0.3304
Middle		1	24	1	0	20.62	0.1153	25.62	0.3648
Highest		1	24	1	0	20.72	0.1180	25.72	0.3733
Lowest	256QAM	25	0	100	0	17.66	0.0583	22.66	0.1845
Middle		25	0	100	0	18.00	0.0631	23.00	0.1995
Highest		25	0	100	0	17.99	0.0630	22.99	0.1991
Limit	EIRP < 2W				Result		PASS		

LTE Band 41C_CA / 15 + 10 MHz (GT - LC = 5 dB)									
Channel	Mode	PCC		SCC		Conducted		EIRP	
		RB		RB					
		Size	Offset	Size	Offset	Power (dBm)	Power (Watts)	EIRP(dBm)	EIRP(W)
Lowest	QPSK	1	74	1	0	21.87	0.1538	26.87	0.4864
Middle		1	74	1	0	22.46	0.1762	27.46	0.5572
Highest		1	74	1	0	22.32	0.1706	27.32	0.5395
Lowest	16QAM	1	74	1	0	20.49	0.1119	25.49	0.3540
Middle		1	74	1	0	21.21	0.1321	26.21	0.4178
Highest		1	74	1	0	21.06	0.1276	26.06	0.4036
Lowest	64QAM	1	74	1	0	19.55	0.0902	24.55	0.2851
Middle		1	74	1	0	20.26	0.1062	25.26	0.3357
Highest		1	74	1	0	20.18	0.1042	25.18	0.3296
Lowest	256QAM	75	0	50	0	17.07	0.0509	22.07	0.1611
Middle		75	0	50	0	17.79	0.0601	22.79	0.1901
Highest		75	0	50	0	17.64	0.0581	22.64	0.1837
Limit	EIRP < 2W				Result		PASS		



LTE Band 41C_CA / 10 + 15 MHz (GT - LC = 5 dB)									
Channel	Mode	PCC		SCC		Conducted		EIRP	
		RB		RB		Power (dBm)	Power (Watts)	EIRP(dBm)	EIRP(W)
		Size	Offset	Size	Offset				
Lowest	QPSK	1	49	1	0	21.96	0.1570	26.96	0.4966
Middle		1	49	1	0	22.43	0.1750	27.43	0.5534
Highest		1	49	1	0	22.46	0.1762	27.46	0.5572
Lowest	16QAM	1	49	1	0	20.52	0.1127	25.52	0.3565
Middle		1	49	1	0	20.99	0.1256	25.99	0.3972
Highest		1	49	1	0	21.13	0.1297	26.13	0.4102
Lowest	64QAM	1	49	1	0	19.69	0.0931	24.69	0.2944
Middle		1	49	1	0	20.26	0.1062	25.26	0.3357
Highest		1	49	1	0	20.19	0.1045	25.19	0.3304
Lowest	256QAM	50	0	75	0	17.25	0.0531	22.25	0.1679
Middle		50	0	75	0	17.76	0.0597	22.76	0.1888
Highest		50	0	75	0	17.72	0.0592	22.72	0.1871
Limit	EIRP < 2W				Result		PASS		

LTE Band 41C_CA / 15 + 15 MHz (GT - LC = 5 dB)									
Channel	Mode	PCC		SCC		Conducted		EIRP	
		RB		RB		Power (dBm)	Power (Watts)	EIRP(dBm)	EIRP(W)
		Size	Offset	Size	Offset				
Lowest	QPSK	1	74	1	0	22.29	0.1694	27.29	0.5358
Middle		1	74	1	0	22.86	0.1932	27.86	0.6109
Highest		1	74	1	0	22.77	0.1892	27.77	0.5984
Lowest	16QAM	1	74	1	0	21.23	0.1327	26.23	0.4198
Middle		1	74	1	0	21.59	0.1442	26.59	0.4560
Highest		1	74	1	0	21.43	0.1390	26.43	0.4395
Lowest	64QAM	1	74	1	0	20.25	0.1059	25.25	0.3350
Middle		1	74	1	0	20.63	0.1156	25.63	0.3656
Highest		1	74	1	0	20.49	0.1119	25.49	0.3540
Lowest	256QAM	75	0	75	0	17.81	0.0604	22.81	0.1910
Middle		75	0	75	0	18.19	0.0659	23.19	0.2084
Highest		75	0	75	0	17.94	0.0622	22.94	0.1968
Limit	EIRP < 2W				Result		PASS		



Radiated Spurious Emission

LTE Band 5B

LTE Band 5B / 10MHz+10MHz / QPSK									
Channel	Frequency ( MHz )	ERP ( dBm )	Limit ( dBm )	Over Limit ( dB )	SPA Reading (dBm)	S.G. Power ( dBm )	TX Cable loss ( dB )	TX Antenna Gain (dBi)	Polarization (H/V)
Lowest	1664	-63.20	-13	-50.20	-71.66	-68.85	0.93	8.72	H
	2504	-49.89	-13	-36.89	-63.41	-57.29	1.15	10.70	H
	3336	-57.47	-13	-44.47	-72.71	-66.10	1.33	12.11	H
									H
									H
									H
	1664	-63.48	-13	-50.48	-71.35	-69.13	0.93	8.72	V
	2504	-57.21	-13	-44.21	-70.94	-64.61	1.15	10.70	V
	3336	-57.09	-13	-44.09	-72.79	-65.72	1.33	12.11	V
									V
									V
									V
Middle	1672	-62.53	-13	-49.53	-71.02	-68.21	0.93	8.75	H
	2512	-59.10	-13	-46.10	-72.61	-66.51	1.15	10.71	H
	3344	-57.48	-13	-44.48	-72.7	-66.12	1.33	12.13	H
									H
									H
									H
	1672	-62.62	-13	-49.62	-70.48	-68.30	0.93	8.75	V
	2512	-56.84	-13	-43.84	-70.54	-64.25	1.15	10.71	V
	3344	-56.95	-13	-43.95	-72.62	-65.59	1.33	12.13	V
									V
									V
									V



Highest	1680	-62.69	-13	-49.69	-71.2	-68.39	0.93	8.78	H
	2520	-50.50	-13	-37.50	-64.01	-57.92	1.15	10.72	H
	3352	-57.83	-13	-44.83	-73.03	-66.49	1.33	12.14	H
									H
									H
									H
	1680	-62.91	-13	-49.91	-70.77	-68.61	0.93	8.78	V
	2520	-51.82	-13	-38.82	-65.5	-59.24	1.15	10.72	V
	3352	-57.29	-13	-44.29	-72.94	-65.95	1.33	12.14	V
									V
									V
									V

Remark: Spurious emissions within 30-1000MHz were found more than 20dB below limit line.



**LTE Band 66B**

LTE Band 66B / 10MHz+10MHz / QPSK									
Channel	Frequency ( MHz )	EIRP ( dBm )	Limit ( dBm )	Over Limit ( dB )	SPA Reading (dBm)	S.G. Power ( dBm )	TX Cable loss ( dB )	TX Antenna Gain (dBi)	Polarization (H/V)
Lowest	3441	-54.28	-13	-41.28	-70.41	-65.29	1.35	12.36	H
	5156	-52.60	-13	-39.60	-74.55	-63.77	1.65	12.82	H
	6878	-50.06	-13	-37.06	-75.61	-60.39	1.74	12.07	H
									H
									H
									H
	3441	-54.97	-13	-41.97	-71.5	-65.98	1.35	12.36	V
	5156	-52.90	-13	-39.90	-74.63	-64.07	1.65	12.82	V
	6878	-50.24	-13	-37.24	-75.37	-60.57	1.74	12.07	V
									V
									V
									V
Middle	3511	-55.46	-13	-42.46	-72.23	-66.60	1.36	12.51	H
	5261	-53.03	-13	-40.03	-75.18	-64.32	1.68	12.97	H
	7018	-49.00	-13	-36.00	-75.22	-59.14	1.73	11.87	H
									H
									H
									H
	3511	-54.71	-13	-41.71	-71.8	-65.85	1.36	12.51	V
	5261	-53.08	-13	-40.08	-75	-64.37	1.68	12.97	V
	7018	-49.66	-13	-36.66	-75.4	-59.80	1.73	11.87	V
									V
									V
									V



Highest	3539	-54.77	-13	-41.77	-71.78	-65.92	1.37	12.52	H
	5310	-52.75	-13	-39.75	-75.07	-64.09	1.69	13.03	H
	7081	-48.74	-13	-35.74	-75.16	-58.75	1.76	11.77	H
									H
									H
									H
	3539	-54.00	-13	-41.00	-71.23	-65.15	1.37	12.52	V
	5310	-53.15	-13	-40.15	-75.17	-64.49	1.69	13.03	V
	7081	-49.47	-13	-36.47	-75.48	-59.48	1.76	11.77	V
									V
									V
									V

Remark: Spurious emissions within 30-1000MHz were found more than 20dB below limit line.



**LTE Band 66C**

LTE Band 66C / 20MHz+20MHz / QPSK									
Channel	Frequency ( MHz )	EIRP ( dBm )	Limit ( dBm )	Over Limit ( dB )	SPA Reading (dBm)	S.G. Power ( dBm )	TX Cable loss ( dB )	TX Antenna Gain (dBi)	Polarization (H/V)
Lowest	UR.	-56.62	-13	-43.62	-72.87	-67.05	1.83	12.27	H
	5184	-52.77	-13	-39.77	-74.71	-62.62	2.28	12.14	H
	6913	-50.26	-13	-37.26	-75.98	-58.86	2.39	10.99	H
									H
									H
									H
	3455	-56.30	-13	-43.30	-72.94	-66.73	1.83	12.27	V
	5184	-53.54	-13	-40.54	-75.3	-63.39	2.28	12.14	V
	6913	-50.51	-13	-37.51	-75.78	-59.11	2.39	10.99	V
									V
									V
									V
Middle	3511	-56.08	-13	-43.08	-72.85	-66.60	1.88	12.39	H
	5261	-52.65	-13	-39.65	-74.8	-62.55	2.25	12.15	H
	7018	-49.14	-13	-36.14	-75.36	-57.60	2.41	10.87	H
									H
									H
									H
	3511	-55.74	-13	-42.74	-72.83	-66.26	1.88	12.39	V
	5261	-53.06	-13	-40.06	-74.98	-62.96	2.25	12.15	V
	7018	-49.91	-13	-36.91	-75.65	-58.37	2.41	10.87	V
									V
									V
									V





Highest	3518	-55.87	-13	-42.87	-72.71	-66.38	1.88	12.39	H
	5282	-52.87	-13	-39.87	-75.09	-62.78	2.24	12.16	H
	7039	-49.10	-13	-36.10	-75.39	-57.53	2.40	10.83	H
									H
									H
									H
	3518	-55.31	-13	-42.31	-72.44	-65.82	1.88	12.39	V
	5282	-53.25	-13	-40.25	-75.21	-63.16	2.24	12.16	V
	7039	-49.57	-13	-36.57	-75.4	-58.00	2.40	10.83	V
									V
									V
									V

**Remark:** Spurious emissions within 30-1000MHz were found more than 20dB below limit line.



**LTE Band 41C**

LTE Band 41C / 20MHz+20MHz / QPSK									
Channel	Frequency ( MHz )	EIRP ( dBm )	Limit ( dBm )	Over Limit ( dB )	SPA Reading (dBm)	S.G. Power ( dBm )	TX Cable loss ( dB )	TX Antenna Gain (dBi)	Polarization (H/V)
Lowest	5028	-52.61	-25	-27.61	-74.61	-63.63	1.62	12.64	H
	7548	-49.29	-25	-24.29	-75.41	-58.40	2.00	11.11	H
	10062	-48.26	-25	-23.26	-77.97	-57.11	2.40	11.25	H
									H
									H
									H
	5028	-52.93	-25	-27.93	-74.52	-63.95	1.62	12.64	V
	7548	-49.39	-25	-24.39	-75.47	-58.50	2.00	11.11	V
	10062	-47.58	-25	-22.58	-77.95	-56.43	2.40	11.25	V
									V
									V
									V
Middle	5184	-53.06	-25	-28.06	-75	-64.26	1.66	12.86	H
	7776	-48.86	-25	-23.86	-74.78	-57.99	2.03	11.16	H
	10368	-46.69	-25	-21.69	-77.18	-55.30	2.39	11.01	H
									H
									H
									H
	5184	-52.75	-25	-27.75	-74.51	-63.95	1.66	12.86	V
	7776	-49.49	-25	-24.49	-75.14	-58.62	2.03	11.16	V
	10368	-47.18	-25	-22.18	-77.67	-55.79	2.39	11.01	V
									V
									V
									V



Highest	5340	-52.99	-25	-27.99	-75.41	-64.37	1.70	13.08	H
	8010	-48.01	-25	-23.01	-75.19	-57.17	2.06	11.22	H
	10674	-46.97	-25	-21.97	-77.84	-55.39	2.48	10.90	H
									H
									H
									H
	5340	-52.97	-25	-27.97	-75.05	-64.35	1.70	13.08	V
	8010	-48.05	-25	-23.05	-75.11	-57.21	2.06	11.22	V
	10674	-47.27	-25	-22.27	-77.89	-55.69	2.48	10.90	V
									V
									V
									V

Remark: Spurious emissions within 30-1000MHz were found more than 20dB below limit line.