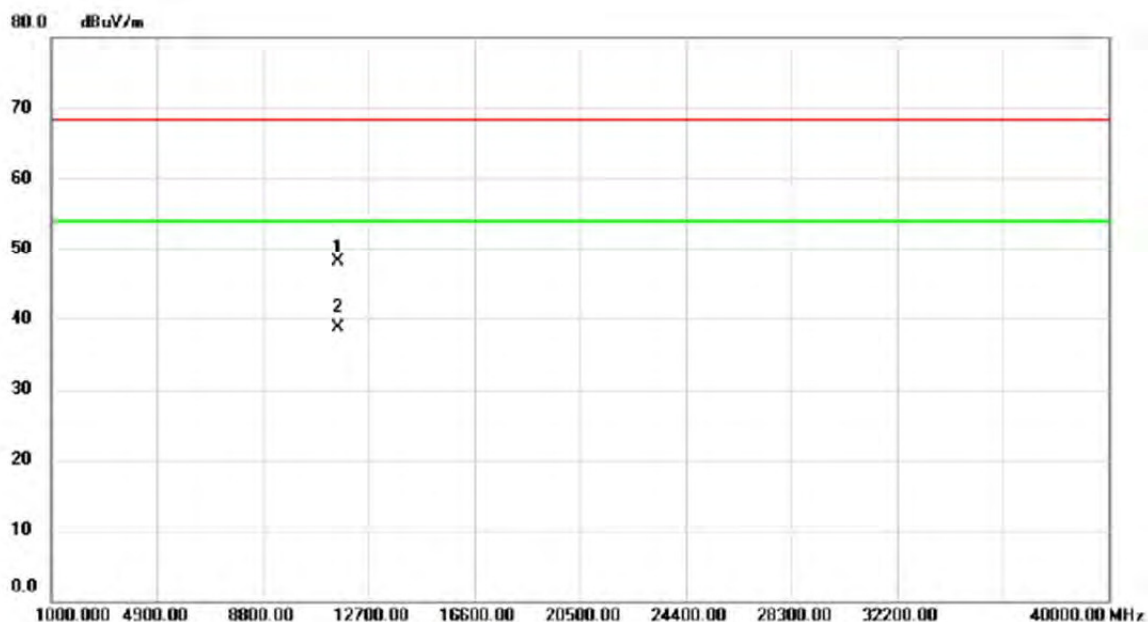


Orthogonal Axis:	X
Test Mode:	UNII-3/TX N20 Mode 5785MHz

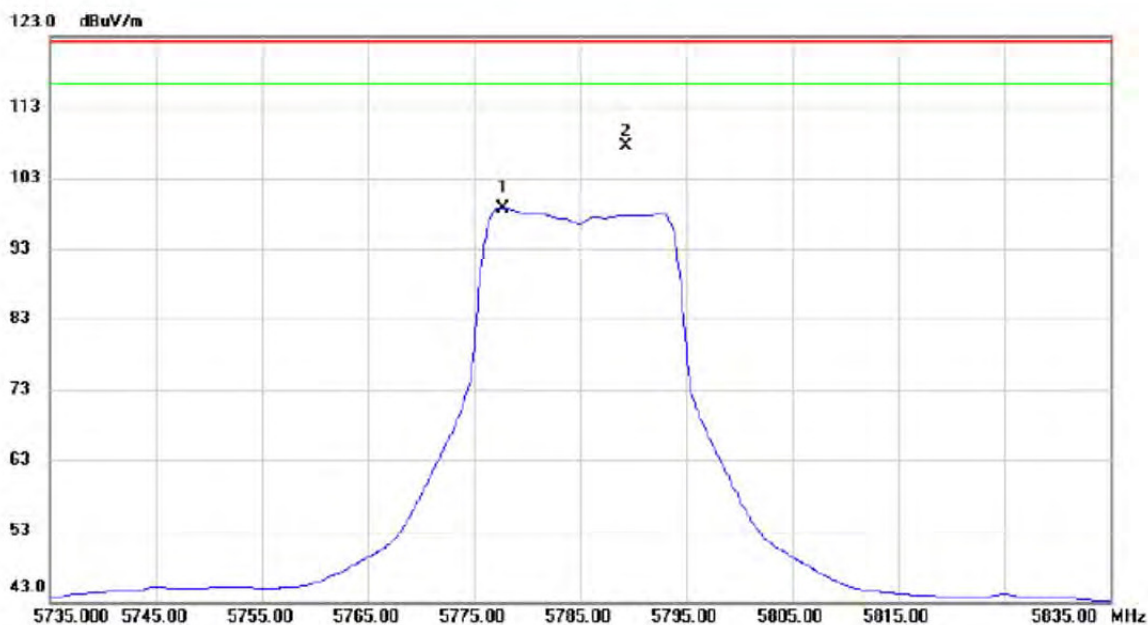
Vertical



No.	Mk.	Freq. MHz	Reading Level dBuV	Correct Factor dB	Measure- ment dBuV/m	Limit dBuV/m	Margin dB	Detector	Comment
1		11570.69	31.04	17.05	48.09	68.30	-20.21	peak	
2	*	11570.66	21.66	17.05	38.71	54.00	-15.29	AVG	

Orthogonal Axis:	X
Test Mode:	UNII-3/TX N20 Mode 5785MHz

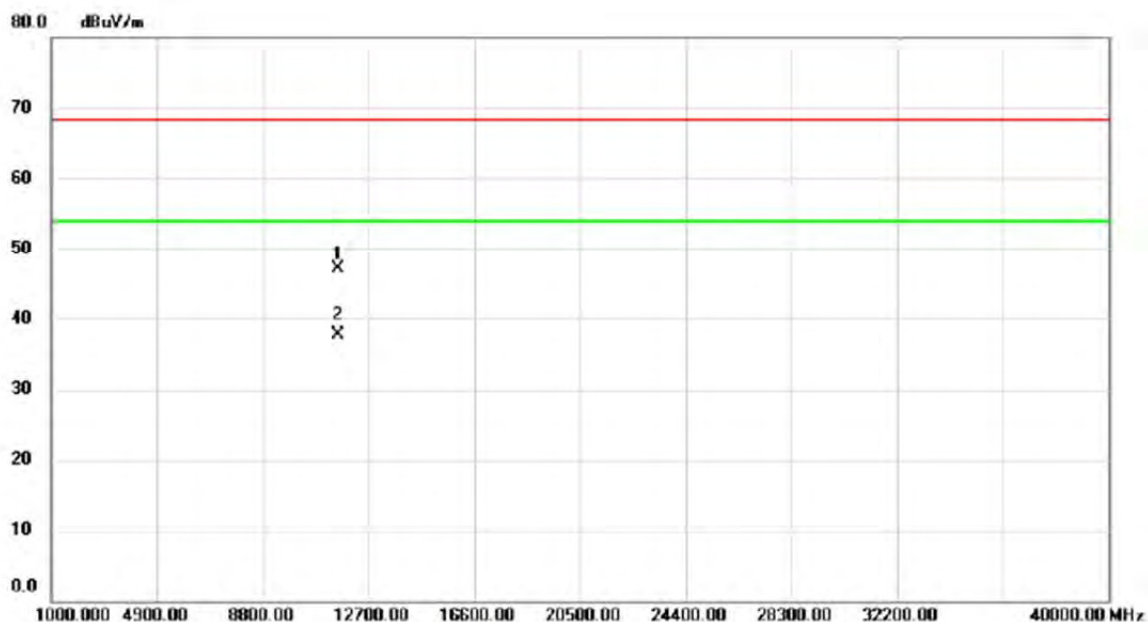
Horizontal



No.	Mk.	Freq. MHz	Reading Level dBuV	Correct Factor dB	Measure- ment dBuV/m	Limit dBuV/m	Margin dB	Detector	Comment
1		5777.700	57.41	41.33	98.74	122.30	-23.56	AVG	
2	*	5789.400	66.10	41.35	107.45	122.30	-14.85	peak	

Orthogonal Axis:	X
Test Mode:	UNII-3/TX N20 Mode 5785MHz

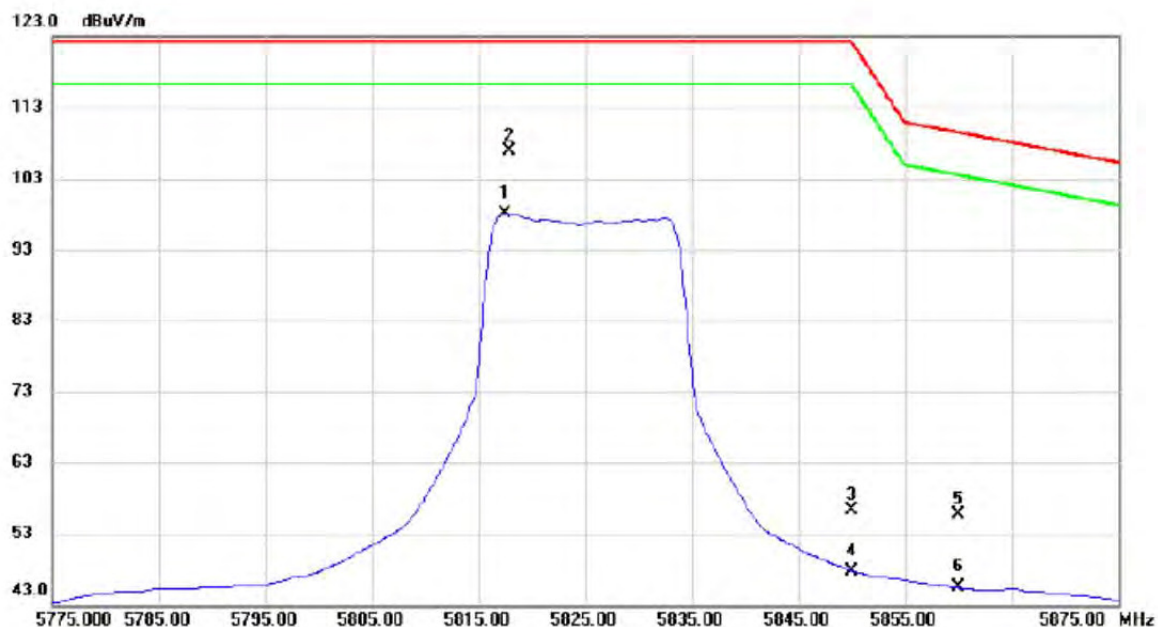
Horizontal



No.	Mk.	Freq. MHz	Reading Level dBuV	Correct Factor dB	Measure- ment dBuV/m	Limit dBuV/m	Margin dB	Detector	Comment
1		11570.18	30.13	17.05	47.18	68.30	-21.12	peak	
2	*	11570.18	20.61	17.05	37.66	54.00	-16.34	AVG	

Orthogonal Axis:	X
Test Mode:	UNII-3/TX N20 Mode 5825MHz

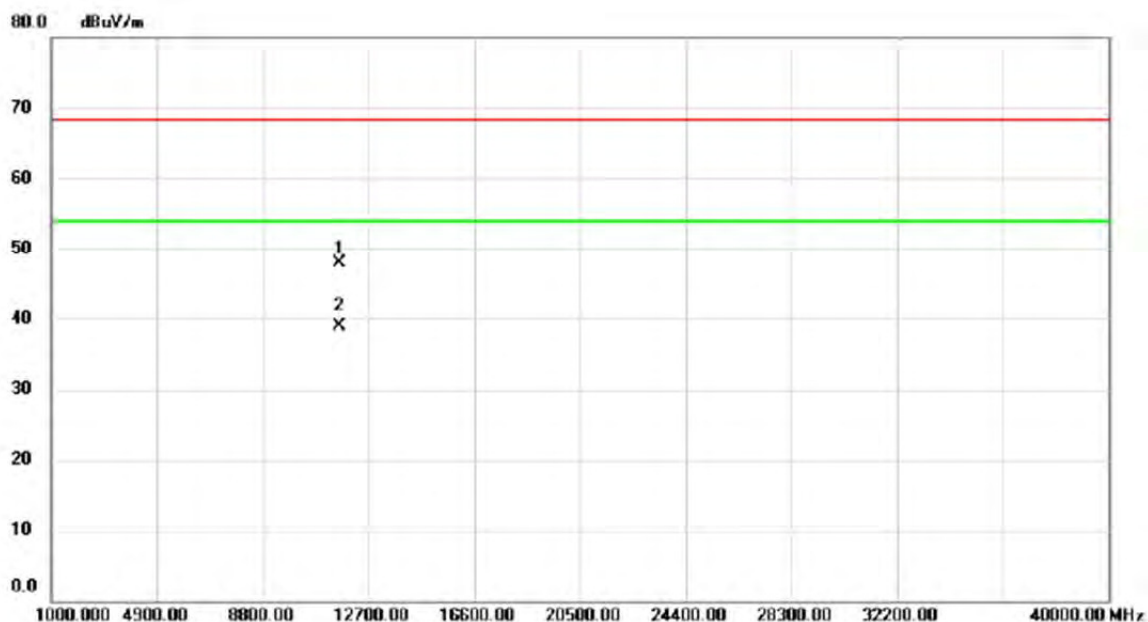
Vertical



No.	Mk.	Freq. MHz	Reading Level dBuV	Correct Factor dB	Measure- ment dBuV/m	Limit dBuV/m	Margin dB	Detector	Comment
1		5817.500	56.75	41.39	98.14	122.30	-24.16	AVG	
2	*	5817.800	65.51	41.39	106.90	122.30	-15.40	peak	
3		5850.000	14.85	41.44	56.29	122.30	-66.01	peak	
4		5850.000	6.35	41.44	47.79	122.30	-74.51	AVG	
5		5860.000	14.34	41.45	55.79	109.50	-53.71	peak	
6		5860.000	3.97	41.45	45.42	109.50	-64.08	AVG	

Orthogonal Axis:	X
Test Mode:	UNII-3/TX N20 Mode 5825MHz

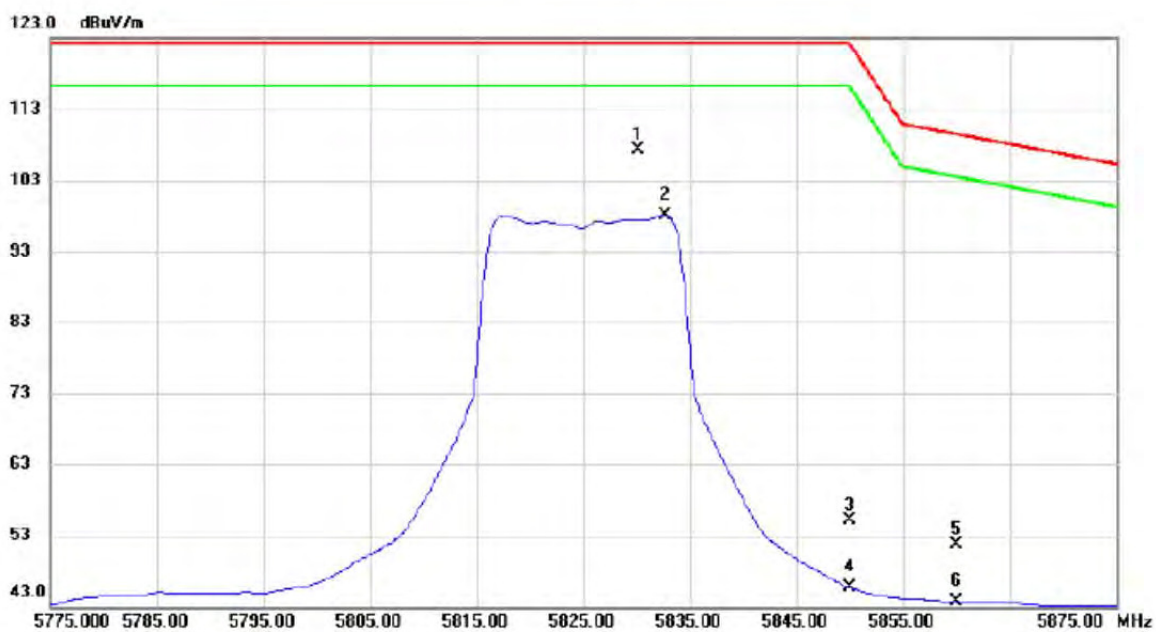
Vertical



No.	Mk.	Freq. MHz	Reading Level dBuV	Correct Factor dB	Measure- ment dBuV/m	Limit dBuV/m	Margin dB	Detector	Comment
1		11650.18	30.69	17.17	47.86	68.30	-20.44	peak	
2	*	11650.18	21.77	17.17	38.94	54.00	-15.06	AVG	

Orthogonal Axis:	X
Test Mode:	UNII-3/TX N20 Mode 5825MHz

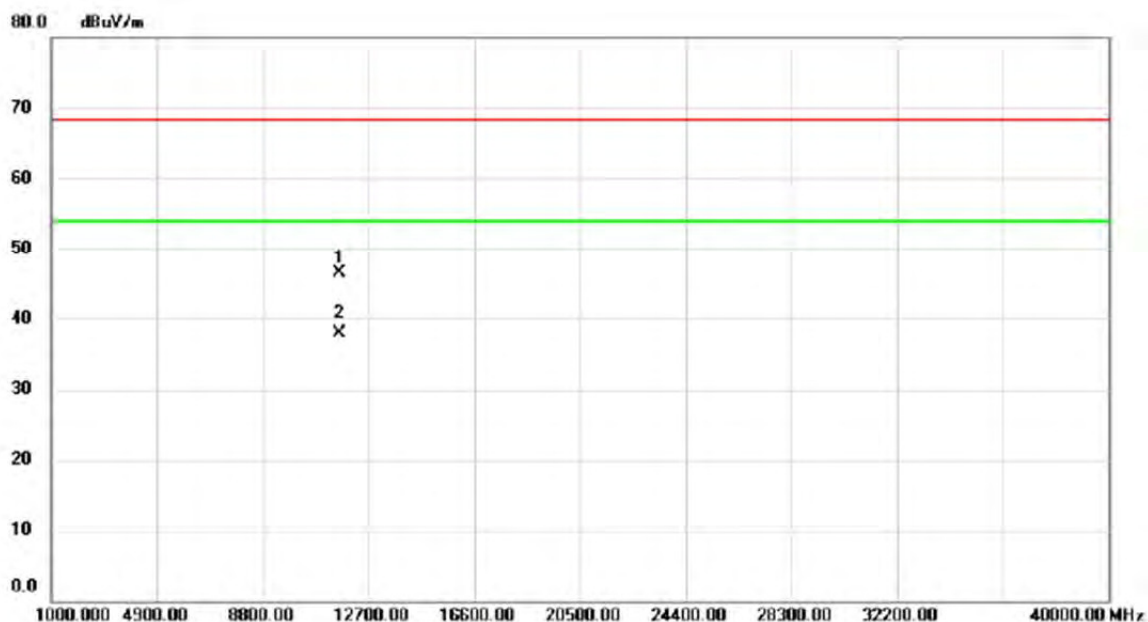
Horizontal



No.	Mk.	Freq. MHz	Reading Level dBuV	Correct Factor dB	Measure- ment dBuV/m	Limit dBuV/m	Margin dB	Detector	Comment
1	*	5830.100	65.87	41.41	107.28	122.30	-15.02	peak	
2		5832.600	56.73	41.41	98.14	122.30	-24.16	AVG	
3		5850.000	13.57	41.44	55.01	122.30	-67.29	peak	
4		5850.000	4.27	41.44	45.71	122.30	-76.59	AVG	
5		5860.000	10.26	41.45	51.71	109.50	-57.79	peak	
6		5860.000	2.16	41.45	43.61	109.50	-65.89	AVG	

Orthogonal Axis:	X
Test Mode:	UNII-3/TX N20 Mode 5825MHz

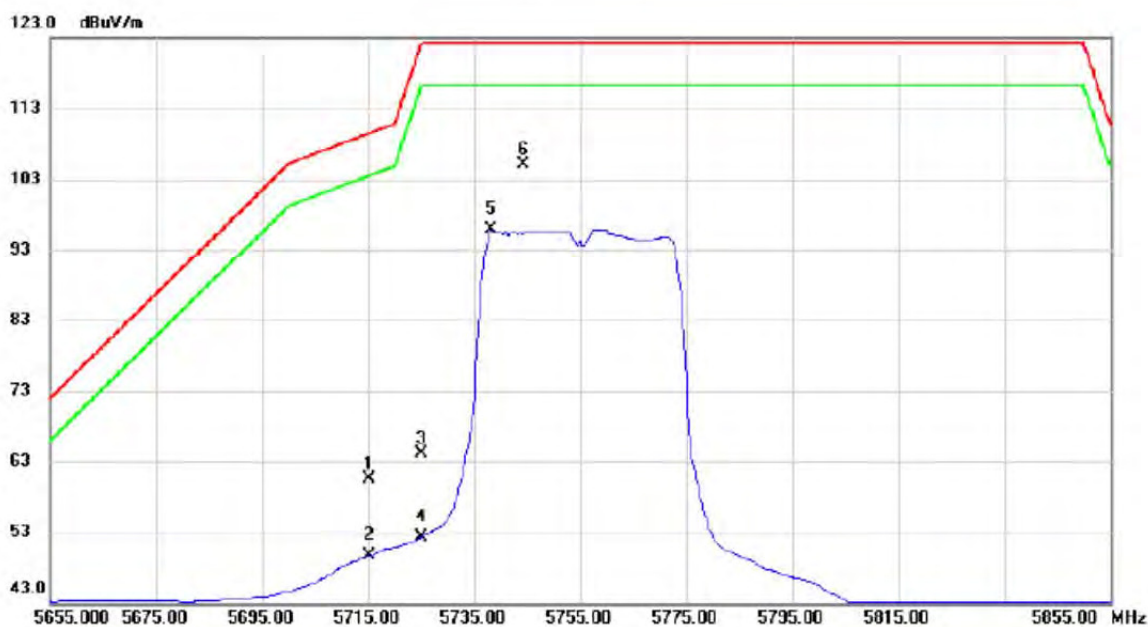
Horizontal



No.	Mk.	Freq. MHz	Reading Level dBuV	Correct Factor dB	Measure- ment dBuV/m	Limit dBuV/m	Margin dB	Detector	Comment
1		11650.54	29.37	17.17	46.54	68.30	-21.76	peak	
2	*	11650.47	20.66	17.17	37.83	54.00	-16.17	AVG	

Orthogonal Axis:	X
Test Mode:	UNII-3/TX N40 Mode 5755MHz

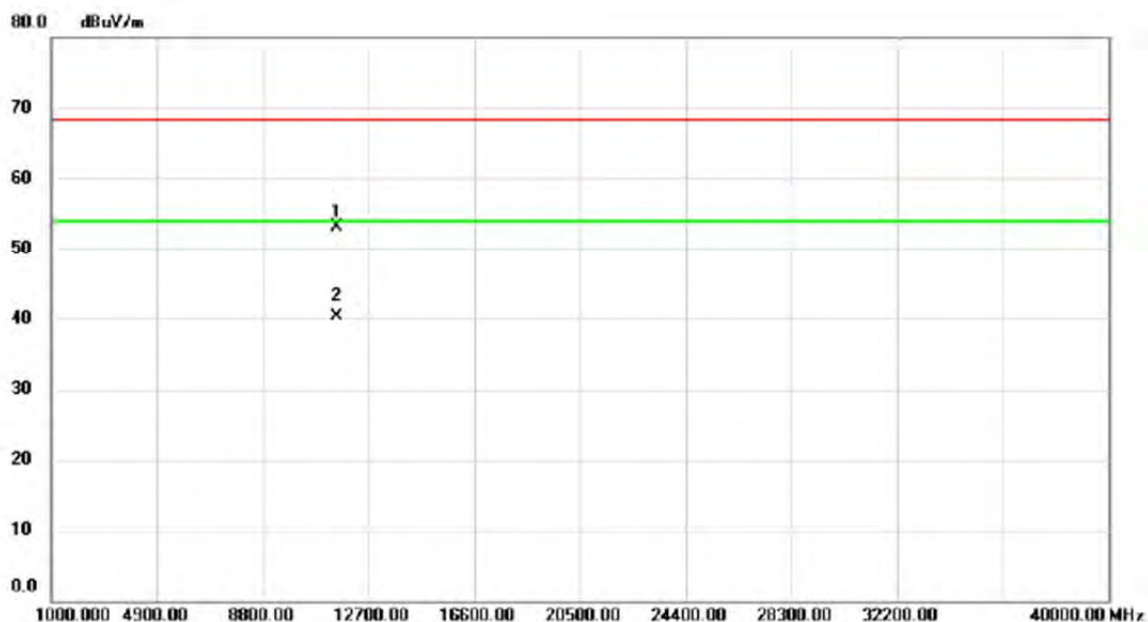
Vertical



No.	Mk.	Freq. MHz	Reading Level dBuV	Correct Factor dB	Measure- ment dBuV/m	Limit dBuV/m	Margin dB	Detector	Comment
1		5715.000	19.33	41.25	60.58	109.50	-48.92	peak	
2		5715.000	8.40	41.25	49.65	109.50	-59.85	AVG	
3		5725.000	22.87	41.27	64.14	122.30	-58.16	peak	
4		5725.000	11.05	41.27	52.32	122.30	-69.98	AVG	
5		5738.200	54.64	41.28	95.92	122.30	-26.38	AVG	
6	*	5744.200	63.88	41.29	105.17	122.30	-17.13	peak	

Orthogonal Axis:	X
Test Mode:	UNII-3/TX N40 Mode 5755MHz

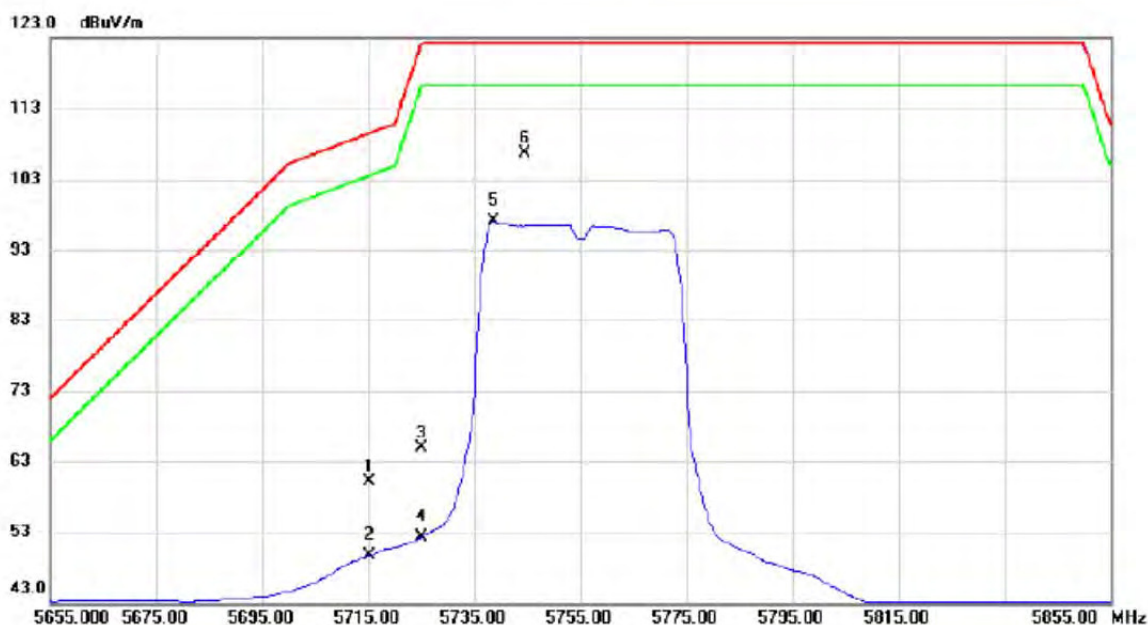
Vertical



No.	Mk.	Freq. MHz	Reading Level dBuV	Correct Factor dB	Measure- ment dBuV/m	Limit dBuV/m	Margin dB	Detector	Comment
1		11510.42	36.23	16.96	53.19	68.30	-15.11	peak	
2	*	11510.42	23.29	16.96	40.25	54.00	-13.75	AVG	

Orthogonal Axis:	X
Test Mode:	UNII-3/TX N40 Mode 5755MHz

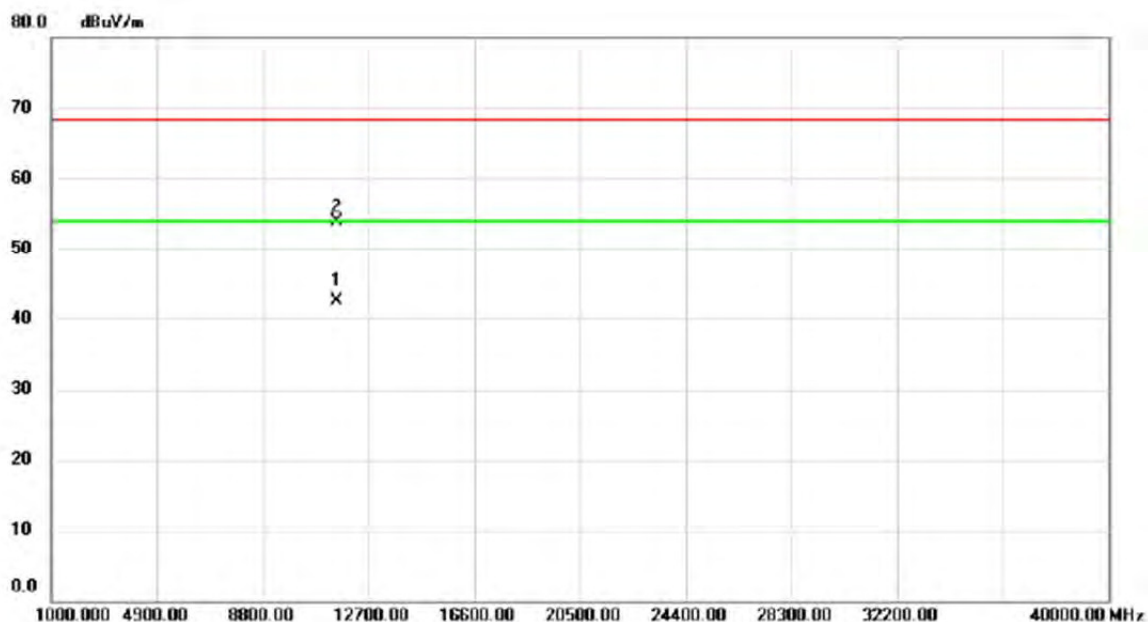
Horizontal



No.	Mk.	Freq. MHz	Reading Level dBuV	Correct Factor dB	Measure- ment dBuV/m	Limit dBuV/m	Margin dB	Detector	Comment
1		5715.000	18.89	41.25	60.14	109.50	-49.36	peak	
2		5715.000	8.40	41.25	49.65	109.50	-59.85	AVG	
3		5725.000	23.68	41.27	64.95	122.30	-57.35	peak	
4		5725.000	11.05	41.27	52.32	122.30	-69.98	AVG	
5		5738.600	55.80	41.28	97.08	122.30	-25.22	AVG	
6	*	5744.400	65.44	41.29	106.73	122.30	-15.57	peak	

Orthogonal Axis:	X
Test Mode:	UNII-3/TX N40 Mode 5755MHz

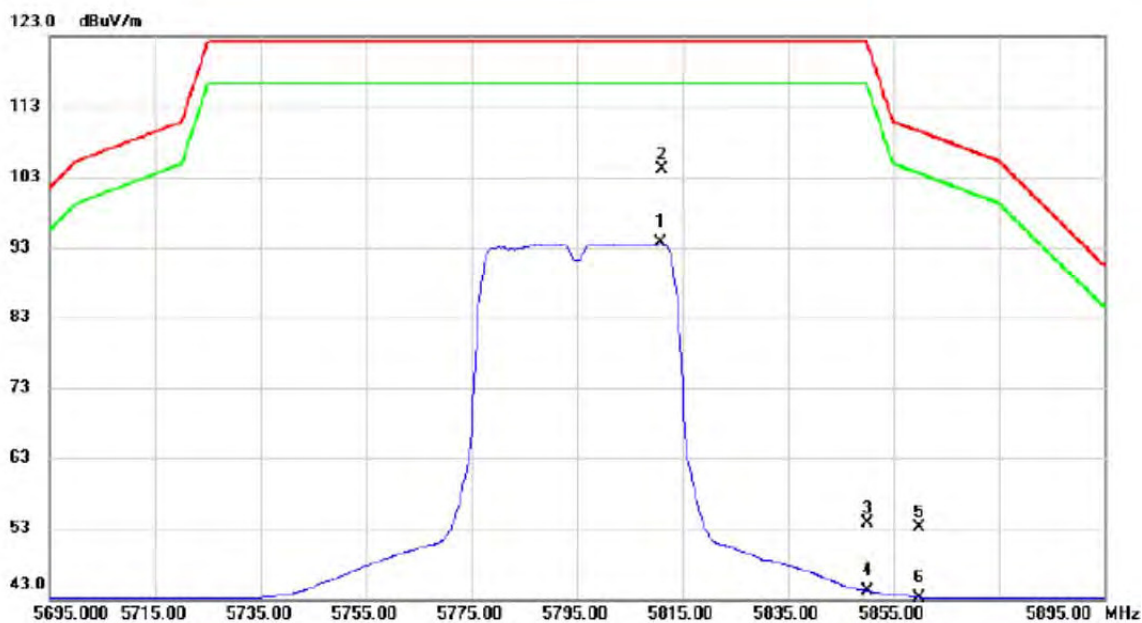
Horizontal



No.	Mk.	Freq. MHz	Reading Level dBuV	Correct Factor dB	Measure- ment dBuV/m	Limit dBuV/m	Margin dB	Detector	Comment
1	*	11510.65	25.56	16.96	42.52	54.00	-11.48	AVG	
2		11510.16	36.91	16.96	53.87	68.30	-14.43	peak	

Orthogonal Axis:	X
Test Mode:	UNII-3/TX N40 Mode 5795MHz

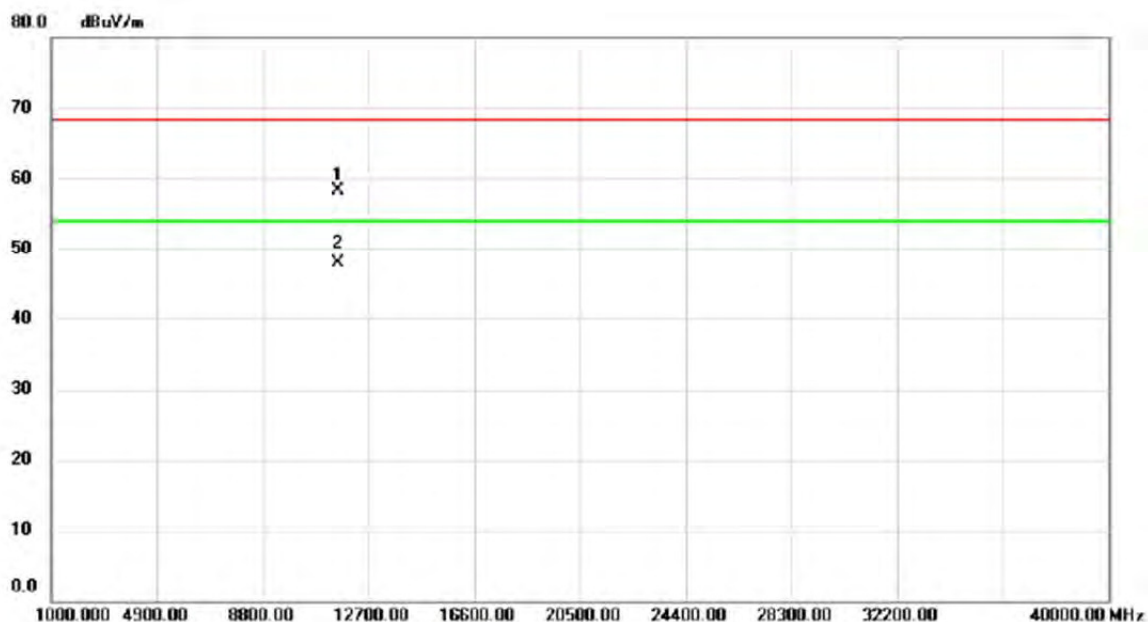
Vertical



No.	Mk.	Freq. MHz	Reading Level dBuV	Correct Factor dB	Measure- ment dBuV/m	Limit dBuV/m	Margin dB	Detector	Comment
1		5810.800	52.22	41.39	93.61	122.30	-28.69	AVG	
2	*	5811.000	62.67	41.39	104.06	122.30	-18.24	peak	
3		5850.000	12.26	41.44	53.70	122.30	-68.60	peak	
4		5850.000	2.65	41.44	44.09	122.30	-78.21	AVG	
5		5860.000	11.74	41.45	53.19	109.50	-56.31	peak	
6		5860.000	1.73	41.45	43.18	109.50	-66.32	AVG	

Orthogonal Axis:	X
Test Mode:	UNII-3/TX N40 Mode 5795MHz

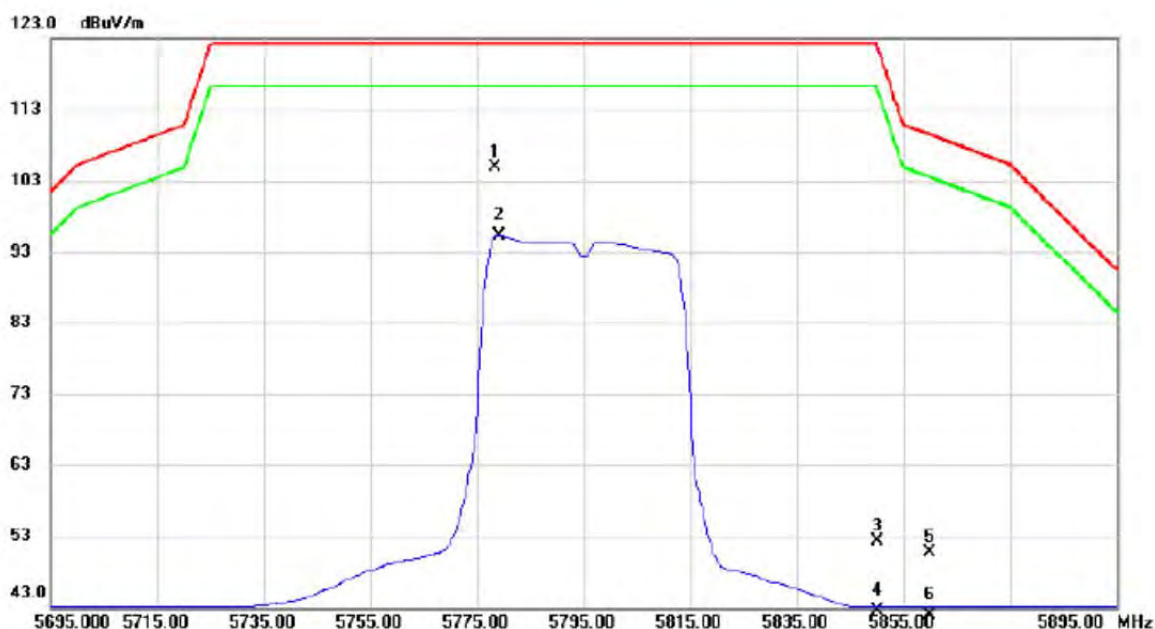
Vertical



No.	Mk.	Freq. MHz	Reading Level dBuV	Correct Factor dB	Measure- ment dBuV/m	Limit dBuV/m	Margin dB	Detector	Comment
1		11590.66	41.19	17.08	58.27	68.30	-10.03	peak	
2	*	11590.64	30.88	17.08	47.96	54.00	-6.04	AVG	

Orthogonal Axis:	X
Test Mode:	UNII-3/TX N40 Mode 5795MHz

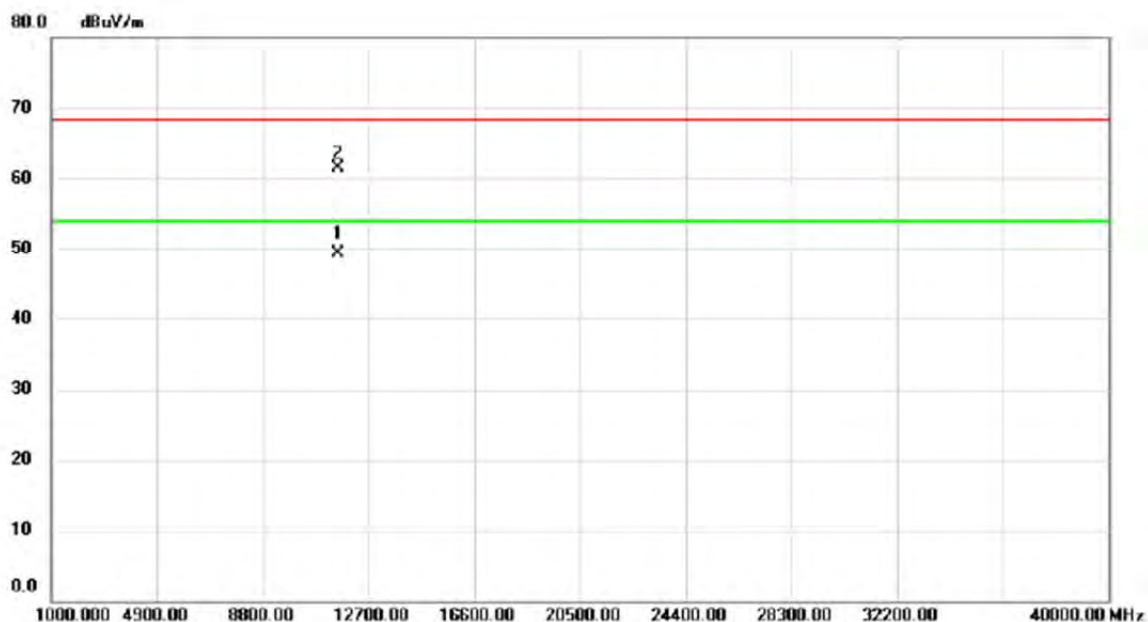
Horizontal



No.	Mk.	Freq. MHz	Reading Level dBuV	Correct Factor dB	Measure- ment dBuV/m	Limit dBuV/m	Margin dB	Detector	Comment
1	*	5778.400	63.64	41.34	104.98	122.30	-17.32	peak	
2		5779.000	53.98	41.34	95.32	122.30	-26.98	AVG	
3		5850.000	10.90	41.44	52.34	122.30	-69.96	peak	
4		5850.000	0.97	41.44	42.41	122.30	-79.89	AVG	
5		5860.000	9.21	41.45	50.66	109.50	-58.84	peak	
6		5860.000	0.40	41.45	41.85	109.50	-67.65	AVG	

Orthogonal Axis:	X
Test Mode:	UNII-3/TX N40 Mode 5795MHz

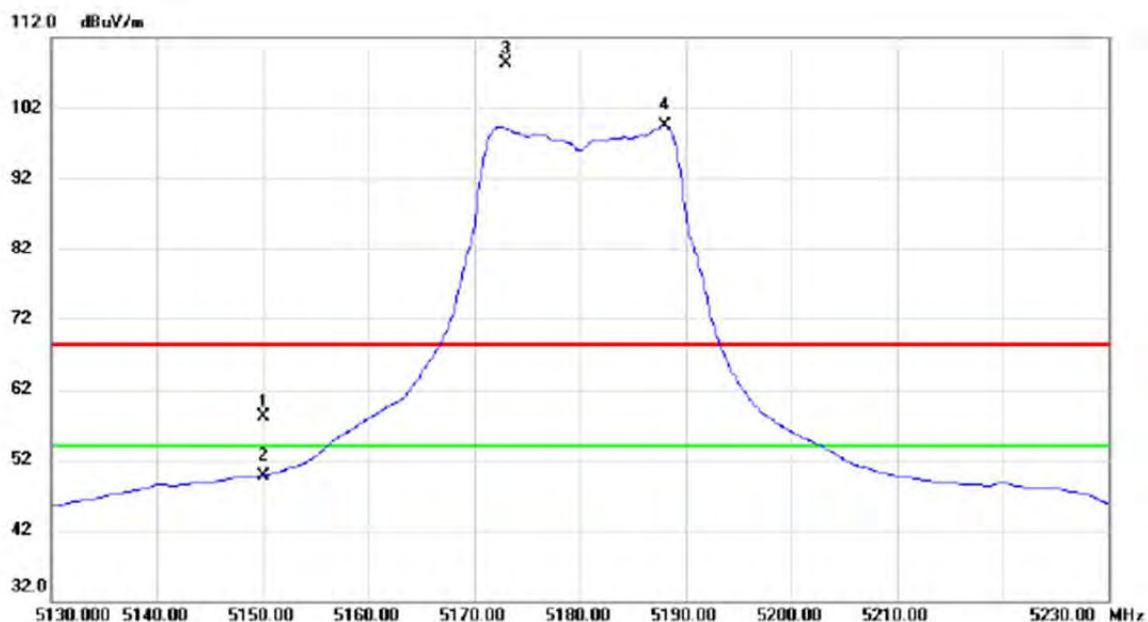
Horizontal



No.	Mk.	Freq. MHz	Reading Level dBuV	Correct Factor dB	Measure- ment dBuV/m	Limit dBuV/m	Margin dB	Detector	Comment
1	*	11590.03	32.23	17.08	49.31	54.00	-4.69	AVG	
2		11590.16	44.42	17.08	61.50	68.30	-6.80	peak	

Orthogonal Axis:	X
Test Mode:	UNII-1/ TX AC20 Mode 5180MHz

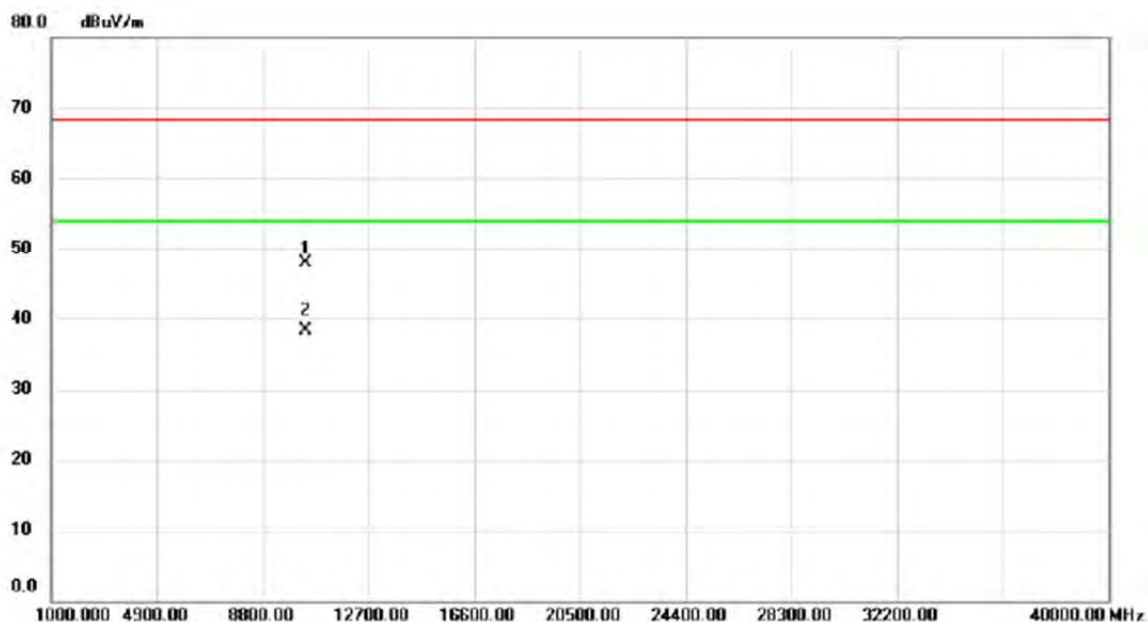
Vertical



No.	Mk.	Freq. MHz	Reading Level dBuV	Correct Factor dB	Measure- ment dBuV/m	Limit dBuV/m	Margin dB	Detector	Comment
1		5150.000	17.84	40.22	58.06	68.30	-10.24	peak	
2		5150.000	9.58	40.22	49.80	54.00	-4.20	AVG	
3	X	5173.000	68.08	40.27	108.35	68.30	40.05	peak	No Limit
4	*	5188.000	59.18	40.30	99.48	54.00	45.48	AVG	No Limit

Orthogonal Axis:	X
Test Mode:	UNII-1/ TX AC20 Mode 5180MHz

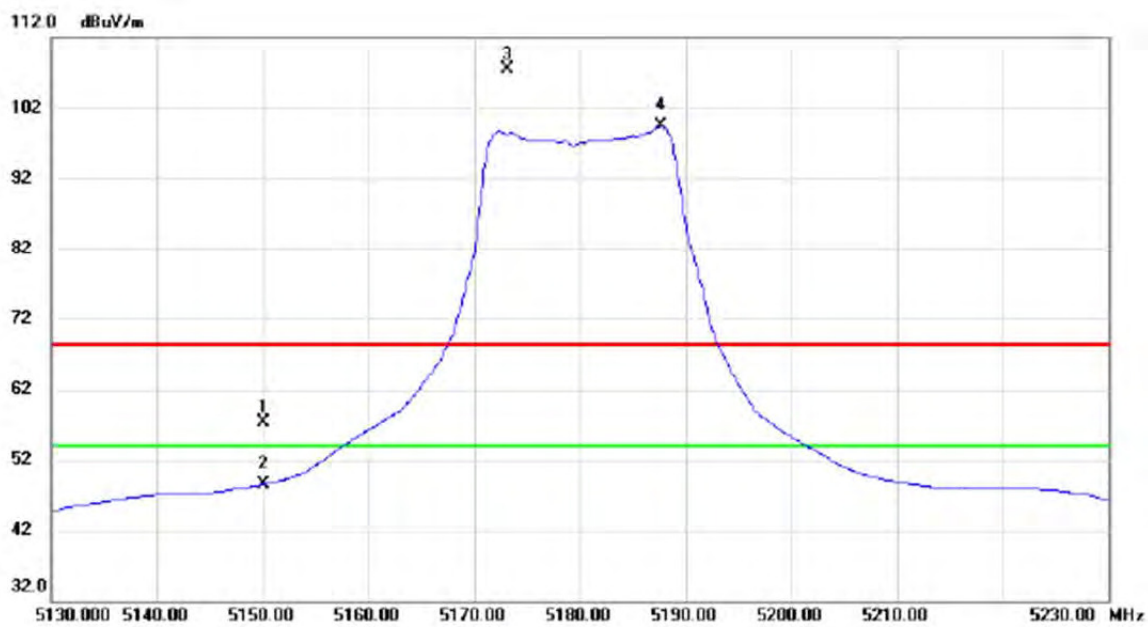
Vertical



No.	Mk.	Freq. MHz	Reading Level dBuV	Correct Factor dB	Measure- ment dBuV/m	Limit dBuV/m	Margin dB	Detector	Comment
1		10360.18	34.08	13.85	47.93	68.30	-20.37	peak	
2	*	10360.32	24.46	13.85	38.31	54.00	-15.69	AVG	

Orthogonal Axis:	X
Test Mode:	UNII-1/ TX AC20 Mode 5180MHz

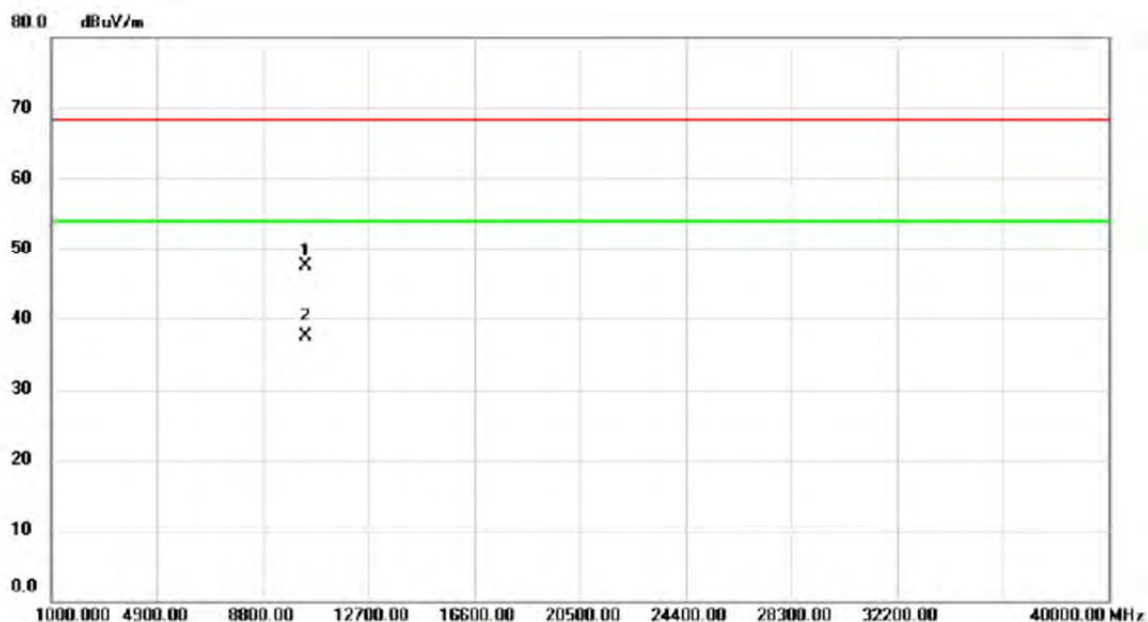
Horizontal



No.	Mk.	Freq. MHz	Reading Level dBuV	Correct Factor dB	Measure- ment dBuV/m	Limit dBuV/m	Margin dB	Detector	Comment
1		5150.000	17.01	40.22	57.23	68.30	-11.07	peak	
2		5150.000	8.29	40.22	48.51	54.00	-5.49	AVG	
3	X	5173.100	67.32	40.27	107.59	68.30	39.29	peak	No Limit
4	*	5187.700	59.11	40.30	99.41	54.00	45.41	AVG	No Limit

Orthogonal Axis:	X
Test Mode:	UNII-1/ TX AC20 Mode 5180MHz

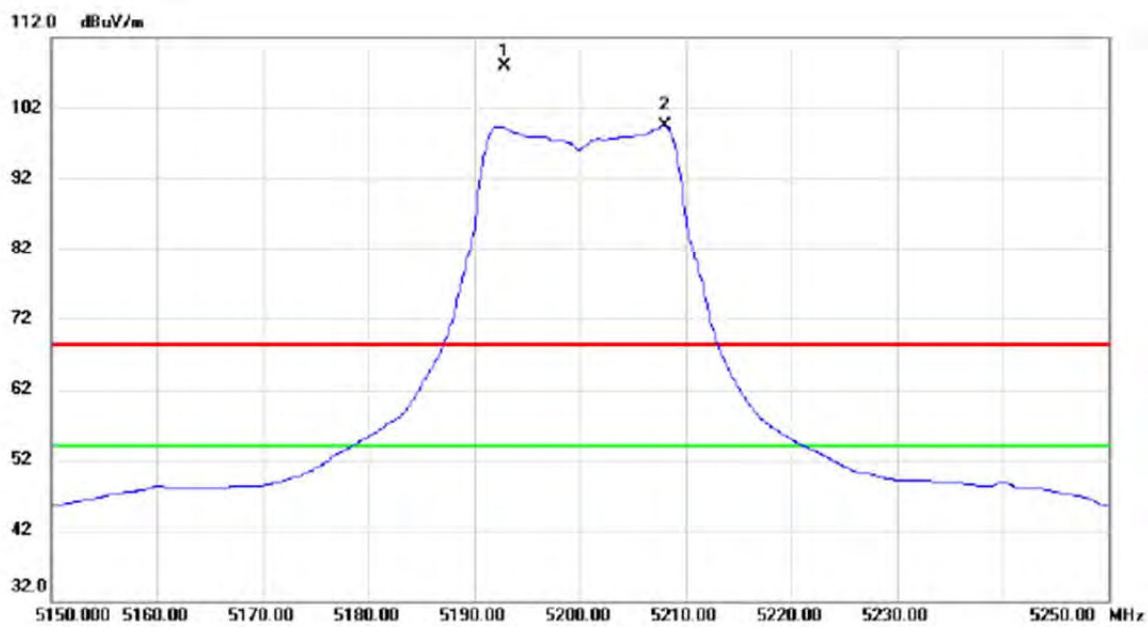
Horizontal



No.	Mk.	Freq. MHz	Reading Level dBuV	Correct Factor dB	Measure- ment dBuV/m	Limit dBuV/m	Margin dB	Detector	Comment
1		10360.01	33.56	13.85	47.41	68.30	-20.89	peak	
2	*	10360.01	23.58	13.85	37.43	54.00	-16.57	AVG	

Orthogonal Axis:	X
Test Mode:	UNII-1/ TX AC20 Mode 5200MHz

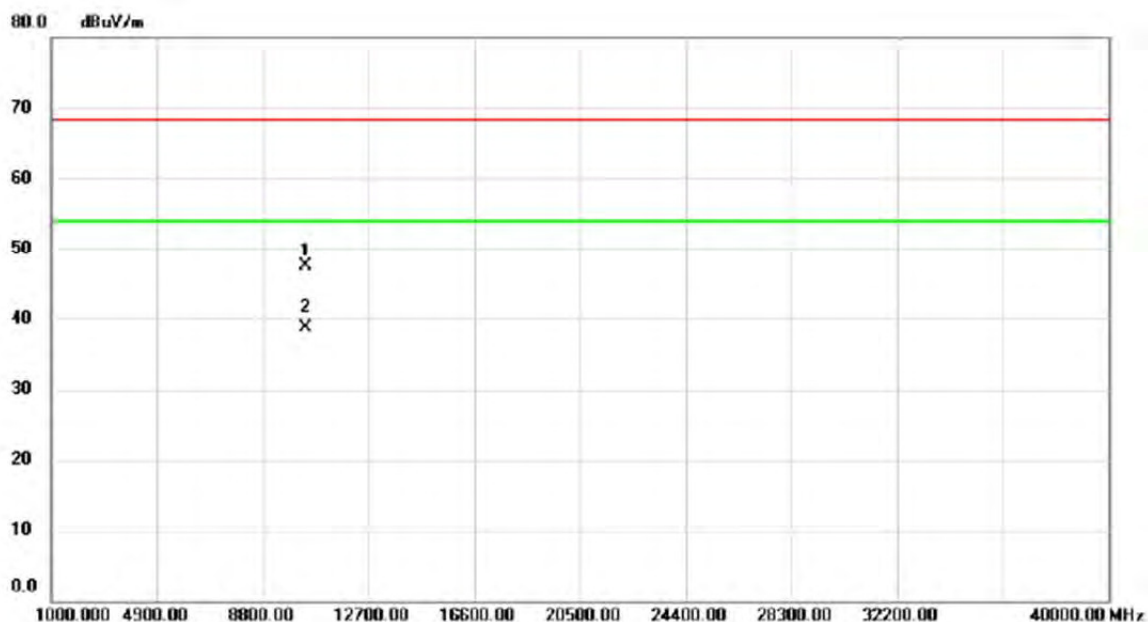
Vertical



No.	Mk.	Freq. MHz	Reading Level dBuV	Correct Factor dB	Measure- ment dBuV/m	Limit dBuV/m	Margin dB	Detector	Comment
1	X	5192.900	67.65	40.31	107.96	68.30	39.66	peak	No Limit
2	*	5208.000	59.09	40.34	99.43	54.00	45.43	AVG	No Limit

Orthogonal Axis:	X
Test Mode:	UNII-1/ TX AC20 Mode 5200MHz

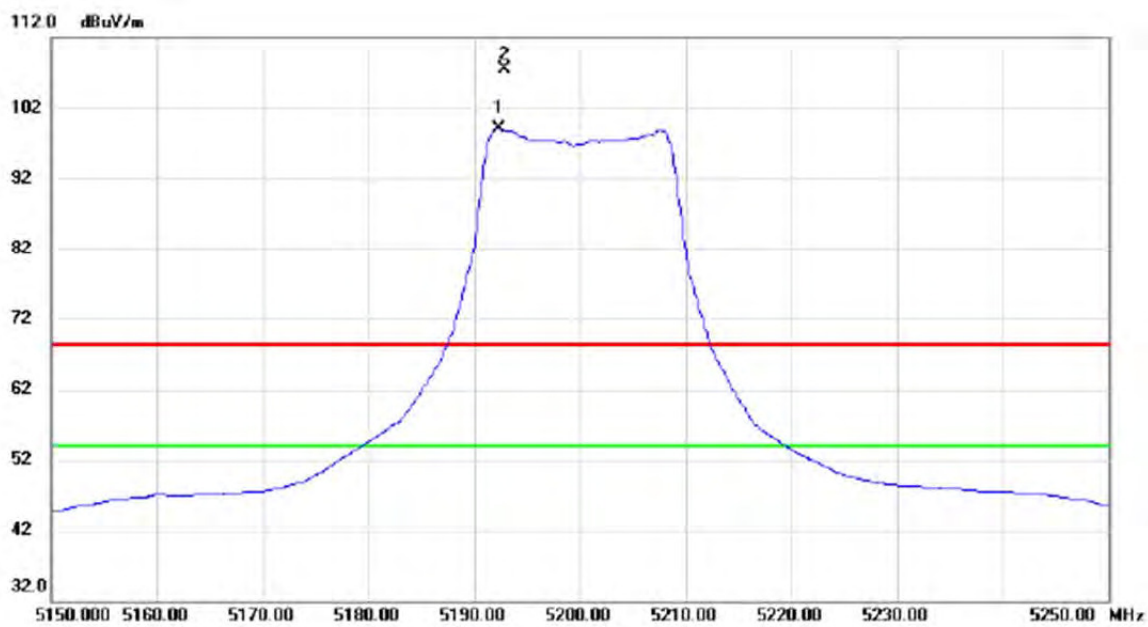
Vertical



No.	Mk.	Freq. MHz	Reading Level dBuV	Correct Factor dB	Measure- ment dBuV/m	Limit dBuV/m	Margin dB	Detector	Comment
1		10400.35	33.78	13.80	47.58	68.30	-20.72	peak	
2	*	10400.35	24.81	13.80	38.61	54.00	-15.39	AVG	

Orthogonal Axis:	X
Test Mode:	UNII-1/ TX AC20 Mode 5200MHz

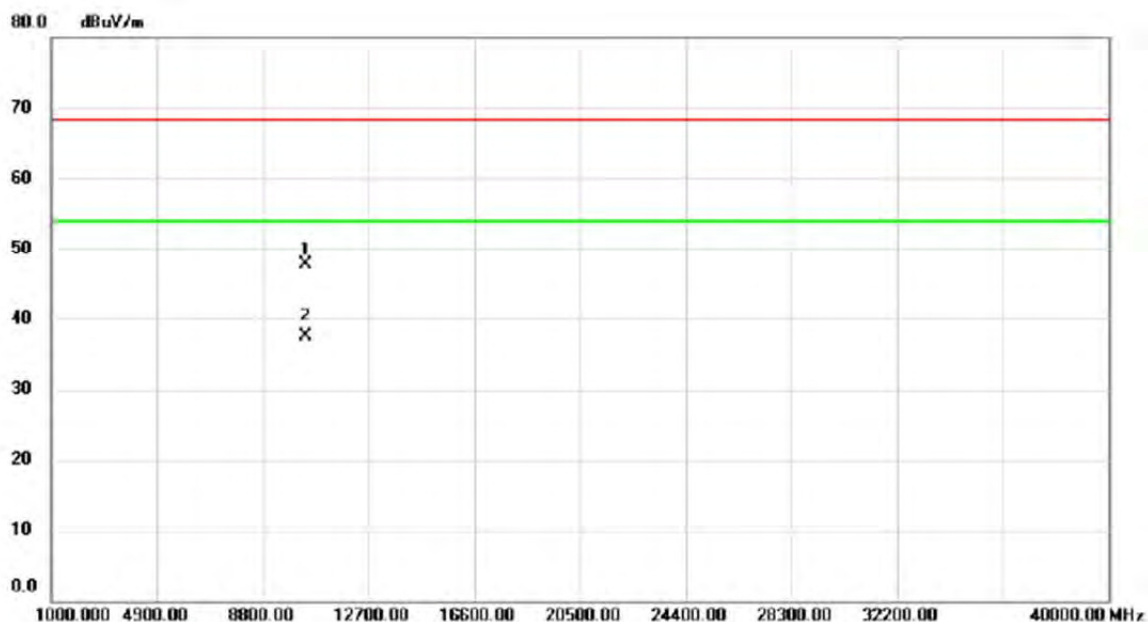
Horizontal



No.	Mk.	Freq. MHz	Reading Level dBuV	Correct Factor dB	Measure- ment dBuV/m	Limit dBuV/m	Margin dB	Detector	Comment
1	*	5192.300	58.84	40.31	99.15	54.00	45.15	AVG	No Limit
2	X	5192.900	67.23	40.31	107.54	68.30	39.24	peak	No Limit

Orthogonal Axis:	X
Test Mode:	UNII-1/ TX AC20 Mode 5200MHz

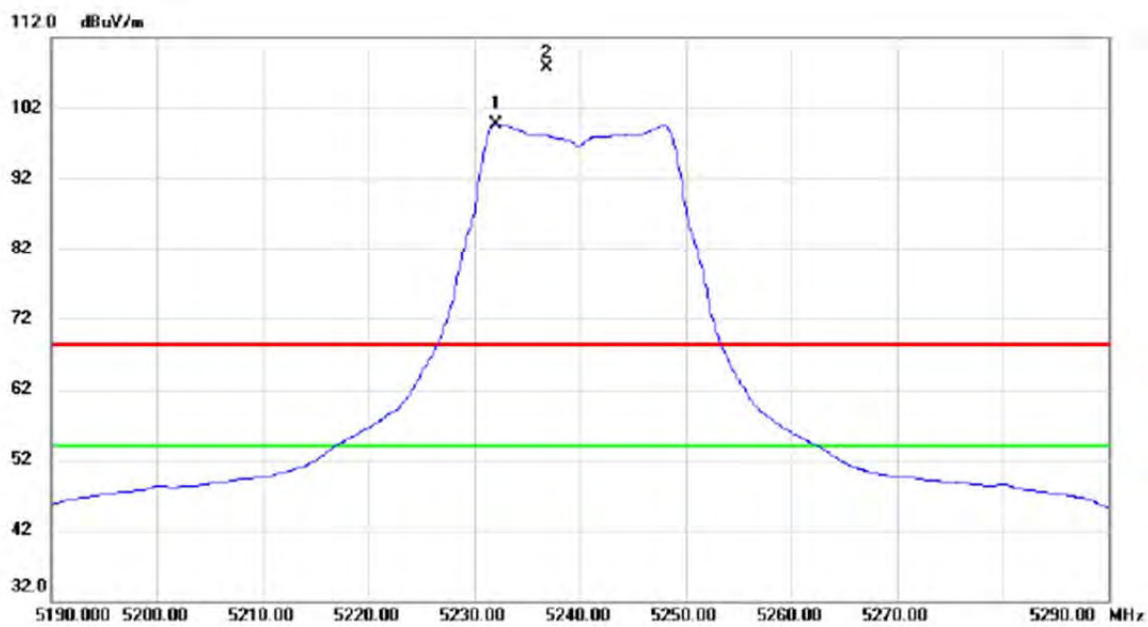
Horizontal



No.	Mk.	Freq. MHz	Reading Level dBuV	Correct Factor dB	Measure- ment dBuV/m	Limit dBuV/m	Margin dB	Detector	Comment
1		10400.16	33.91	13.80	47.71	68.30	-20.59	peak	
2	*	10400.55	23.67	13.80	37.47	54.00	-16.53	AVG	

Orthogonal Axis:	X
Test Mode:	UNII-1/ TX AC20 Mode 5240MHz

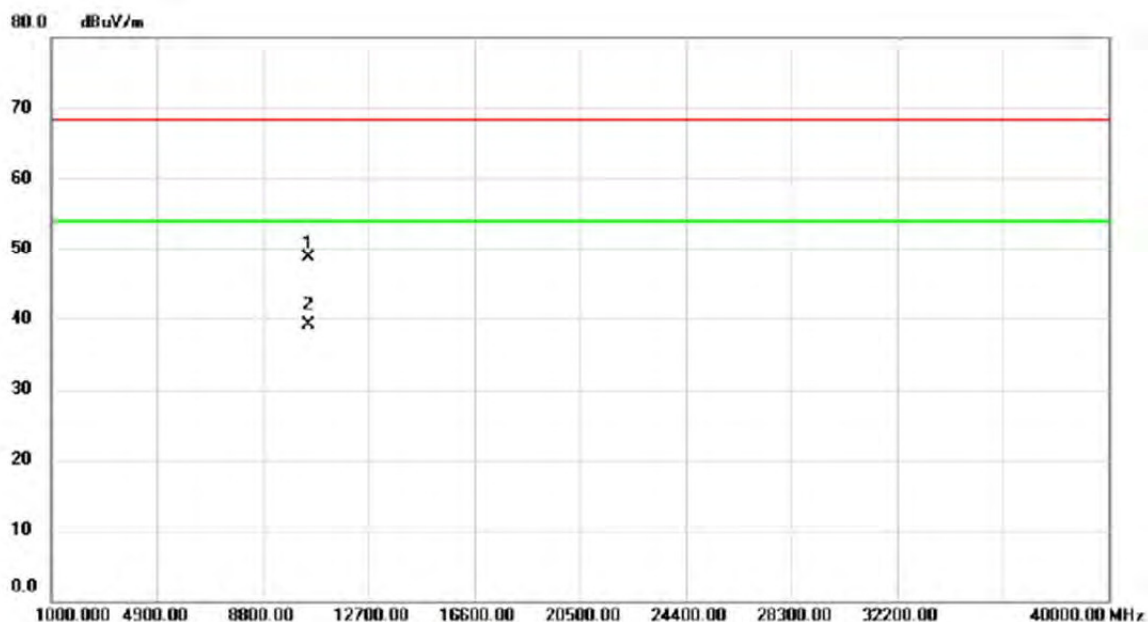
Vertical



No.	Mk.	Freq. MHz	Reading Level dBuV	Correct Factor dB	Measure- ment dBuV/m	Limit dBuV/m	Margin dB	Detector	Comment
1	*	5232.100	59.40	40.40	99.80	54.00	45.80	AVG	No Limit
2	X	5236.900	67.36	40.40	107.76	68.30	39.46	peak	No Limit

Orthogonal Axis:	X
Test Mode:	UNII-1/ TX AC20 Mode 5240MHz

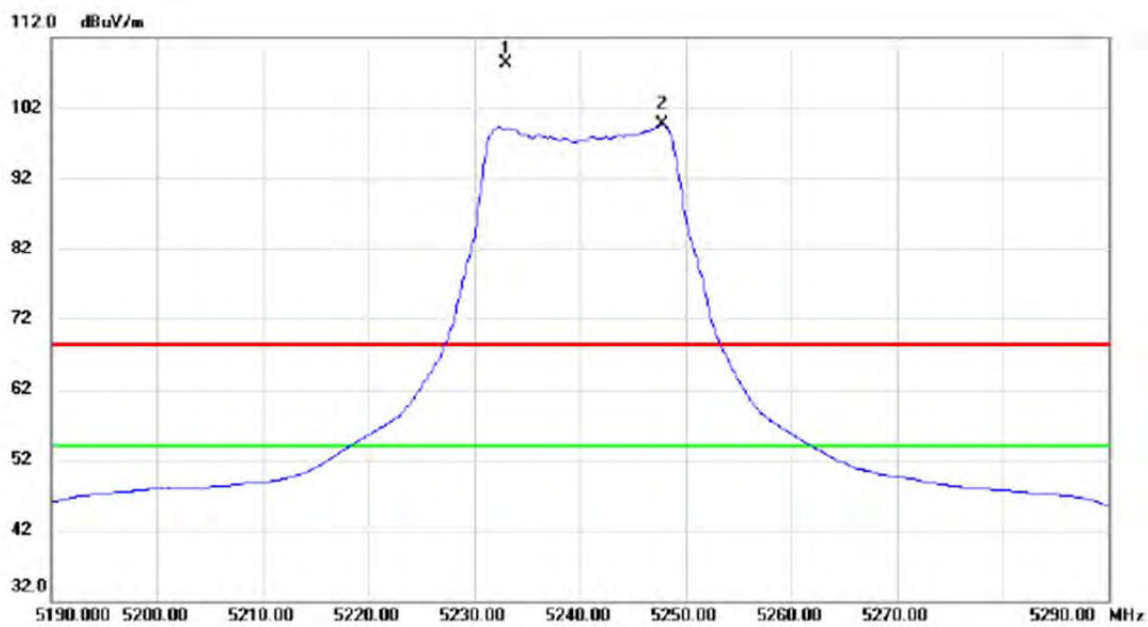
Vertical



No.	Mk.	Freq. MHz	Reading Level dBuV	Correct Factor dB	Measure- ment dBuV/m	Limit dBuV/m	Margin dB	Detector	Comment
1		10480.56	34.94	13.69	48.63	68.30	-19.67	peak	
2	*	10480.12	25.46	13.69	39.15	54.00	-14.85	AVG	

Orthogonal Axis:	X
Test Mode:	UNII-1/ TX AC20 Mode 5240MHz

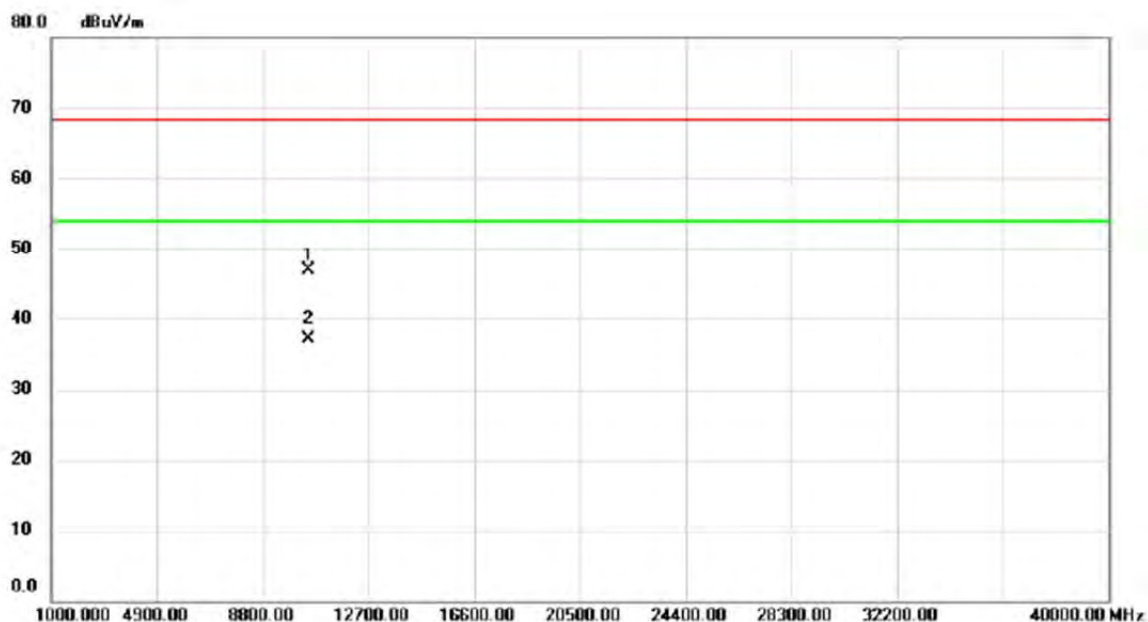
Horizontal



No.	Mk.	Freq. MHz	Reading Level dBuV	Correct Factor dB	Measure- ment dBuV/m	Limit dBuV/m	Margin dB	Detector	Comment
1	X	5233.000	68.01	40.39	108.40	68.30	40.10	peak	No Limit
2	*	5247.800	59.22	40.42	99.64	54.00	45.64	AVG	No Limit

Orthogonal Axis:	X
Test Mode:	UNII-1/ TX AC20 Mode 5240MHz

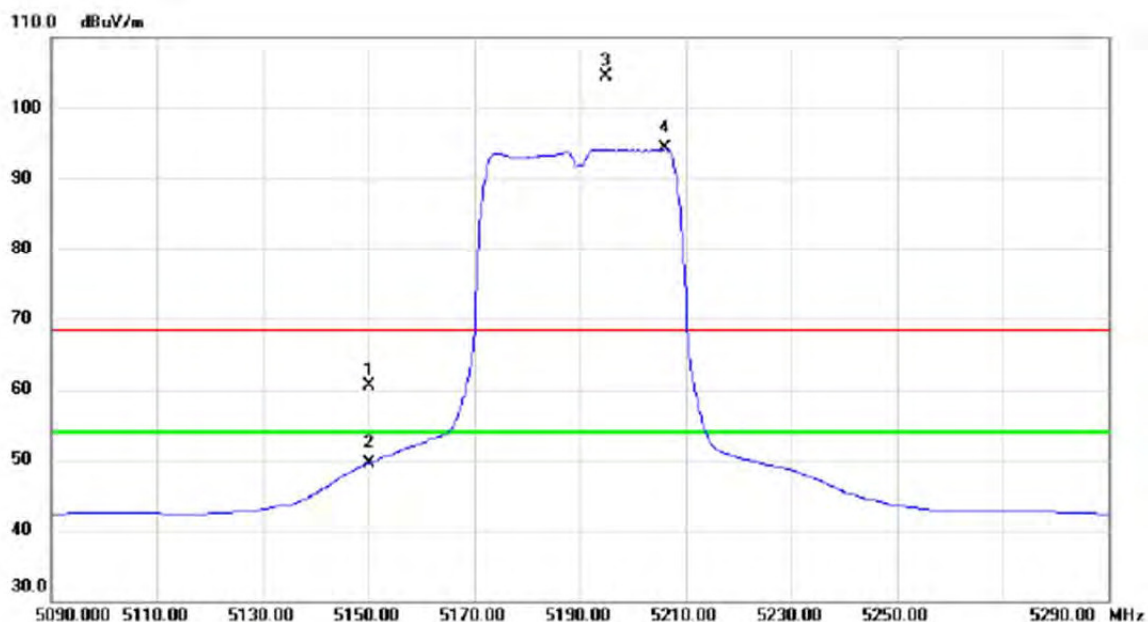
Horizontal



No.	Mk.	Freq. MHz	Reading Level dBuV	Correct Factor dB	Measure- ment dBuV/m	Limit dBuV/m	Margin dB	Detector	Comment
1		10480.34	33.12	13.69	46.81	68.30	-21.49	peak	
2	*	10480.34	23.35	13.69	37.04	54.00	-16.96	AVG	

Orthogonal Axis:	X
Test Mode:	UNII-1/ TX AC40 Mode 5190MHz

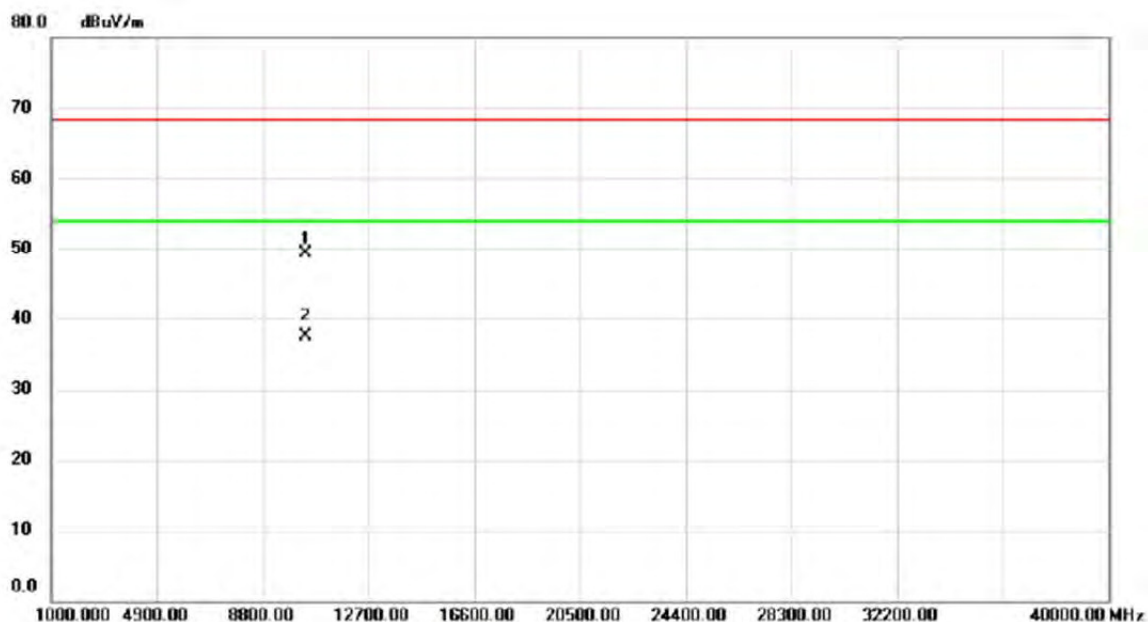
Vertical



No.	Mk.	Freq. MHz	Reading Level dBuV	Correct Factor dB	Measure- ment dBuV/m	Limit dBuV/m	Margin dB	Detector	Comment
1		5150.000	20.22	40.22	60.44	68.30	-7.86	peak	
2		5150.000	9.28	40.22	49.50	54.00	-4.50	AVG	
3	X	5195.000	64.16	40.32	104.48	68.30	36.18	peak	No Limit
4	*	5206.200	53.90	40.33	94.23	54.00	40.23	AVG	No Limit

Orthogonal Axis:	X
Test Mode:	UNII-1/ TX AC40 Mode 5190MHz

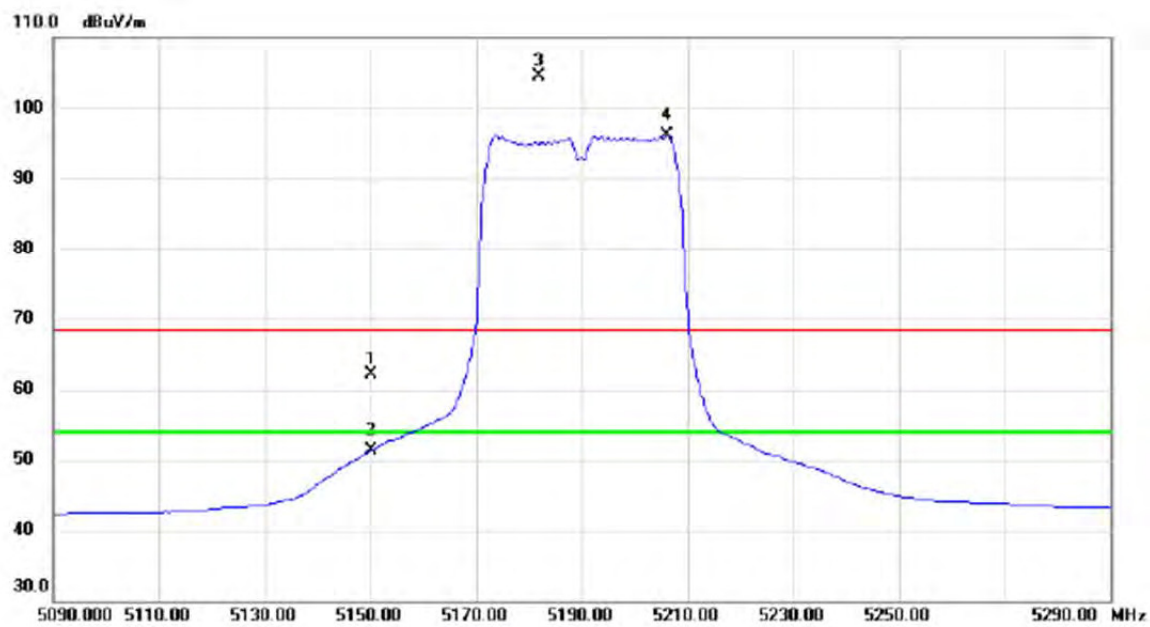
Vertical



No.	Mk.	Freq. MHz	Reading Level dBuV	Correct Factor dB	Measure- ment dBuV/m	Limit dBuV/m	Margin dB	Detector	Comment
1		10380.31	35.45	13.83	49.28	68.30	-19.02	peak	
2	*	10380.31	23.63	13.83	37.46	54.00	-16.54	AVG	

Orthogonal Axis:	X
Test Mode:	UNII-1/ TX AC40 Mode 5190MHz

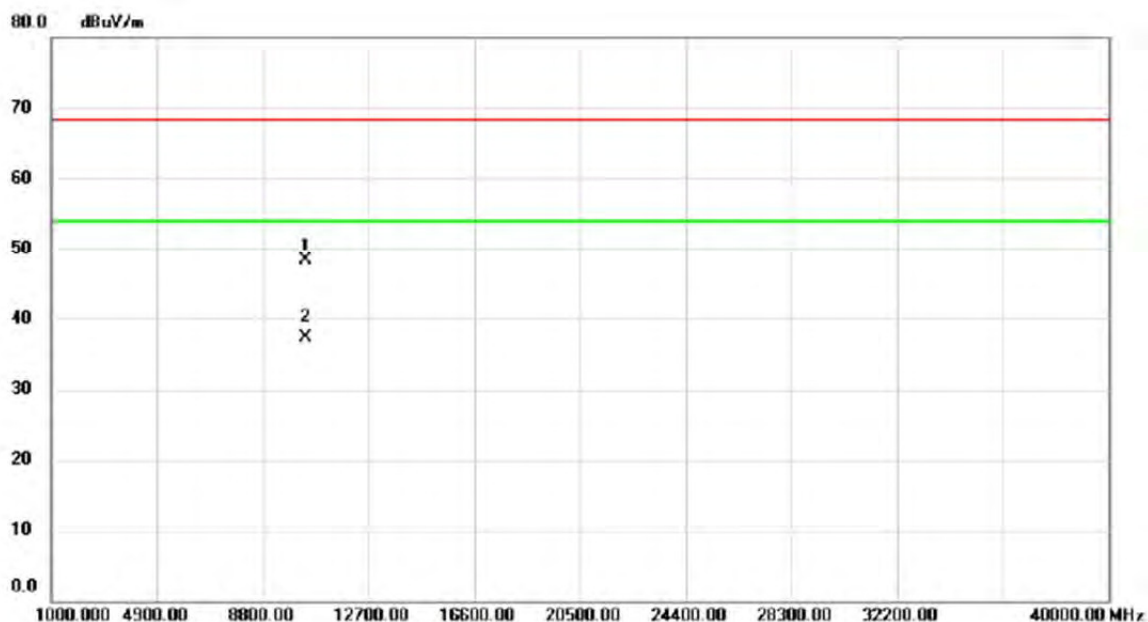
Horizontal



No.	Mk.	Freq. MHz	Reading Level dBuV	Correct Factor dB	Measure- ment dBuV/m	Limit dBuV/m	Margin dB	Detector	Comment
1		5150.000	21.98	40.22	62.20	68.30	-6.10	peak	
2		5150.000	11.05	40.22	51.27	54.00	-2.73	AVG	
3	X	5181.800	64.24	40.29	104.53	68.30	36.23	peak	No Limit
4	*	5206.200	55.72	40.33	96.05	54.00	42.05	AVG	No Limit

Orthogonal Axis:	X
Test Mode:	UNII-1/ TX AC40 Mode 5190MHz

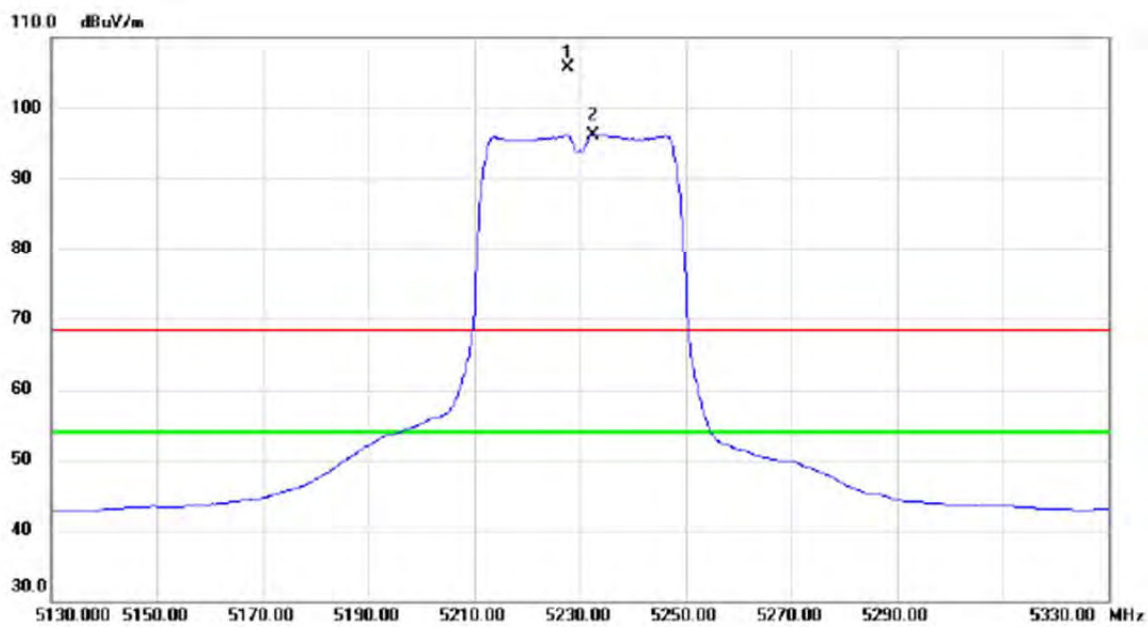
Horizontal



No.	Mk.	Freq. MHz	Reading Level dBuV	Correct Factor dB	Measure- ment dBuV/m	Limit dBuV/m	Margin dB	Detector	Comment
1		10381.36	34.41	13.82	48.23	68.30	-20.07	peak	
2	*	10381.62	23.41	13.82	37.23	54.00	-16.77	AVG	

Orthogonal Axis:	X
Test Mode:	UNII-1/ TX AC40 Mode 5230MHz

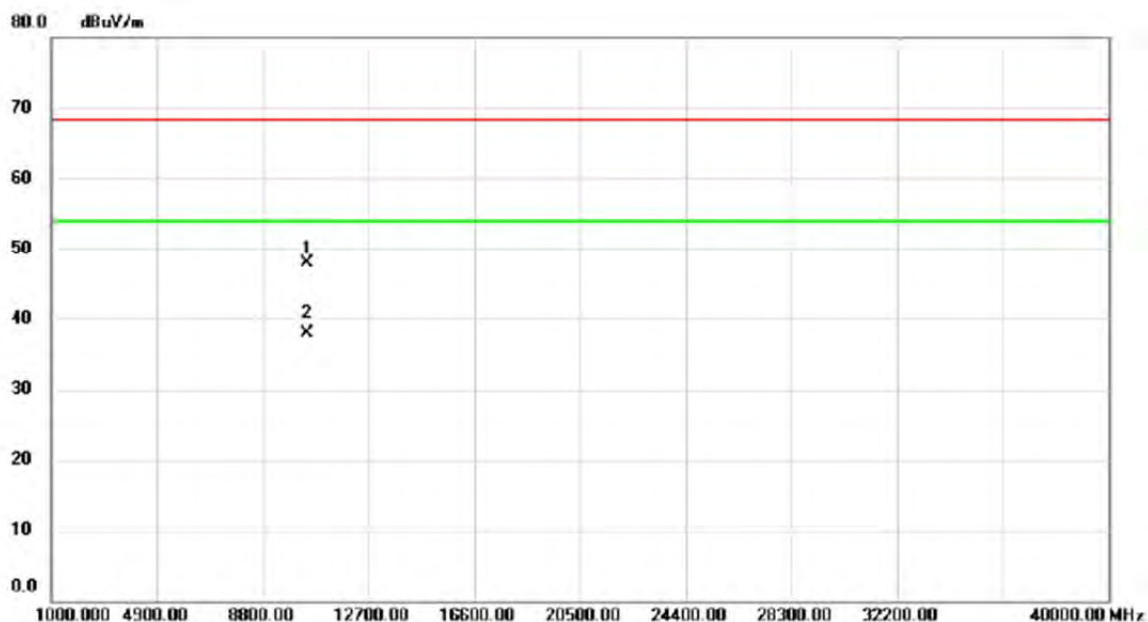
Vertical



No.	Mk.	Freq. MHz	Reading Level dBuV	Correct Factor dB	Measure- ment dBuV/m	Limit dBuV/m	Margin dB	Detector	Comment
1	X	5227.600	65.26	40.39	105.65	68.30	37.35	peak	No Limit
2	*	5232.600	55.80	40.39	96.19	54.00	42.19	AVG	No Limit

Orthogonal Axis:	X
Test Mode:	UNII-1/ TX AC40 Mode 5230MHz

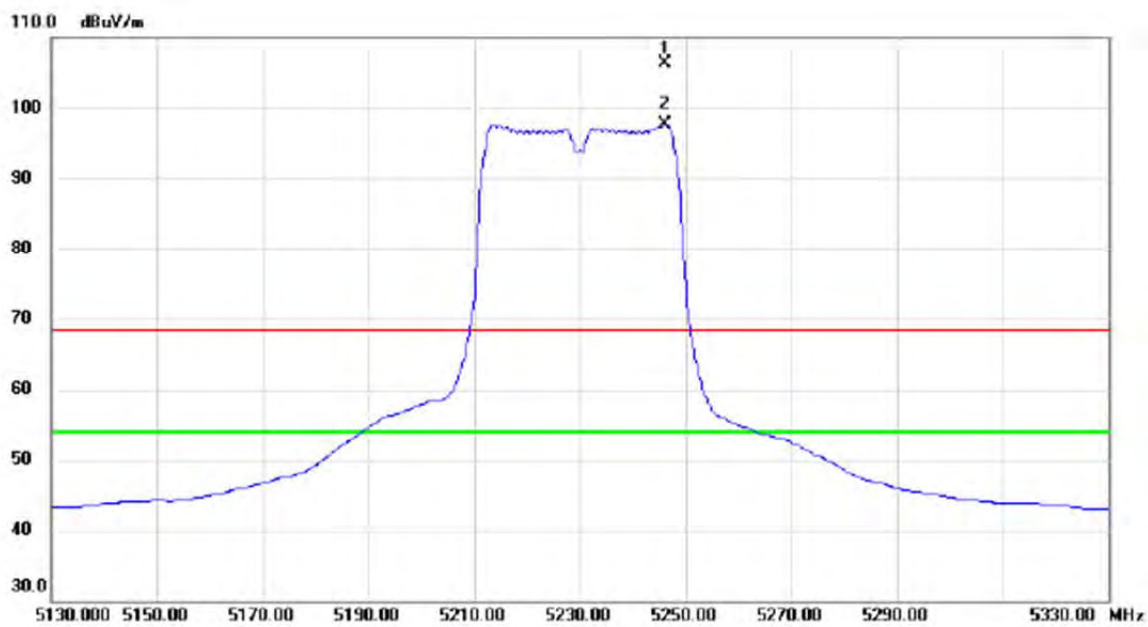
Vertical



No.	Mk.	Freq. MHz	Reading Level dBuV	Correct Factor dB	Measure- ment dBuV/m	Limit dBuV/m	Margin dB	Detector	Comment
1		10460.14	34.27	13.71	47.98	68.30	-20.32	peak	
2	*	10460.59	24.15	13.71	37.86	54.00	-16.14	AVG	

Orthogonal Axis:	X
Test Mode:	UNII-1/ TX AC40 Mode 5230MHz

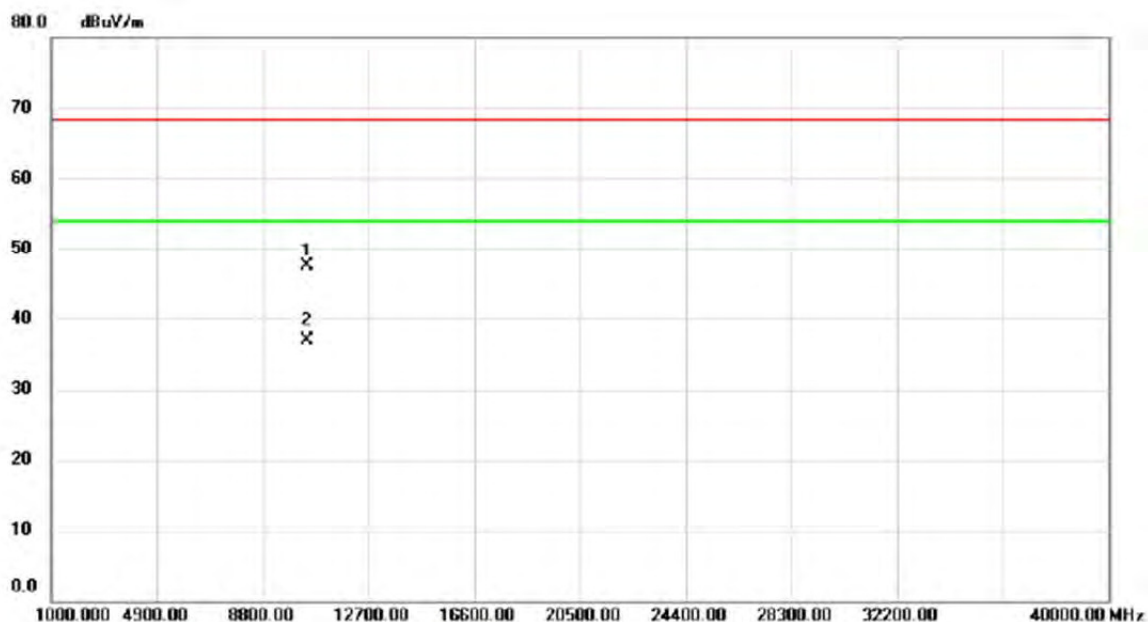
Horizontal



No.	Mk.	Freq. MHz	Reading Level dBuV	Correct Factor dB	Measure- ment dBuV/m	Limit dBuV/m	Margin dB	Detector	Comment
1	X	5246.000	65.91	40.42	106.33	68.30	38.03	peak	No Limit
2	*	5246.200	57.35	40.42	97.77	54.00	43.77	AVG	No Limit

Orthogonal Axis:	X
Test Mode:	UNII-1/ TX AC40 Mode 5230MHz

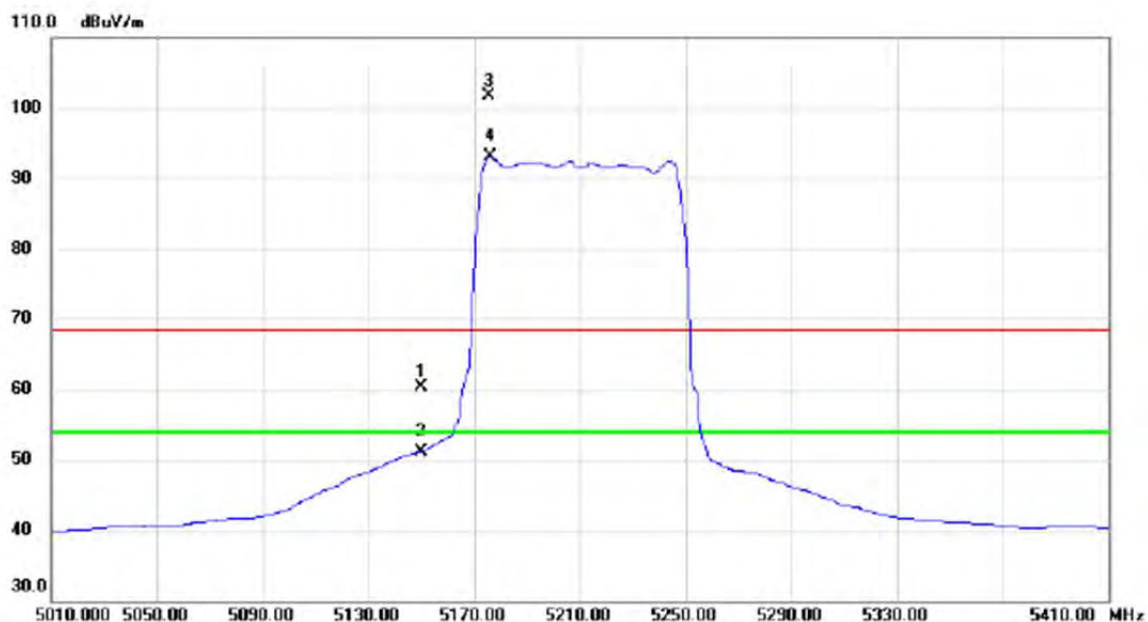
Horizontal



No.	Mk.	Freq. MHz	Reading Level dBuV	Correct Factor dB	Measure- ment dBuV/m	Limit dBuV/m	Margin dB	Detector	Comment
1		10460.18	33.84	13.71	47.55	68.30	-20.75	peak	
2	*	10460.18	23.25	13.71	36.96	54.00	-17.04	AVG	

Orthogonal Axis:	X
Test Mode:	UNII-1/ TX AC80 Mode 5210MHz

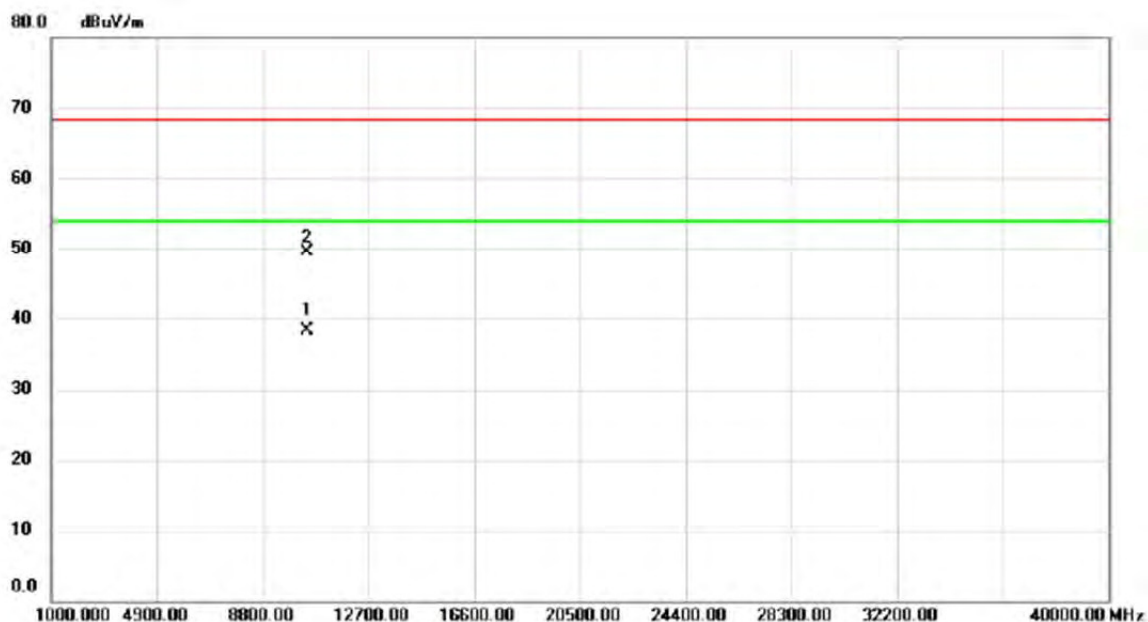
Vertical



No.	Mk.	Freq. MHz	Reading Level dBuV	Correct Factor dB	Measure- ment dBuV/m	Limit dBuV/m	Margin dB	Detector	Comment
1		5150.000	20.11	40.22	60.33	68.30	-7.97	peak	
2		5150.000	10.96	40.22	51.18	54.00	-2.82	AVG	
3	X	5175.600	61.50	40.27	101.77	68.30	33.47	peak	No Limit
4	*	5176.000	52.86	40.27	93.13	54.00	39.13	AVG	No Limit

Orthogonal Axis:	X
Test Mode:	UNII-1/ TX AC80 Mode 5210MHz

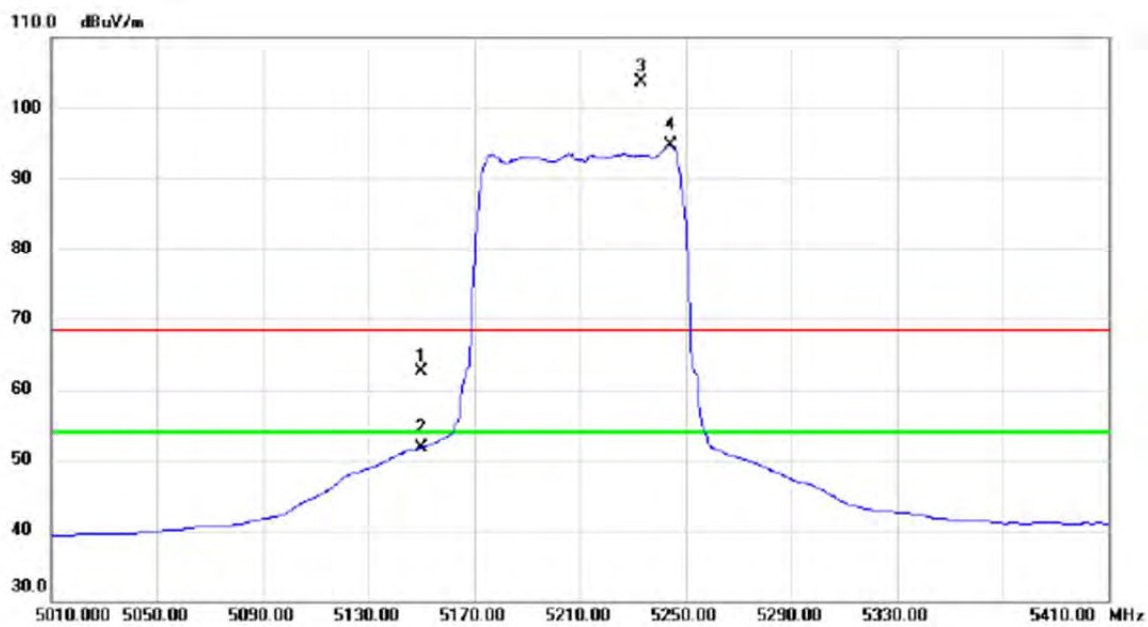
Vertical



No.	Mk.	Freq. MHz	Reading Level dBuV	Correct Factor dB	Measure- ment dBuV/m	Limit dBuV/m	Margin dB	Detector	Comment
1	*	10420.65	24.52	13.77	38.29	54.00	-15.71	AVG	
2		10420.46	35.67	13.77	49.44	68.30	-18.86	peak	

Orthogonal Axis:	X
Test Mode:	UNII-1/ TX AC80 Mode 5210MHz

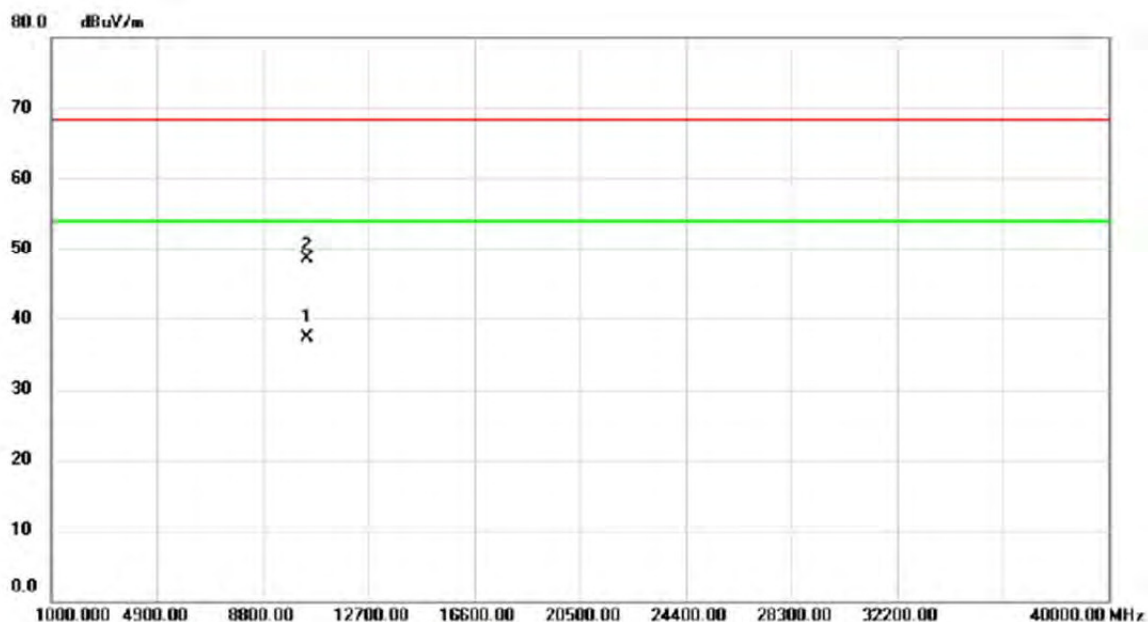
Horizontal



No.	Mk.	Freq. MHz	Reading Level dBuV	Correct Factor dB	Measure- ment dBuV/m	Limit dBuV/m	Margin dB	Detector	Comment
1		5150.000	22.30	40.22	62.52	68.30	-5.78	peak	
2		5150.000	11.47	40.22	51.69	54.00	-2.31	AVG	
3	X	5233.200	63.31	40.39	103.70	68.30	35.40	peak	No Limit
4	*	5244.400	54.35	40.42	94.77	54.00	40.77	AVG	No Limit

Orthogonal Axis:	X
Test Mode:	UNII-1/ TX AC80 Mode 5210MHz

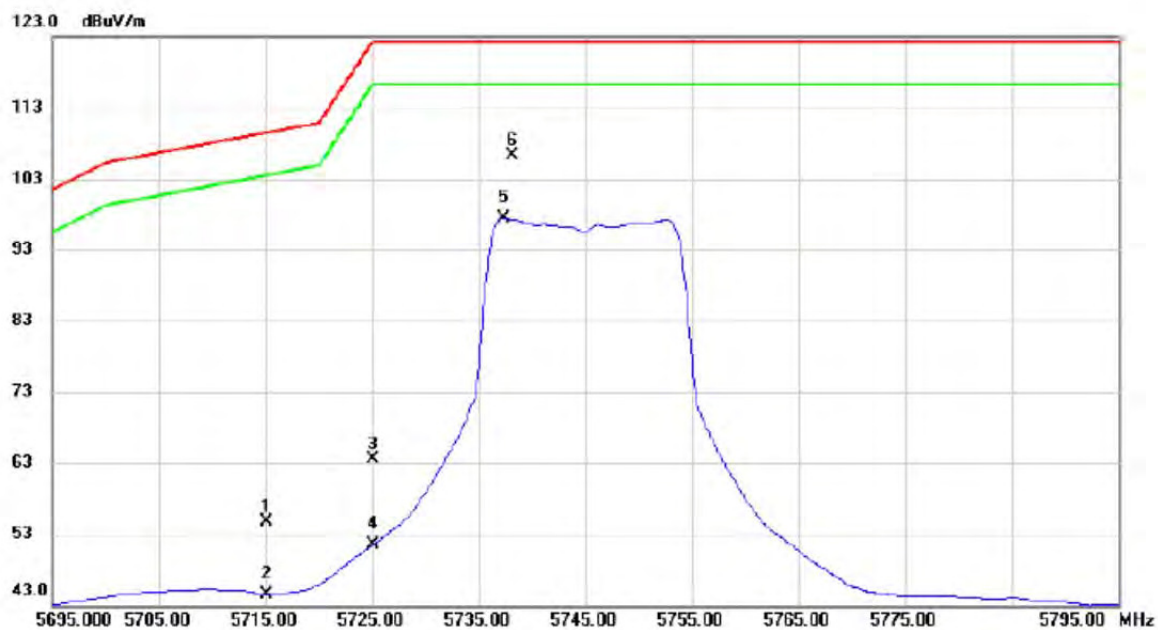
Horizontal



No.	Mk.	Freq. MHz	Reading Level dBuV	Correct Factor dB	Measure- ment dBuV/m	Limit dBuV/m	Margin dB	Detector	Comment
1	*	10421.69	23.57	13.77	37.34	54.00	-16.66	AVG	
2		10421.11	34.65	13.77	48.42	68.30	-19.88	peak	

Orthogonal Axis:	X
Test Mode:	UNII-3/TX AC20 Mode 5745MHz

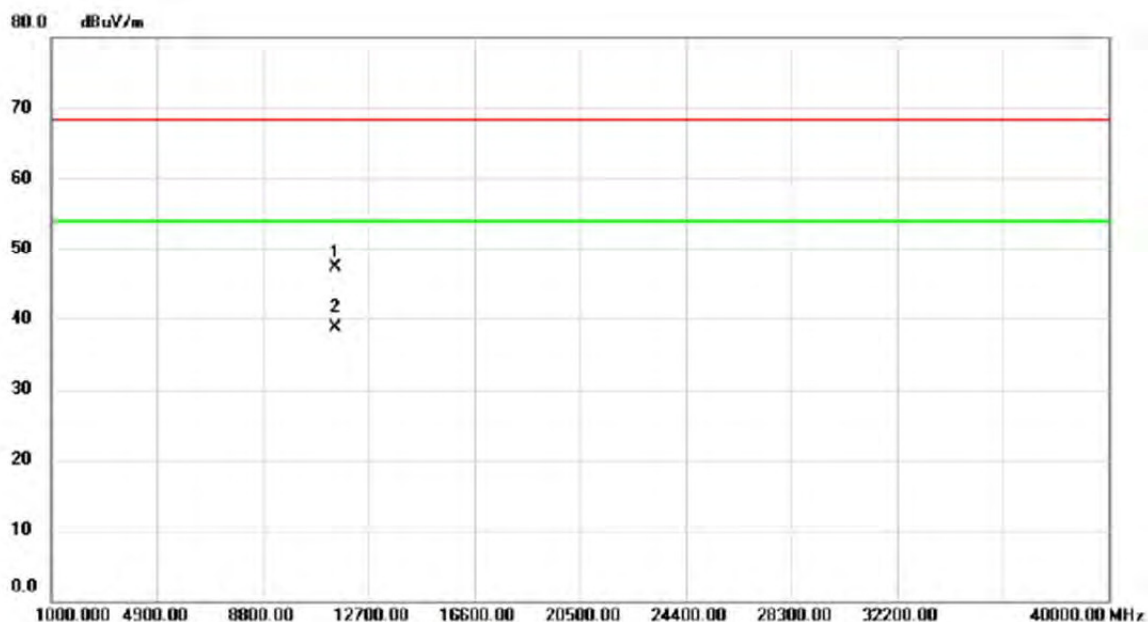
Vertical



No. Mk.	Freq. MHz	Reading Level dBuV	Correct Factor dB	Measure- ment dBuV/m	Limit dBuV/m	Margin dB	Detector	Comment
1	5715.000	13.36	41.25	54.61	109.50	-54.89	peak	
2	5715.000	3.34	41.25	44.59	109.50	-64.91	AVG	
3	5725.000	22.21	41.27	63.48	122.30	-58.82	peak	
4	5725.000	10.20	41.27	51.47	122.30	-70.83	AVG	
5	5737.400	56.26	41.28	97.54	122.30	-24.76	AVG	
6 *	5738.200	64.94	41.28	106.22	122.30	-16.08	peak	

Orthogonal Axis:	X
Test Mode:	UNII-3/TX AC20 Mode 5745MHz

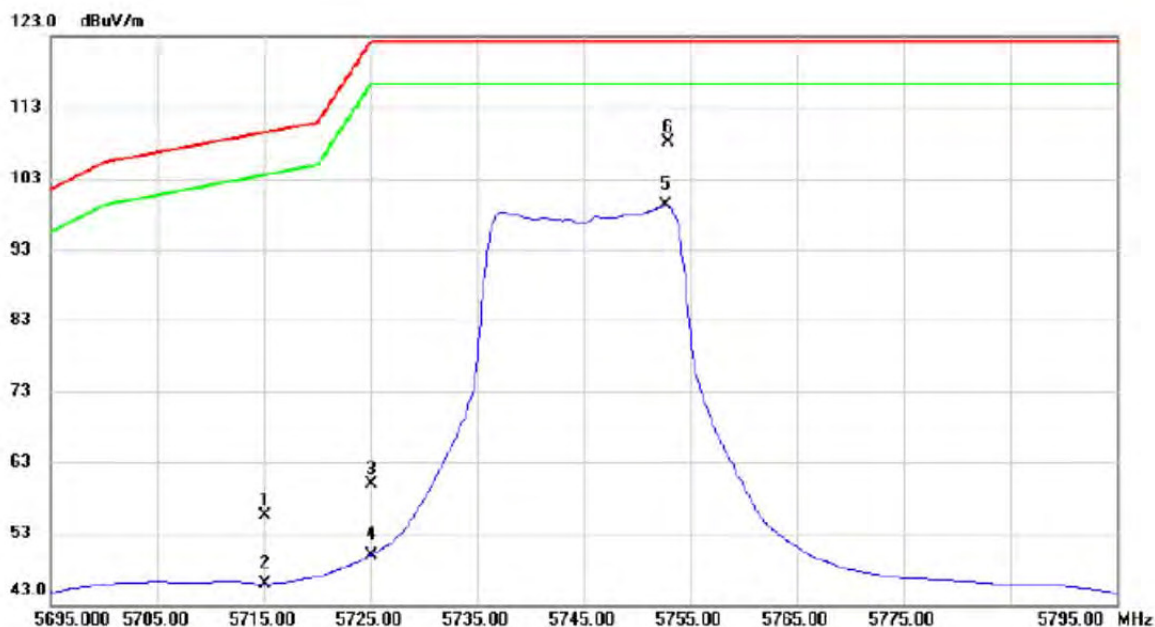
Vertical



No.	Mk.	Freq. MHz	Reading Level dBuV	Correct Factor dB	Measure- ment dBuV/m	Limit dBuV/m	Margin dB	Detector	Comment
1		11490.71	30.41	16.91	47.32	68.30	-20.98	peak	
2	*	11490.71	21.73	16.91	38.64	54.00	-15.36	AVG	

Orthogonal Axis:	X
Test Mode:	UNII-3/TX AC20 Mode 5745MHz

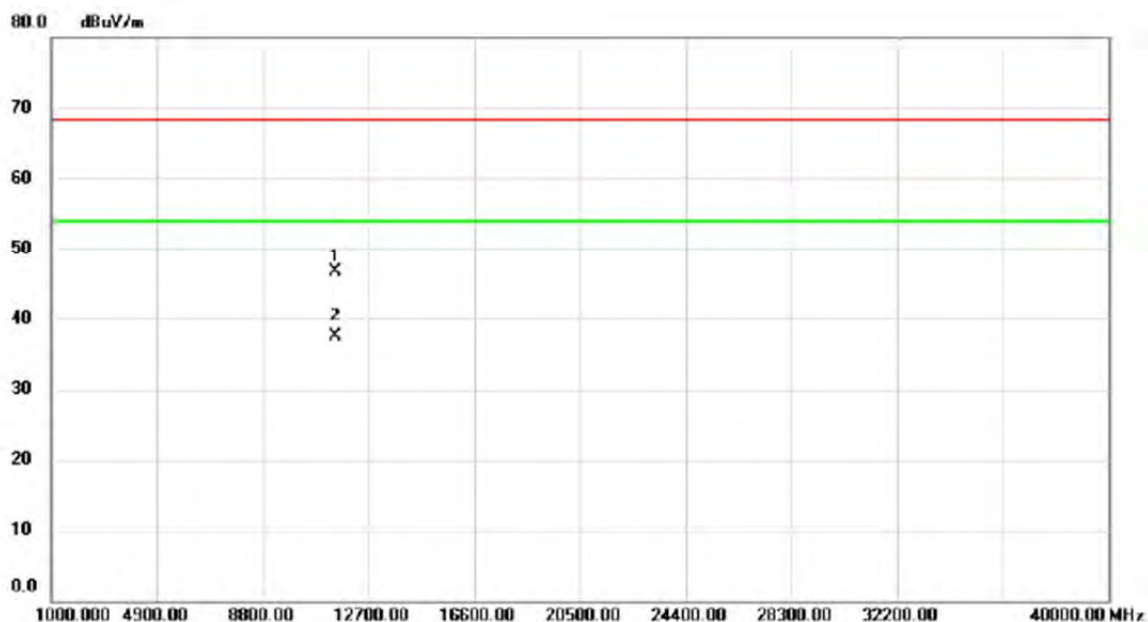
Horizontal



No.	Mk.	Freq. MHz	Reading Level dBuV	Correct Factor dB	Measure- ment dBuV/m	Limit dBuV/m	Margin dB	Detector	Comment
1		5715.000	14.23	41.25	55.48	109.50	-54.02	peak	
2		5715.000	4.65	41.25	45.90	109.50	-63.60	AVG	
3		5725.000	18.54	41.27	59.81	122.30	-62.49	peak	
4		5725.000	8.71	41.27	49.98	122.30	-72.32	AVG	
5		5752.700	57.95	41.30	99.25	122.30	-23.05	AVG	
6	*	5752.900	66.79	41.30	108.09	122.30	-14.21	peak	

Orthogonal Axis:	X
Test Mode:	UNII-3/TX AC20 Mode 5745MHz

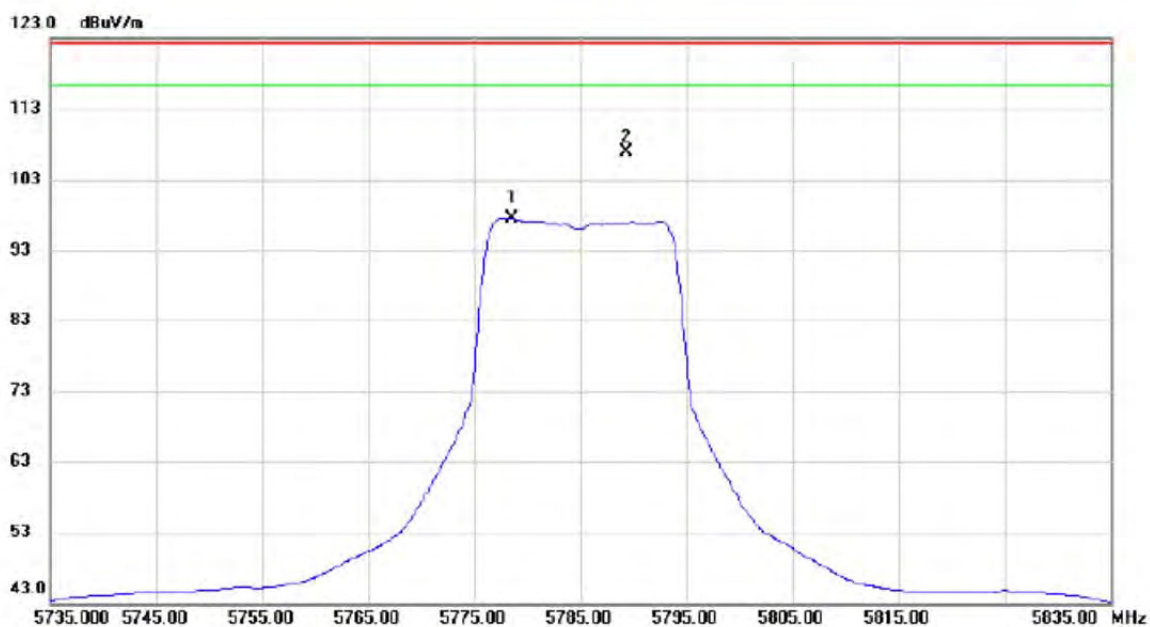
Horizontal



No.	Mk.	Freq. MHz	Reading Level dBuV	Correct Factor dB	Measure- ment dBuV/m	Limit dBuV/m	Margin dB	Detector	Comment
1		11490.59	29.88	16.91	46.79	68.30	-21.51	peak	
2	*	11490.34	20.50	16.91	37.41	54.00	-16.59	AVG	

Orthogonal Axis:	X
Test Mode:	UNII-3/TX AC20 Mode 5785MHz

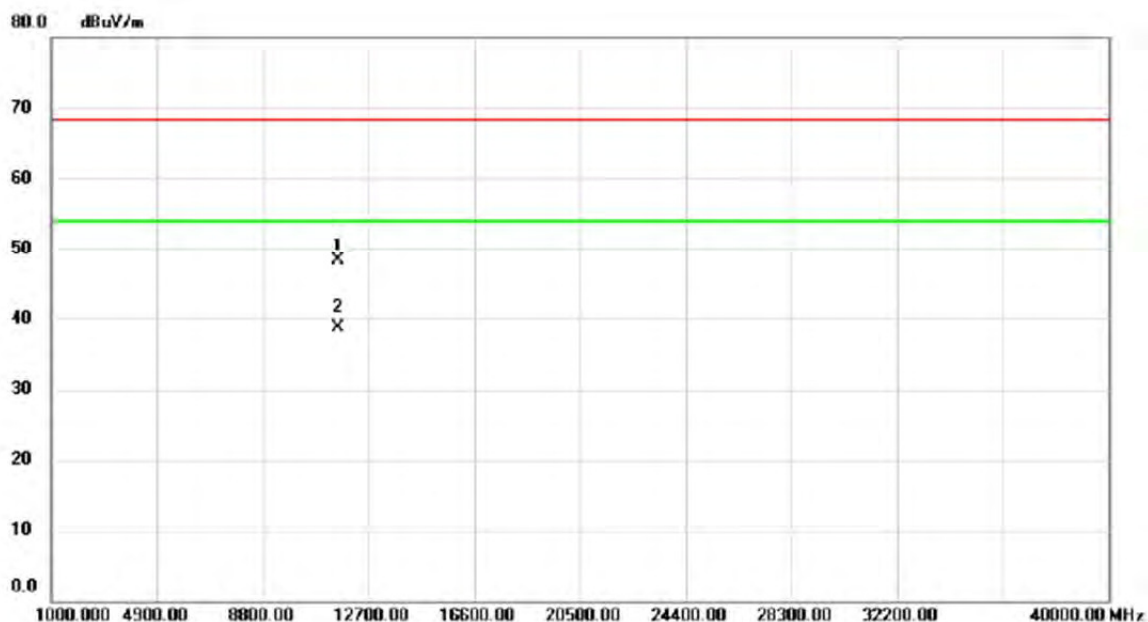
Vertical



No.	Mk.	Freq. MHz	Reading Level dBuV	Correct Factor dB	Measure- ment dBuV/m	Limit dBuV/m	Margin dB	Detector	Comment
1		5778.500	56.16	41.34	97.50	122.30	-24.80	AVG	
2	*	5789.300	65.46	41.35	106.81	122.30	-15.49	peak	

Orthogonal Axis:	X
Test Mode:	UNII-3/TX AC20 Mode 5785MHz

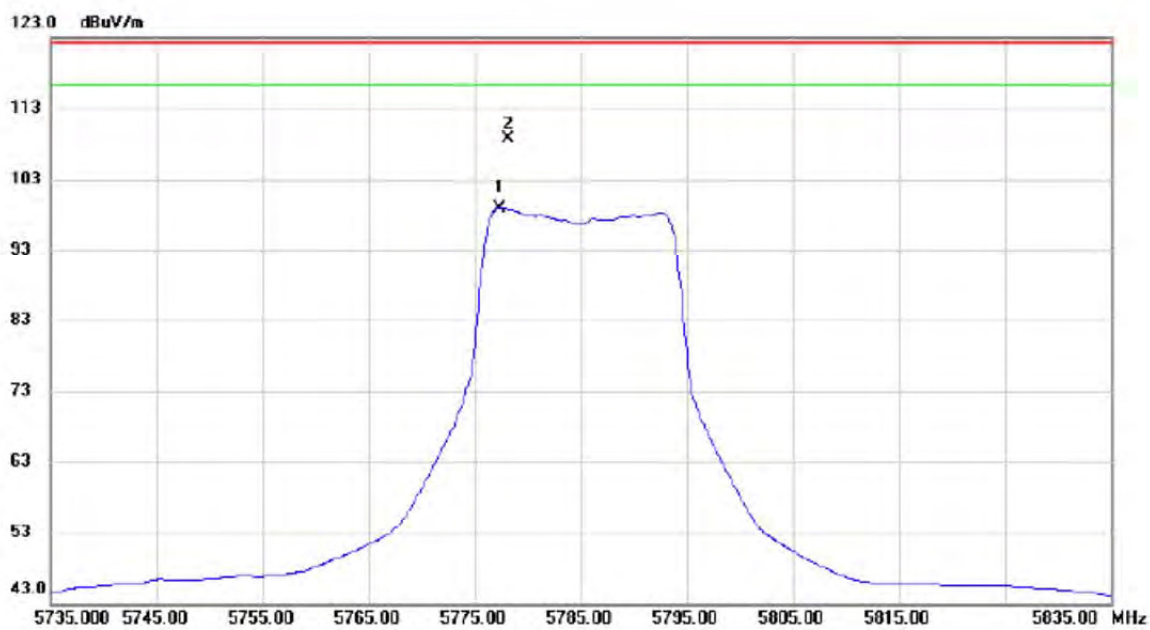
Vertical



No.	Mk.	Freq. MHz	Reading Level dBuV	Correct Factor dB	Measure- ment dBuV/m	Limit dBuV/m	Margin dB	Detector	Comment
1		11570.84	31.34	17.05	48.39	68.30	-19.91	peak	
2	*	11570.49	21.69	17.05	38.74	54.00	-15.26	AVG	

Orthogonal Axis:	X
Test Mode:	UNII-3/TX AC20 Mode 5785MHz

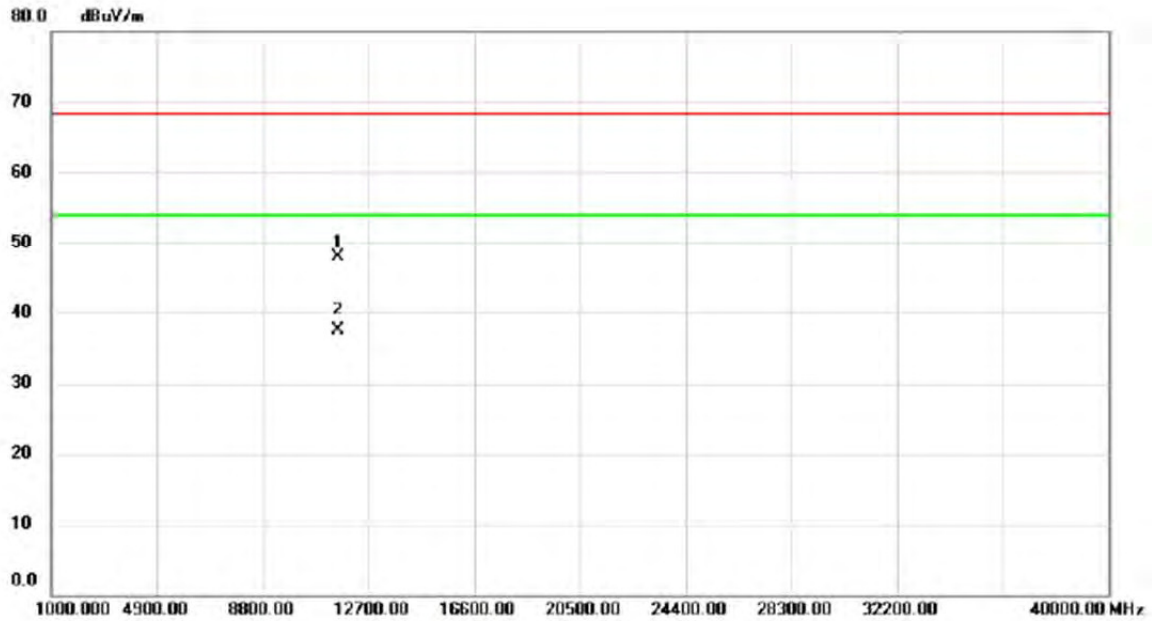
Horizontal



No.	Mk.	Freq. MHz	Reading Level dBuV	Correct Factor dB	Measure- ment dBuV/m	Limit dBuV/m	Margin dB	Detector	Comment
1		5777.400	57.67	41.33	99.00	122.30	-23.30	AVG	
2	*	5778.100	67.44	41.33	108.77	122.30	-13.53	peak	

Orthogonal Axis:	X
Test Mode:	UNII-3/TX AC20 Mode 5785MHz

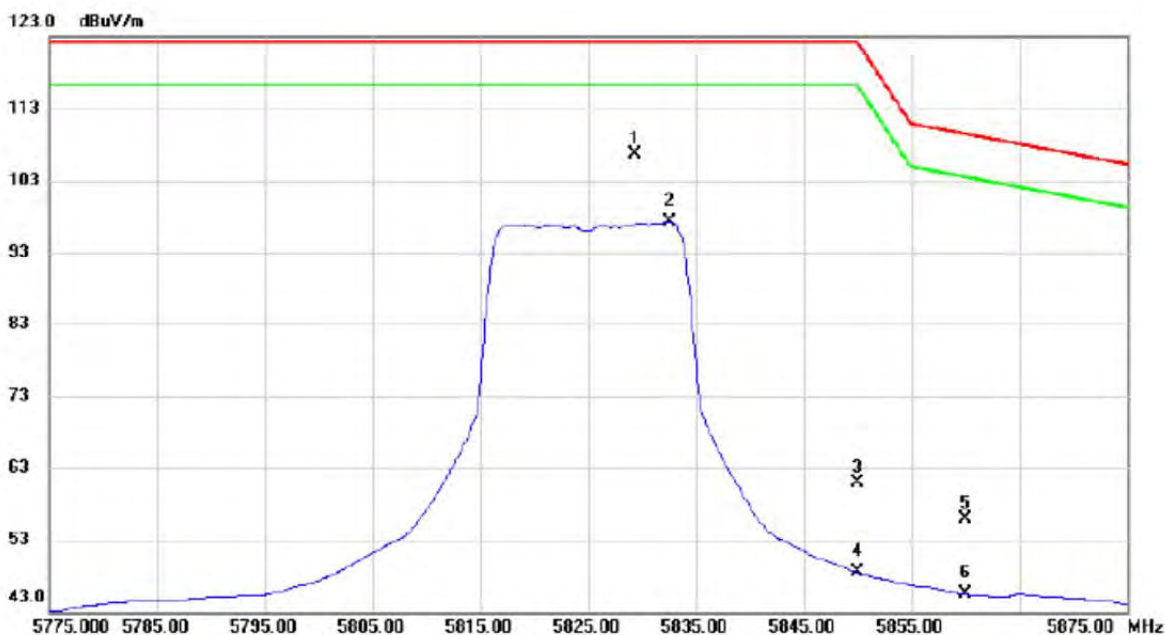
Horizontal



No.	Mk.	Freq. MHz	Reading Level dBuV	Correct Factor dB	Measure- ment dBuV/m	Limit dBuV/m	Margin dB	Detector	Comment
1		11570.17	30.80	17.05	47.85	68.30	-20.45	peak	
2	*	11570.17	20.41	17.05	37.46	54.00	-16.54	AVG	

Orthogonal Axis:	X
Test Mode:	UNII-3/TX AC20 Mode 5825MHz

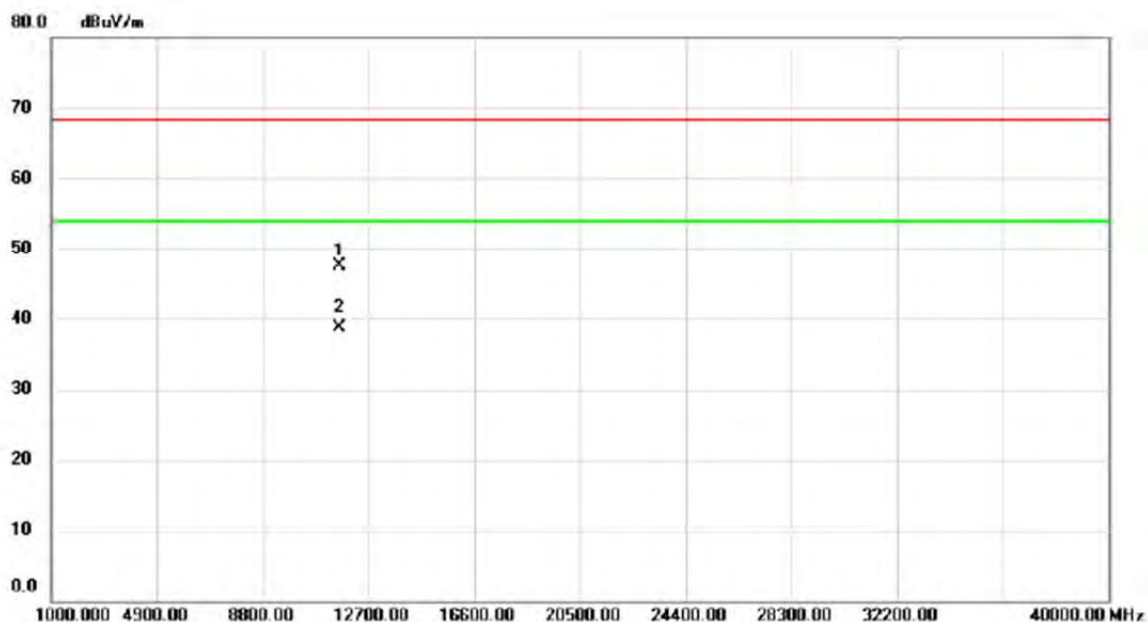
Vertical



No.	Mk.	Freq. MHz	Reading Level dBuV	Correct Factor dB	Measure- ment dBuV/m	Limit dBuV/m	Margin dB	Detector	Comment
1	*	5829.300	65.25	41.41	106.66	122.30	-15.64	peak	
2		5832.500	55.96	41.41	97.37	122.30	-24.93	AVG	
3		5850.000	19.39	41.44	60.83	122.30	-61.47	peak	
4		5850.000	7.03	41.44	48.47	122.30	-73.83	AVG	
5		5860.000	14.55	41.45	56.00	109.50	-53.50	peak	
6		5860.000	4.01	41.45	45.46	109.50	-64.04	AVG	

Orthogonal Axis:	X
Test Mode:	UNII-3/TX AC20 Mode 5825MHz

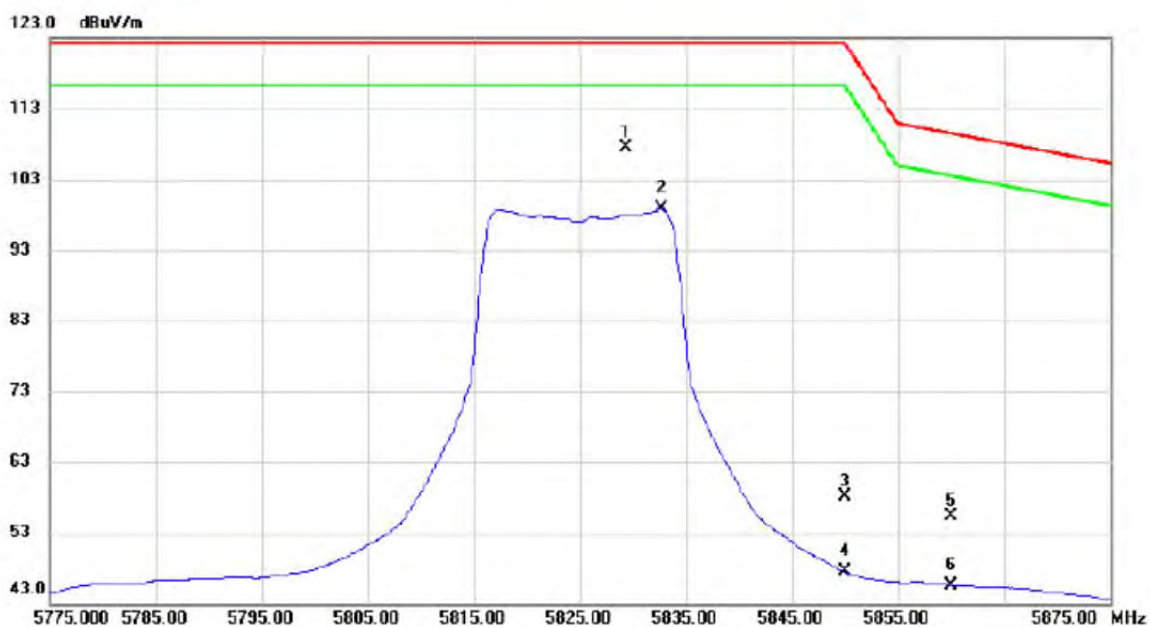
Vertical



No.	Mk.	Freq. MHz	Reading Level dBuV	Correct Factor dB	Measure- ment dBuV/m	Limit dBuV/m	Margin dB	Detector	Comment
1		11650.13	30.38	17.17	47.55	68.30	-20.75	peak	
2	*	11650.13	21.44	17.17	38.61	54.00	-15.39	AVG	

Orthogonal Axis:	X
Test Mode:	UNII-3/TX AC20 Mode 5825MHz

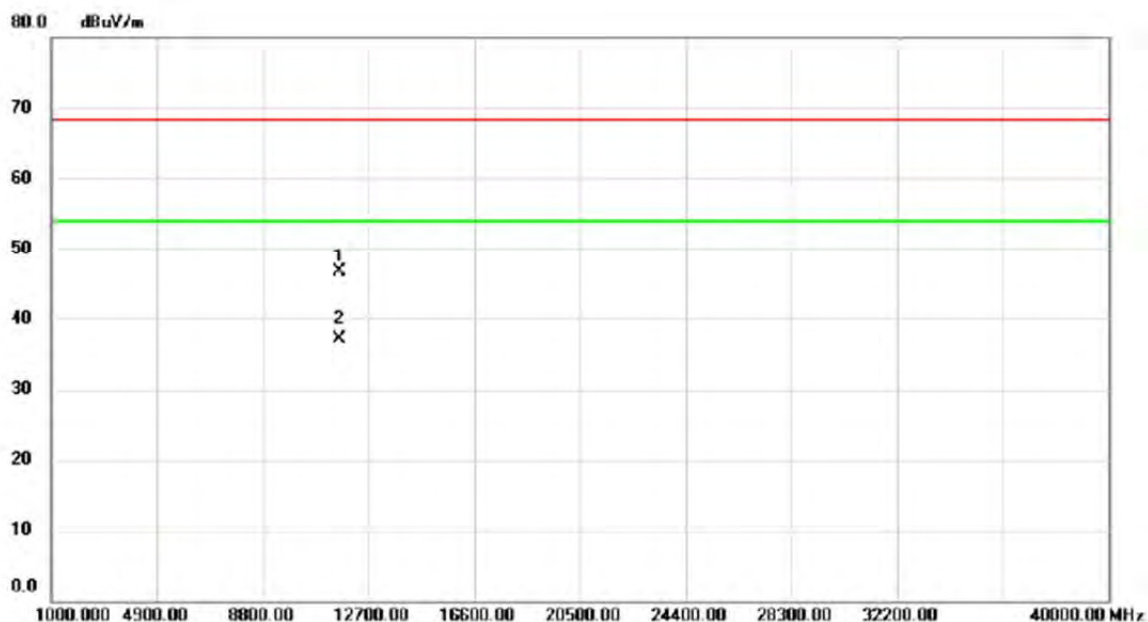
Horizontal



No.	Mk.	Freq. MHz	Reading Level dBuV	Correct Factor dB	Measure- ment dBuV/m	Limit dBuV/m	Margin dB	Detector	Comment
1	*	5829.300	66.12	41.41	107.53	122.30	-14.77	peak	
2		5832.600	57.45	41.41	98.86	122.30	-23.44	AVG	
3		5850.000	16.69	41.44	58.13	122.30	-64.17	peak	
4		5850.000	6.00	41.44	47.44	122.30	-74.86	AVG	
5		5860.000	13.78	41.45	55.23	109.50	-54.27	peak	
6		5860.000	4.14	41.45	45.59	109.50	-63.91	AVG	

Orthogonal Axis:	X
Test Mode:	UNII-3/TX AC20 Mode 5825MHz

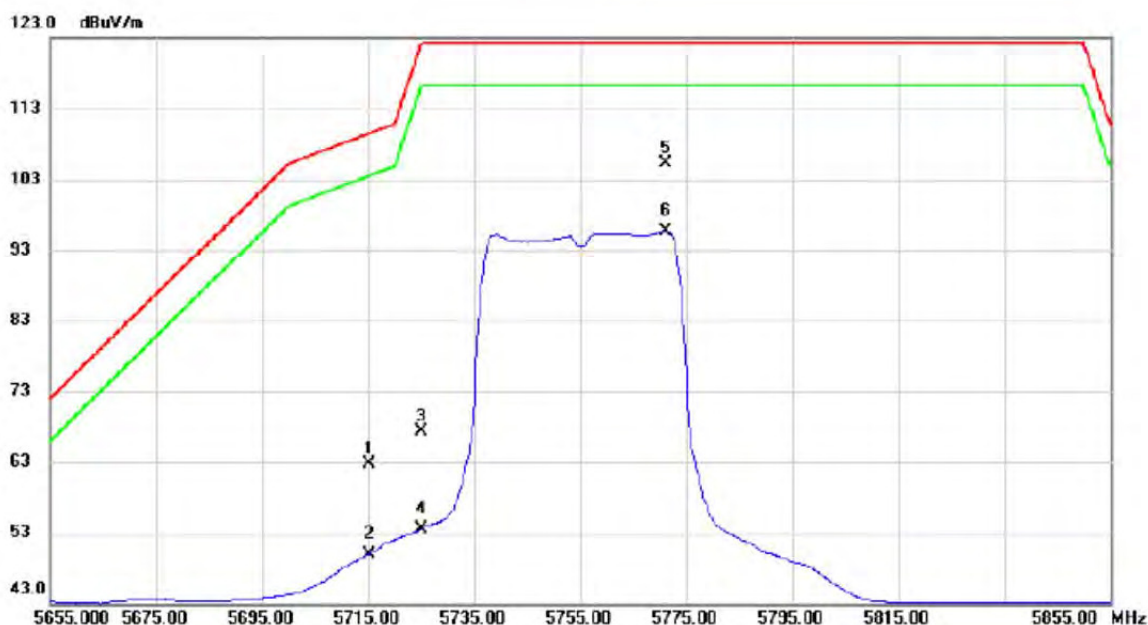
Horizontal



No.	Mk.	Freq. MHz	Reading Level dBuV	Correct Factor dB	Measure- ment dBuV/m	Limit dBuV/m	Margin dB	Detector	Comment
1		11650.94	29.46	17.17	46.63	68.30	-21.67	peak	
2	*	11650.35	19.94	17.17	37.11	54.00	-16.89	AVG	

Orthogonal Axis:	X
Test Mode:	UNII-3/TX AC40 Mode 5755MHz

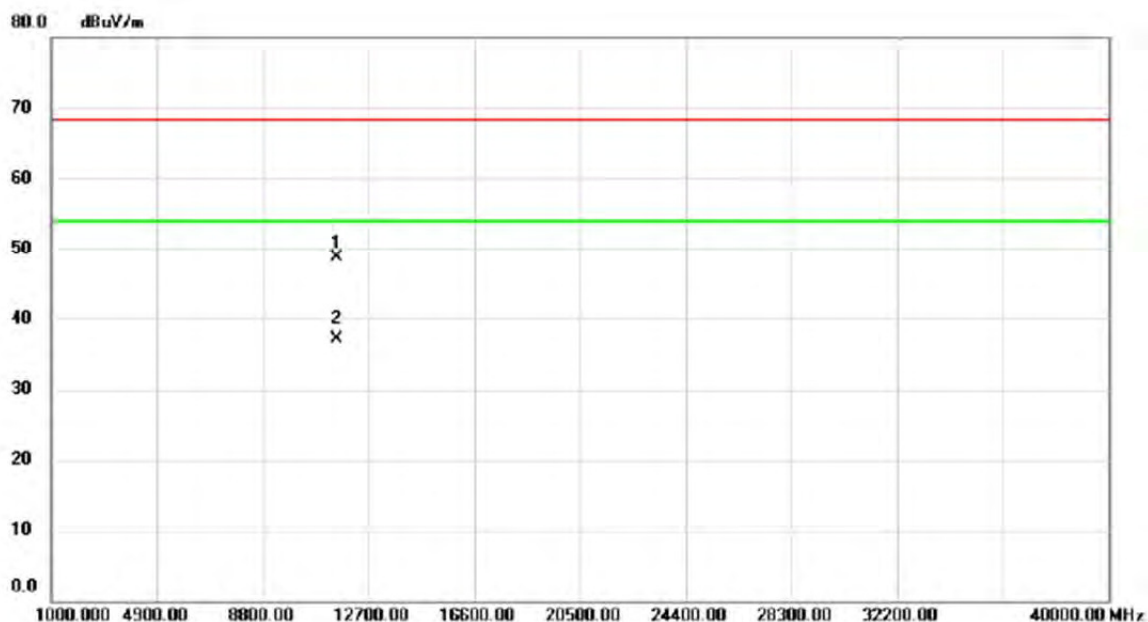
Vertical



No.	Mk.	Freq. MHz	Reading Level dBuV	Correct Factor dB	Measure- ment dBuV/m	Limit dBuV/m	Margin dB	Detector	Comment
1		5715.000	21.50	41.25	62.75	109.50	-46.75	peak	
2		5715.000	8.70	41.25	49.95	109.50	-59.55	AVG	
3		5725.000	26.01	41.27	67.28	122.30	-55.02	peak	
4		5725.000	12.30	41.27	53.57	122.30	-68.73	AVG	
5	*	5771.200	64.00	41.32	105.32	122.30	-16.98	peak	
6		5771.200	54.43	41.32	95.75	122.30	-26.55	AVG	

Orthogonal Axis:	X
Test Mode:	UNII-3/TX AC40 Mode 5755MHz

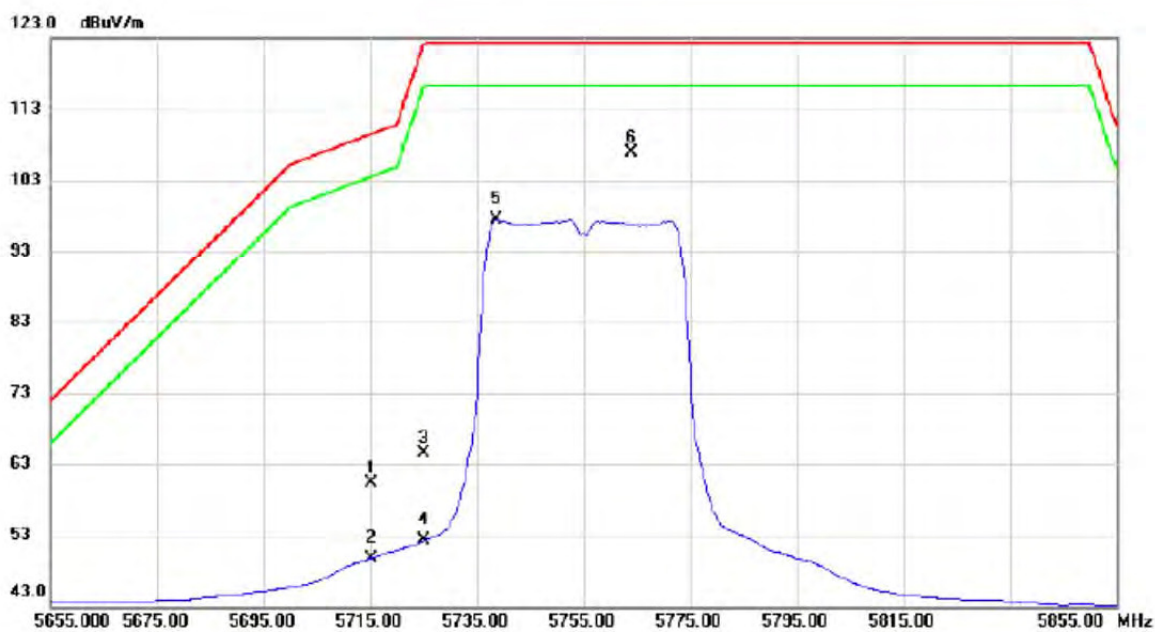
Vertical



No.	Mk.	Freq. MHz	Reading Level dBuV	Correct Factor dB	Measure- ment dBuV/m	Limit dBuV/m	Margin dB	Detector	Comment
1		11510.65	31.65	16.96	48.61	68.30	-19.69	peak	
2	*	11510.36	20.15	16.96	37.11	54.00	-16.89	AVG	

Orthogonal Axis:	X
Test Mode:	UNII-3/TX AC40 Mode 5755MHz

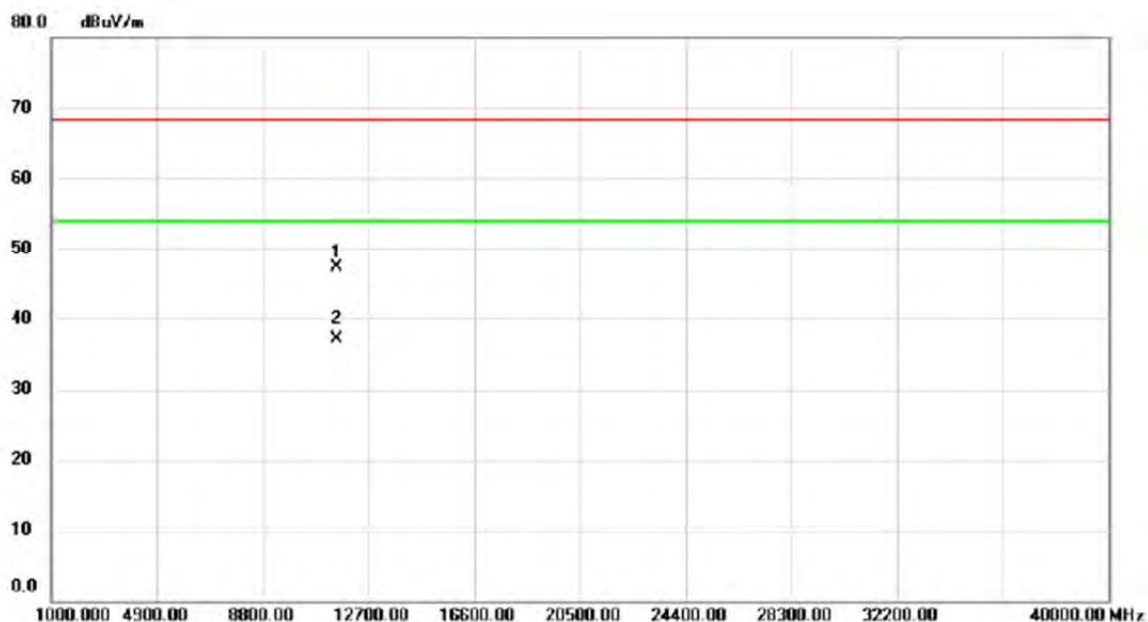
Horizontal



No.	Mk.	Freq. MHz	Reading Level dBuV	Correct Factor dB	Measure- ment dBuV/m	Limit dBuV/m	Margin dB	Detector	Comment
1		5715.000	19.02	41.25	60.27	109.50	-49.23	peak	
2		5715.000	8.52	41.25	49.77	109.50	-59.73	AVG	
3		5725.000	23.13	41.27	64.40	122.30	-57.90	peak	
4		5725.000	10.96	41.27	52.23	122.30	-70.07	AVG	
5		5738.600	56.32	41.28	97.60	122.30	-24.70	AVG	
6	*	5764.000	65.55	41.32	106.87	122.30	-15.43	peak	

Orthogonal Axis:	X
Test Mode:	UNII-3/TX AC40 Mode 5755MHz

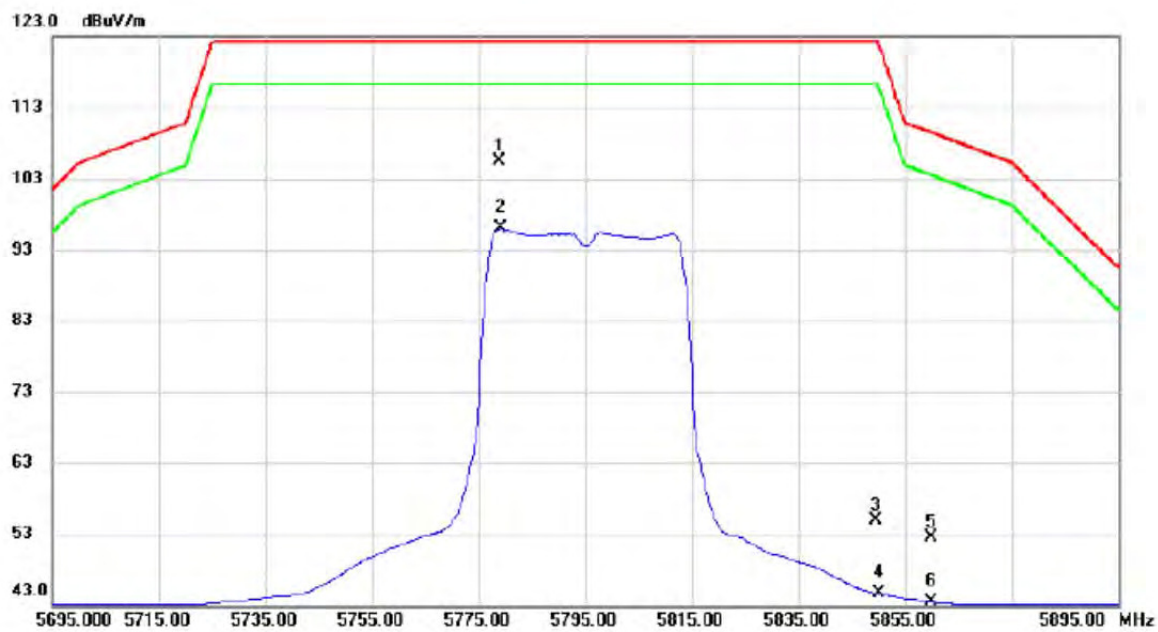
Horizontal



No.	Mk.	Freq. MHz	Reading Level dBuV	Correct Factor dB	Measure- ment dBuV/m	Limit dBuV/m	Margin dB	Detector	Comment
1		11510.27	30.28	16.96	47.24	68.30	-21.06	peak	
2	*	11510.27	20.07	16.96	37.03	54.00	-16.97	AVG	

Orthogonal Axis:	X
Test Mode:	UNII-3/TX AC40 Mode 5795MHz

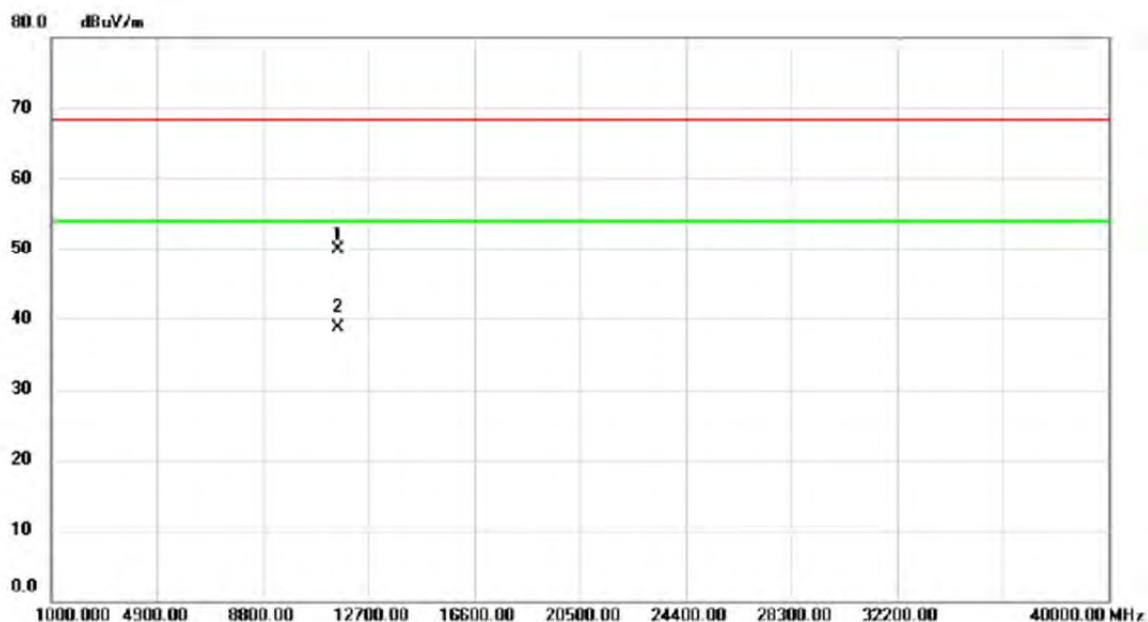
Vertical



No.	Mk.	Freq. MHz	Reading Level dBuV	Correct Factor dB	Measure- ment dBuV/m	Limit dBuV/m	Margin dB	Detector	Comment
1	*	5778.800	64.18	41.34	105.52	122.30	-16.78	peak	
2		5779.200	54.71	41.34	96.05	122.30	-26.25	AVG	
3		5849.600	13.47	41.44	54.91	122.30	-67.39	peak	
4		5850.000	3.20	41.44	44.64	122.30	-77.66	AVG	
5		5860.000	11.00	41.45	52.45	109.50	-57.05	peak	
6		5860.000	2.04	41.45	43.49	109.50	-66.01	AVG	

Orthogonal Axis:	X
Test Mode:	UNII-3/TX AC40 Mode 5795MHz

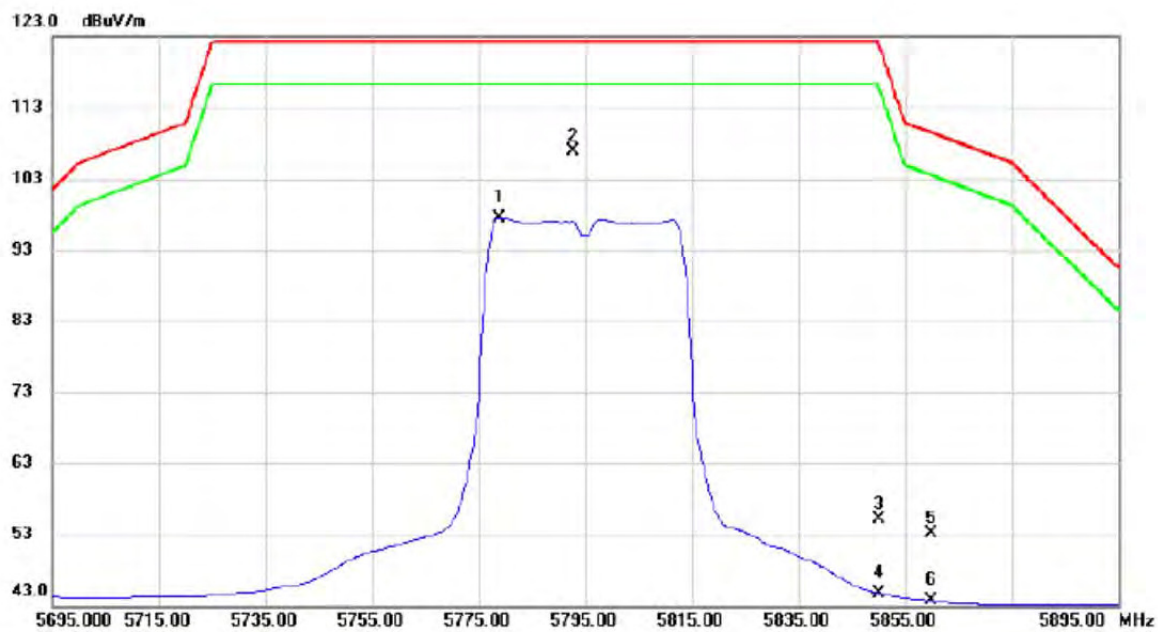
Vertical



No.	Mk.	Freq. MHz	Reading Level dBuV	Correct Factor dB	Measure- ment dBuV/m	Limit dBuV/m	Margin dB	Detector	Comment
1		11590.03	32.80	17.08	49.88	68.30	-18.42	peak	
2	*	11590.03	21.58	17.08	38.66	54.00	-15.34	AVG	

Orthogonal Axis:	X
Test Mode:	UNII-3/TX AC40 Mode 5795MHz

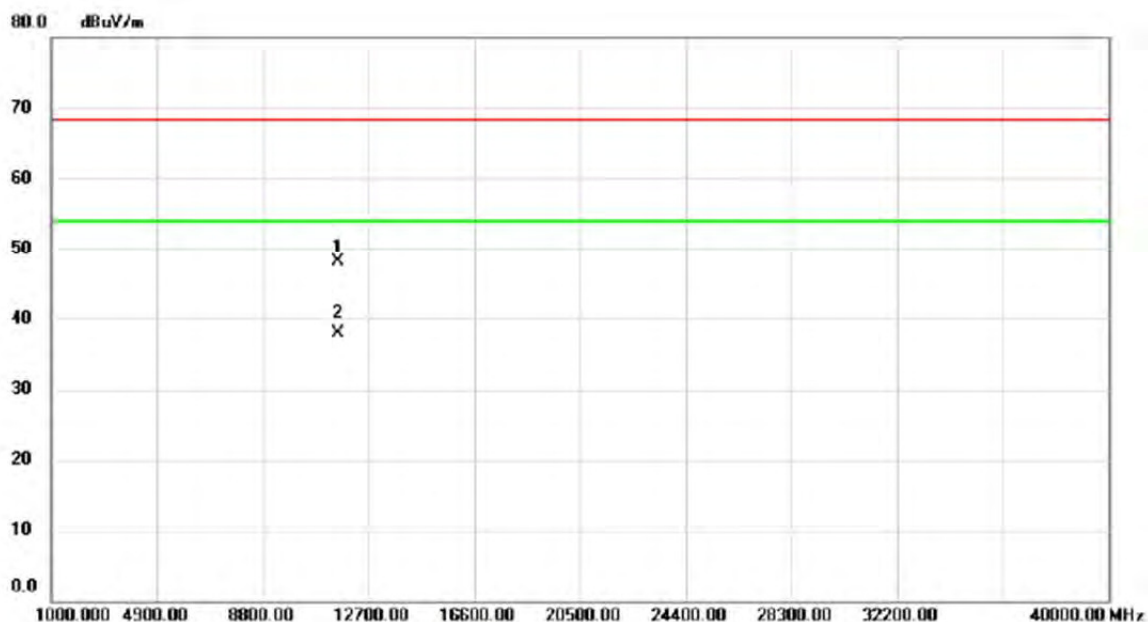
Horizontal



No.	Mk.	Freq. MHz	Reading Level dBuV	Correct Factor dB	Measure- ment dBuV/m	Limit dBuV/m	Margin dB	Detector	Comment
1		5778.800	56.23	41.34	97.57	122.30	-24.73	AVG	
2	*	5792.600	65.50	41.36	106.86	122.30	-15.44	peak	
3		5850.000	13.61	41.44	55.05	122.30	-67.25	peak	
4		5850.000	3.33	41.44	44.77	122.30	-77.53	AVG	
5		5860.000	11.57	41.45	53.02	109.50	-56.48	peak	
6		5860.000	2.19	41.45	43.64	109.50	-65.86	AVG	

Orthogonal Axis:	X
Test Mode:	UNII-3/TX AC40 Mode 5795MHz

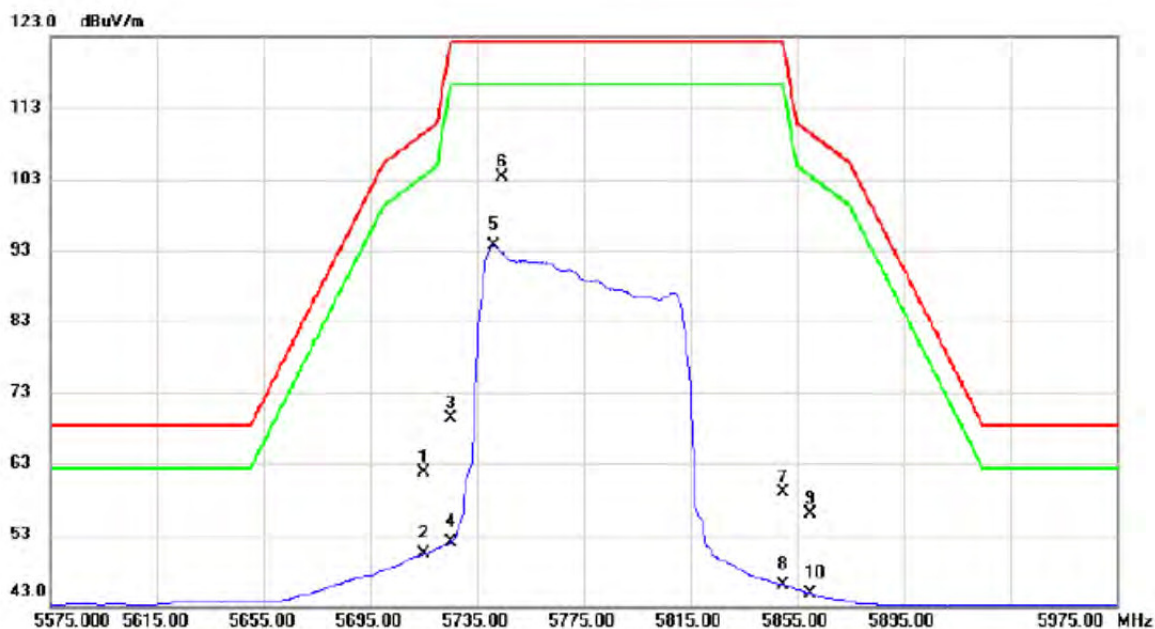
Horizontal



No.	Mk.	Freq. MHz	Reading Level dBuV	Correct Factor dB	Measure- ment dBuV/m	Limit dBuV/m	Margin dB	Detector	Comment
1		11590.65	30.94	17.08	48.02	68.30	-20.28	peak	
2	*	11590.44	20.89	17.08	37.97	54.00	-16.03	AVG	

Orthogonal Axis:	X
Test Mode:	UNII-3/TX AC80 Mode 5775MHz

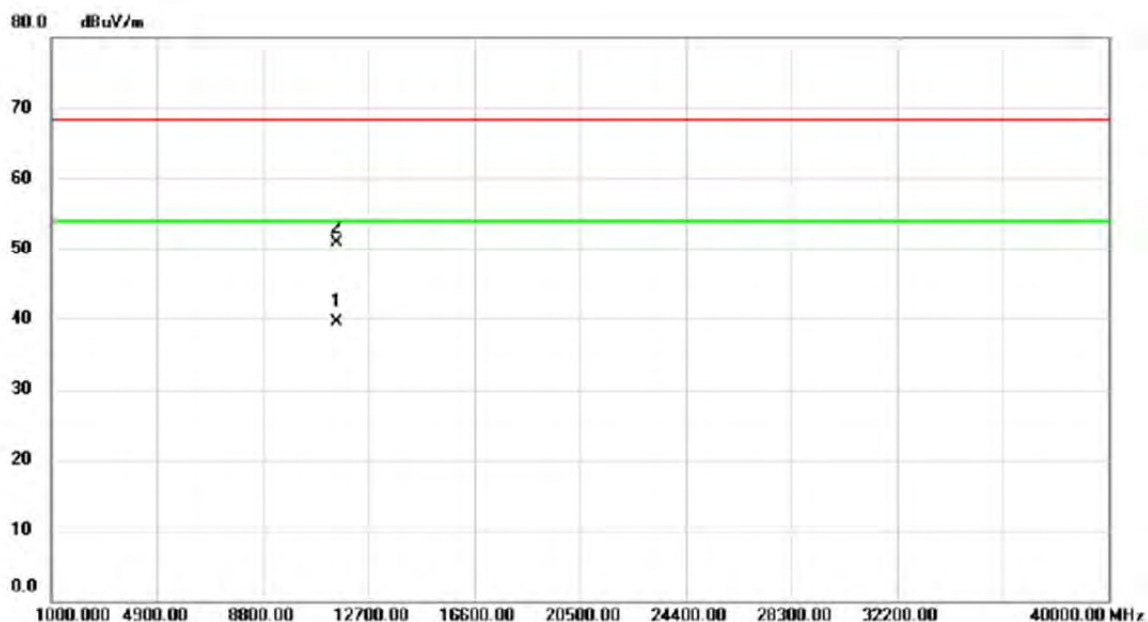
Vertical



No.	Mk.	Freq. MHz	Reading Level dBuV	Correct Factor dB	Measure- ment dBuV/m	Limit dBuV/m	Margin dB	Detector	Comment
1		5715.000	20.40	41.25	61.65	109.50	-47.85	peak	
2		5715.000	8.95	41.25	50.20	109.50	-59.30	AVG	
3		5725.000	28.08	41.27	69.35	122.30	-52.95	peak	
4		5725.000	10.70	41.27	51.97	122.30	-70.33	AVG	
5		5741.000	52.42	41.29	93.71	122.30	-28.59	AVG	
6	*	5744.200	61.92	41.29	103.21	122.30	-19.09	peak	
7		5850.000	17.56	41.44	59.00	122.30	-63.30	peak	
8		5850.000	4.54	41.44	45.98	122.30	-76.32	AVG	
9		5860.000	14.45	41.45	55.90	109.50	-53.60	peak	
10		5860.000	3.30	41.45	44.75	109.50	-64.75	AVG	

Orthogonal Axis:	X
Test Mode:	UNII-3/TX AC80 Mode 5775MHz

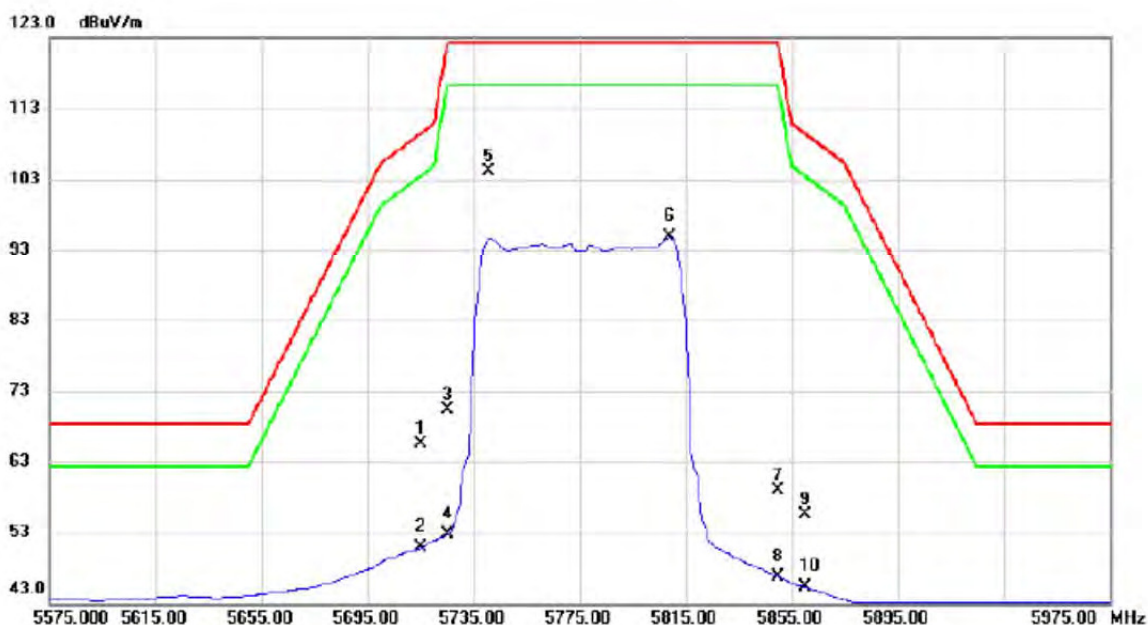
Vertical



No.	Mk.	Freq. MHz	Reading Level dBuV	Correct Factor dB	Measure- ment dBuV/m	Limit dBuV/m	Margin dB	Detector	Comment
1	*	11550.15	22.58	17.02	39.60	54.00	-14.40	AVG	
2		11550.45	33.87	17.02	50.89	68.30	-17.41	peak	

Orthogonal Axis:	X
Test Mode:	UNII-3/TX AC80 Mode 5775MHz

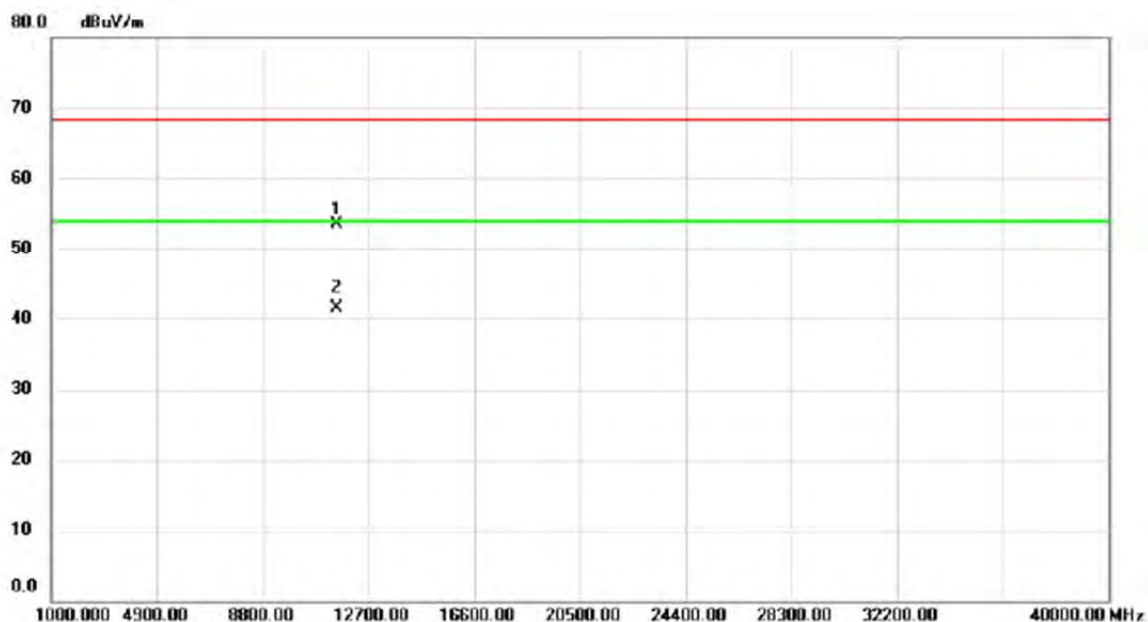
Horizontal



No.	Mk.	Freq. MHz	Reading Level dBuV	Correct Factor dB	Measure- ment dBuV/m	Limit dBuV/m	Margin dB	Detector	Comment
1		5715.000	24.20	41.25	65.45	109.50	-44.05	peak	
2		5715.000	9.56	41.25	50.81	109.50	-58.69	AVG	
3		5725.000	28.96	41.27	70.23	122.30	-52.07	peak	
4		5725.000	11.47	41.27	52.74	122.30	-69.56	AVG	
5	*	5740.600	62.85	41.28	104.13	122.30	-18.17	peak	
6		5809.000	53.43	41.38	94.81	122.30	-27.49	AVG	
7		5850.000	17.56	41.44	59.00	122.30	-63.30	peak	
8		5850.000	5.36	41.44	46.80	122.30	-75.50	AVG	
9		5860.000	14.13	41.45	55.58	109.50	-53.92	peak	
10		5860.000	3.82	41.45	45.27	109.50	-64.23	AVG	

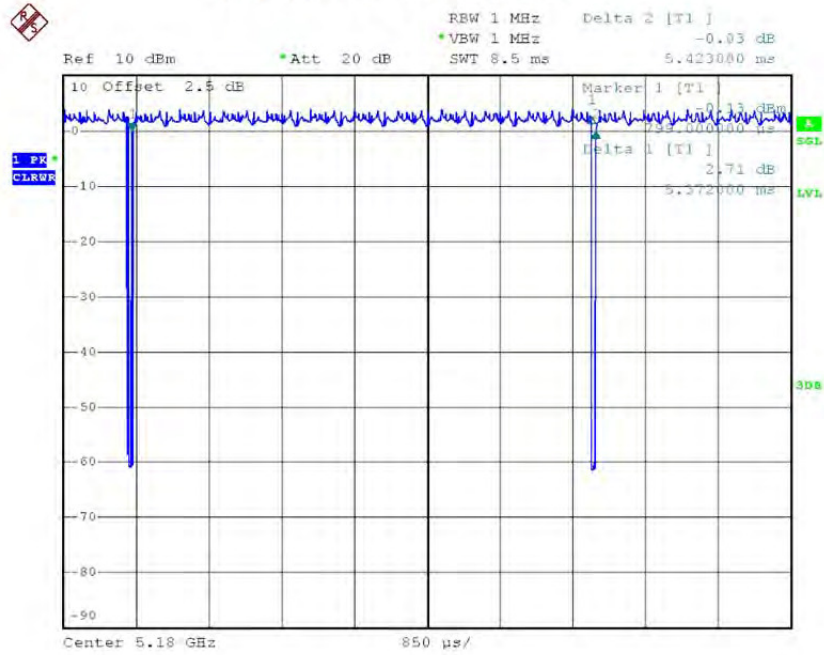
Orthogonal Axis:	X
Test Mode:	UNII-3/TX AC80 Mode 5775MHz

Horizontal



No.	Mk.	Freq. MHz	Reading Level dBuV	Correct Factor dB	Measure- ment dBuV/m	Limit dBuV/m	Margin dB	Detector	Comment
1		11550.59	36.42	17.02	53.44	68.30	-14.86	peak	
2	*	11550.96	24.46	17.02	41.48	54.00	-12.52	AVG	

TX A Mode_DUTY CYCLE



Date: 1.JUL.2016 20:26:11

Duty cycle: TX DUTYMHZ

$$\text{Duty cycle} = T_{\text{ON}} / T_{\text{Total}}$$

T_{ON} :5.372msec

T_{Total} :5.423msec

Duty cycle: 99.06%

$$\text{Duty Factor} = 10 \log(1/\text{Duty cycle})$$

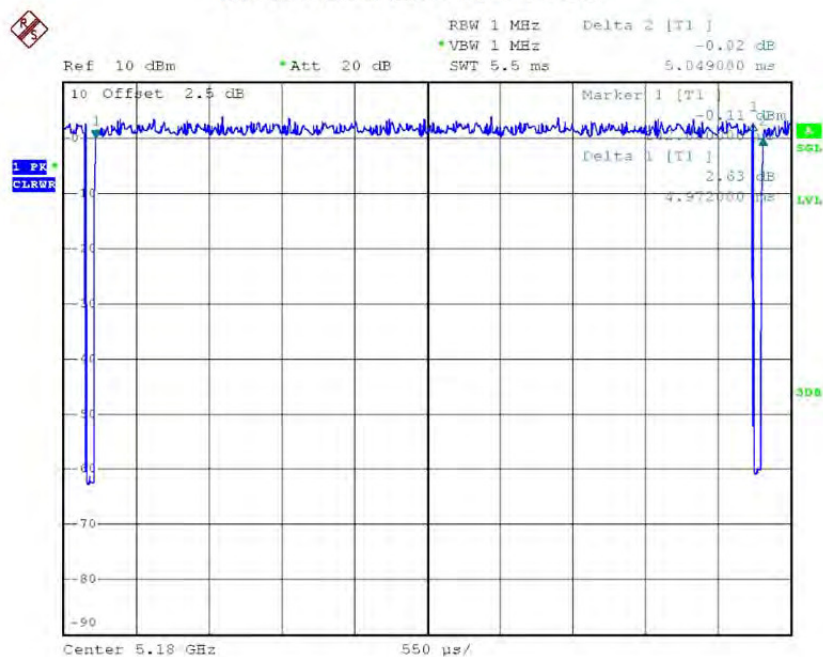
Duty Factor =0.04

Note: The EUT was programmed to be in continuously transmitting mode and the transmit duty cycle is not less than 98 %, so, the output power and power density should be calculated

as Output Power = Measured power + Duty factor

Power Spectral Density = Measured density + Duty factor

TX N20 Mode_DUTY CYCLE



Date: 1.JUL.2016 20:27:19

Duty cycle: TX DUTYMHZ

$$\text{Duty cycle} = T_{\text{ON}} / T_{\text{Total}}$$

T_{ON} :4.972msec

T_{Total} :5.049msec

Duty cycle: 98.47%

$$\text{Duty Factor} = 10 \log(1/\text{Duty cycle})$$

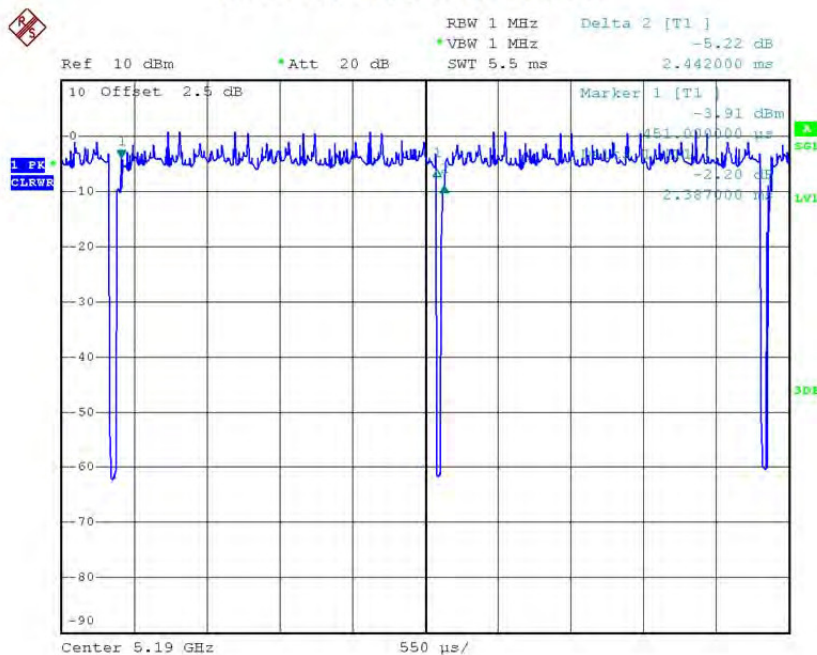
Duty Factor =0.07

Note: The EUT was programmed to be in countinously transmitting mode and the transmit duty cycle is not less than 98 %, so, the output power and power density should be cacluated

$$\text{asOutput Power} = \text{Measured power} + \text{Ducy factor}$$

$$\text{Power Spectral Density} = \text{Measured density} + \text{Duty factor}$$

TX N40 Mode_DUTY CYCLE



Date: 1.JUL.2016 20:29:48

Duty cycle: TX DUTYMHZ

$$\text{Duty cycle} = T_{\text{ON}} / T_{\text{Total}}$$

T_{ON} :2.387msec

T_{Total} :2.442msec

Duty cycle: 97.75%

$$\text{Duty Factor} = 10 \log(1/\text{Duty cycle})$$

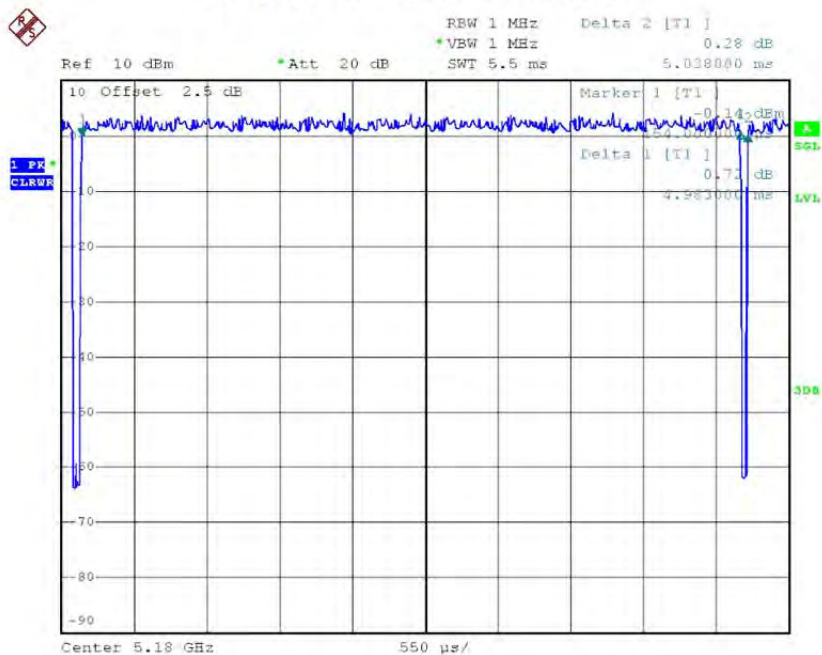
Duty Factor =0.10

Note: The EUT was programmed to be in countinously transmitting mode and the transmit duty cycle is less than 98 %, so, the output power and power density should be cacluated

$$\text{asOutput Power} = \text{Measured power} + \text{Ducy factor}$$

$$\text{Power Spectral Density} = \text{Measured density} + \text{Duty factor}$$

TX AC20 Mode_DUTY CYCLE



Date: 1.JUL.2016 20:28:24

Duty cycle: TX DUTYMHZ

$$\text{Duty cycle} = T_{\text{ON}} / T_{\text{Total}}$$

T_{ON} :4.983msec

T_{Total} :5.038msec

Duty cycle: 98.91%

$$\text{Duty Factor} = 10 \log(1/\text{Duty cycle})$$

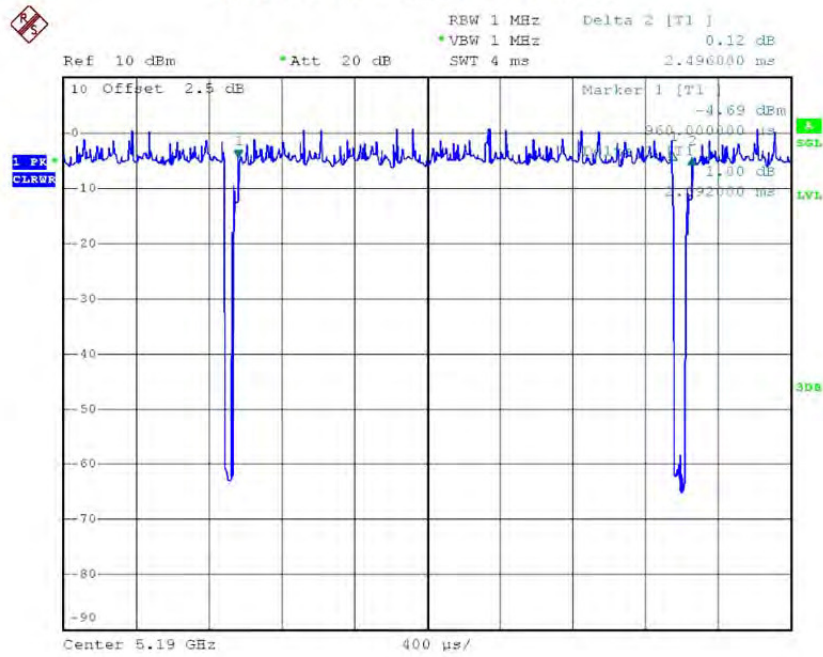
Duty Factor =0.05

Note: The EUT was programmed to be in countinously transmitting mode and the transmit duty cycle is not less than 98 %, so, the output power and power density should be cacluated

$$\text{asOutput Power} = \text{Measured power} + \text{Ducy factor}$$

$$\text{Power Spectral Density} = \text{Measured density} + \text{Duty factor}$$

TX AC40 Mode_DUTY CYCLE



Date: 1.JUL.2016 20:30:10

Duty cycle: TX DUTYMHZ

$$\text{Duty cycle} = T_{ON} / T_{Total}$$

T_{ON} :2.392msec

T_{Total} :2.496msec

Duty cycle: 95.83%

$$\text{Duty Factor} = 10 \log(1/\text{Duty cycle})$$

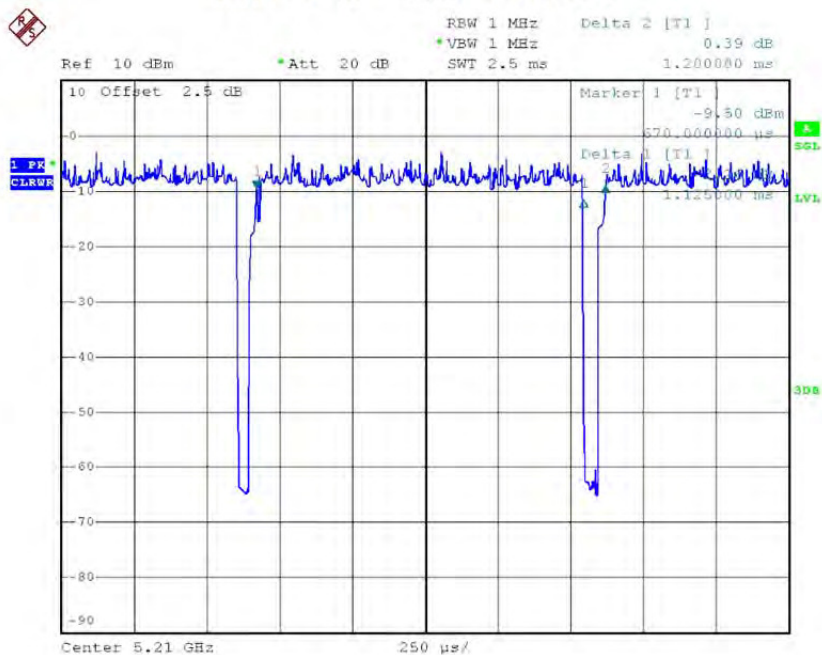
Duty Factor =0.18

Note: The EUT was programmed to be in countinously transmitting mode and the transmit duty cycle is less than 98 %, so, the output power and power density should be cacluated

asOutput Power = Measured power + Ducus factor

Power Spectral Density = Measured density + Duty factor

TX AC80 Mode_DUTY CYCLE



Date: 1.JUL.2016 20:30:32

T_{ON} : 1.125msec

T_{Total} : 1.2msec

Duty cycle: 93.75%

Duty Factor= $10 \log(1/Duty \text{ cycle})$

Duty Factor = 0.28

Note: The EUT was programmed to be in continuously transmitting mode and the transmit duty cycle is less than 98 %, so, the output power and power density should be calculated

as $Output \text{ Power} = \text{Measured power} + \text{Duty factor}$

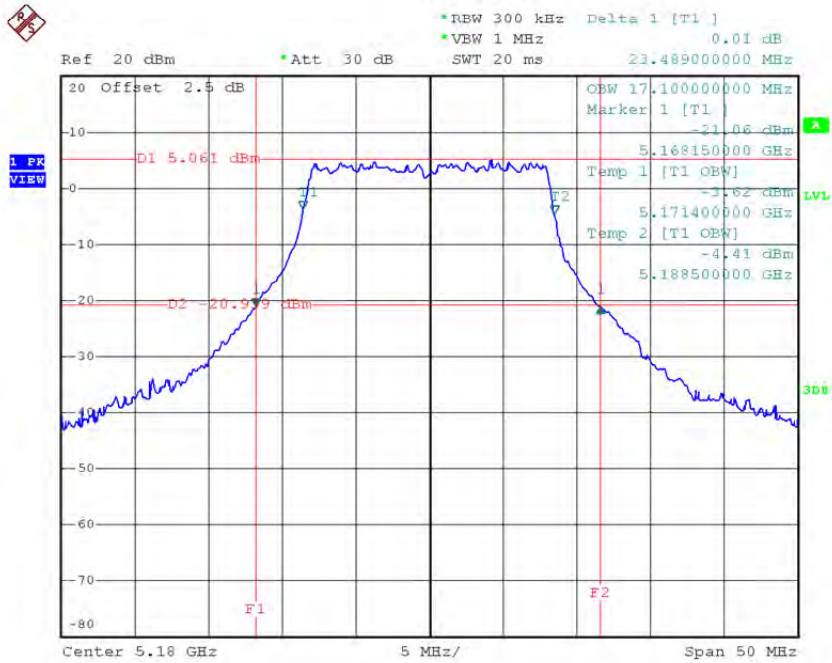
$Power \text{ Spectral Density} = \text{Measured density} + \text{Duty factor}$

ATTACHMENTE -BANDWIDTH

Test Mode: UNII-1/TX A Mode_CH36/CH40/CH48

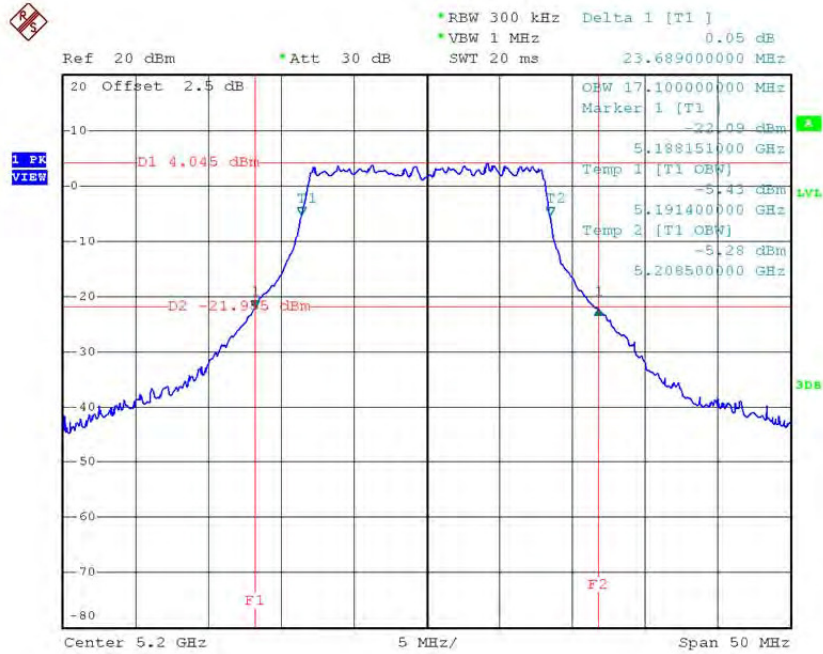
Channel	Frequency (MHz)	26dB Bandwidth (MHz)	99% Occupied Bandwidth (MHz)
CH36	5180	23.49	17.10
CH40	5200	23.69	17.10
CH48	5240	23.49	17.10

TX CH36



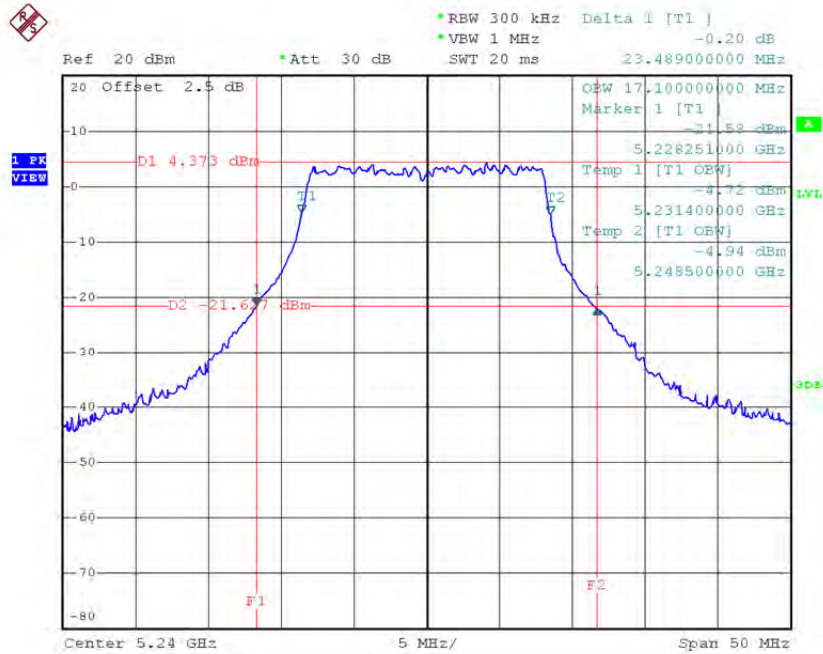
Date: 1.JUL.2016 20:39:00

TX CH40



Date: 1.JUL.2016 20:40:44

TX CH48

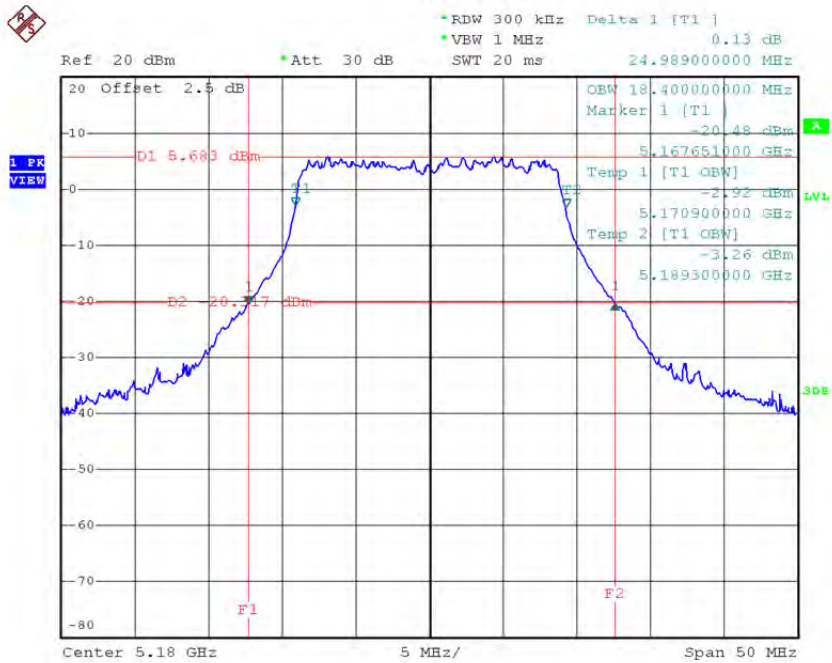


Date: 1.JUL.2016 20:43:56

Test Mode: UNII-1/TXN20 Mode_CH36/CH40/CH48

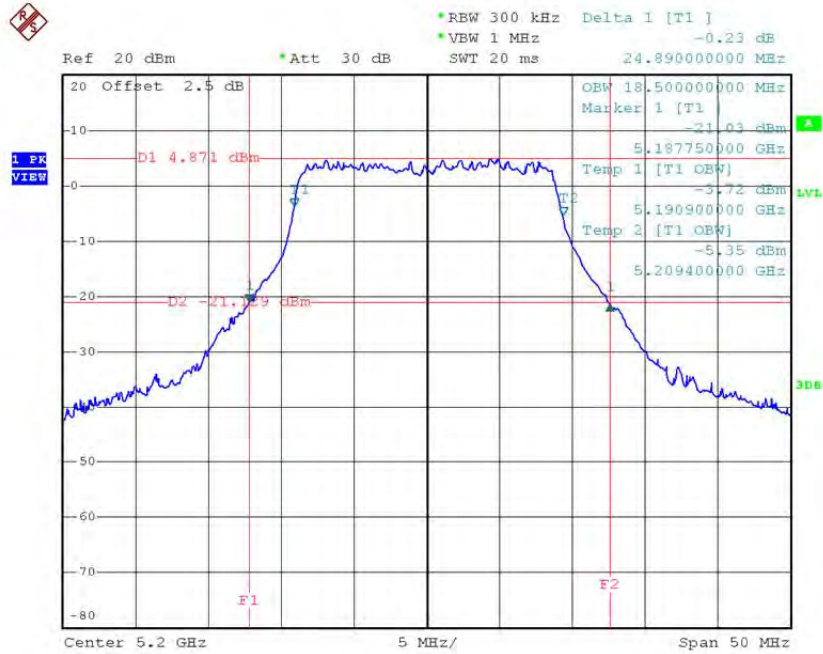
Channel	Frequency (MHz)	26dB Bandwidth (MHz)	99% Occupied Bandwidth (MHz)
CH36	5180	24.99	18.40
CH40	5200	24.89	18.50
CH48	5240	24.99	18.40

TX CH36



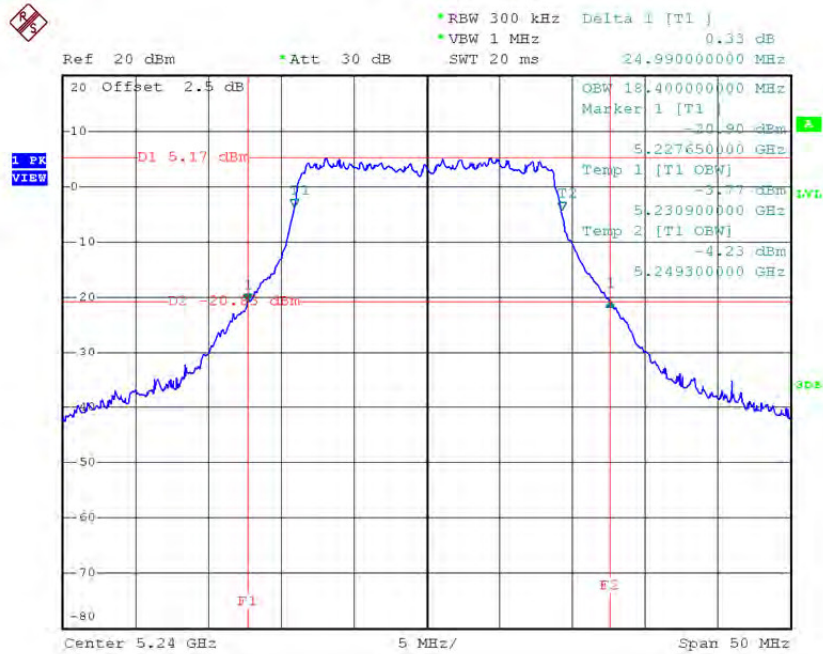
Date: 1.JUL.2016 20:53:02

TX CH40



Date: 1.JUL.2016 20:57:08

TX CH48

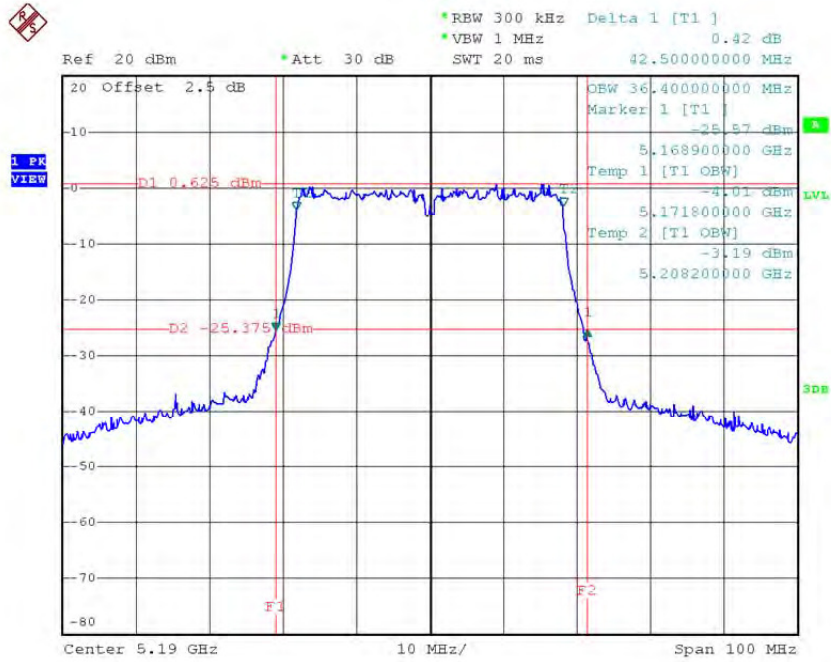


Date: 1.JUL.2016 20:59:52

Test Mode: UNII-1/TX N40 Mode_CH38/CH46

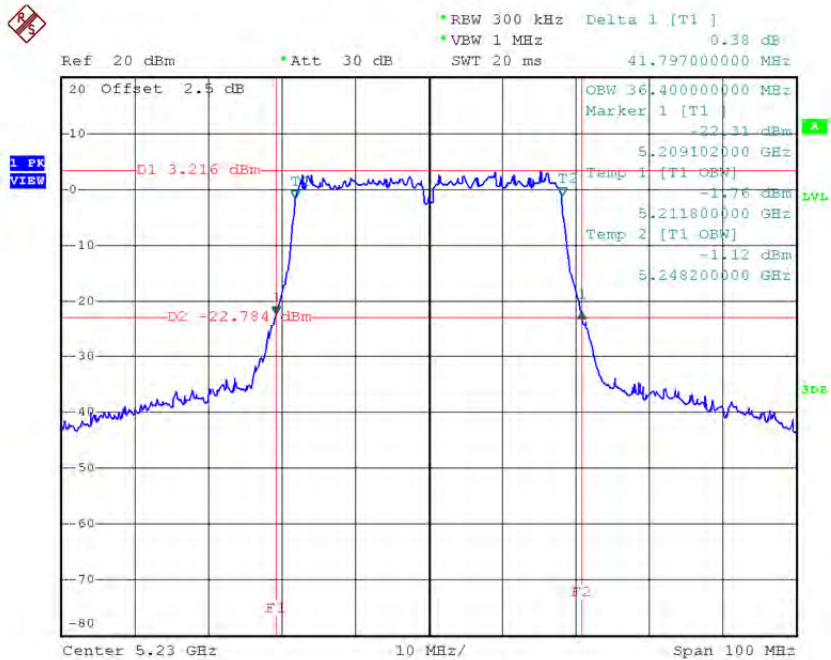
Channel	Frequency (MHz)	26dB Bandwidth (MHz)	99% Occupied Bandwidth (MHz)
CH38	5190	42.50	36.40
CH46	5230	41.80	36.40

TX CH38



Date: 1.JUL.2016 21:39:07

TX CH46

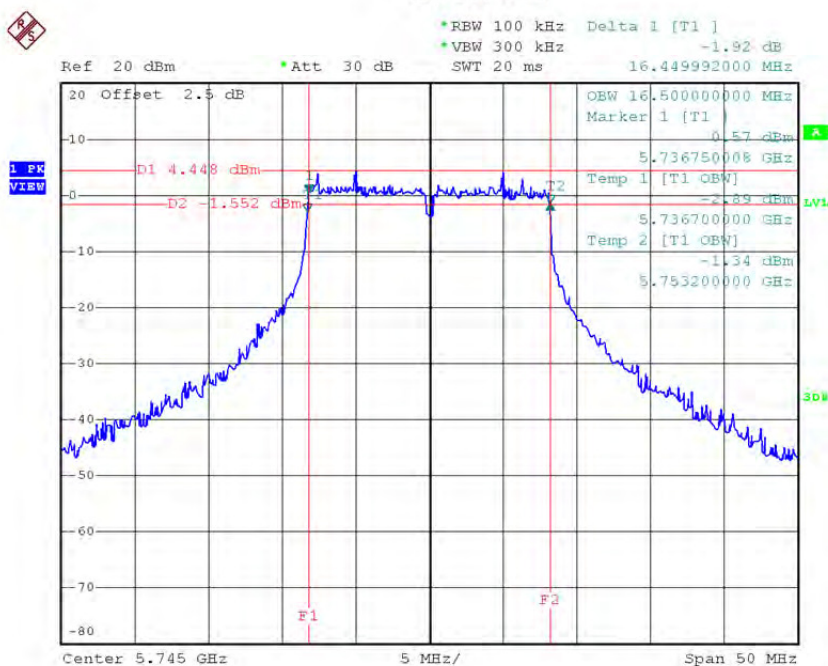


Date: 1.JUL.2016 21:42:35

Test Mode: UNII-3/ TX A Mode_CH149/CH157/CH165

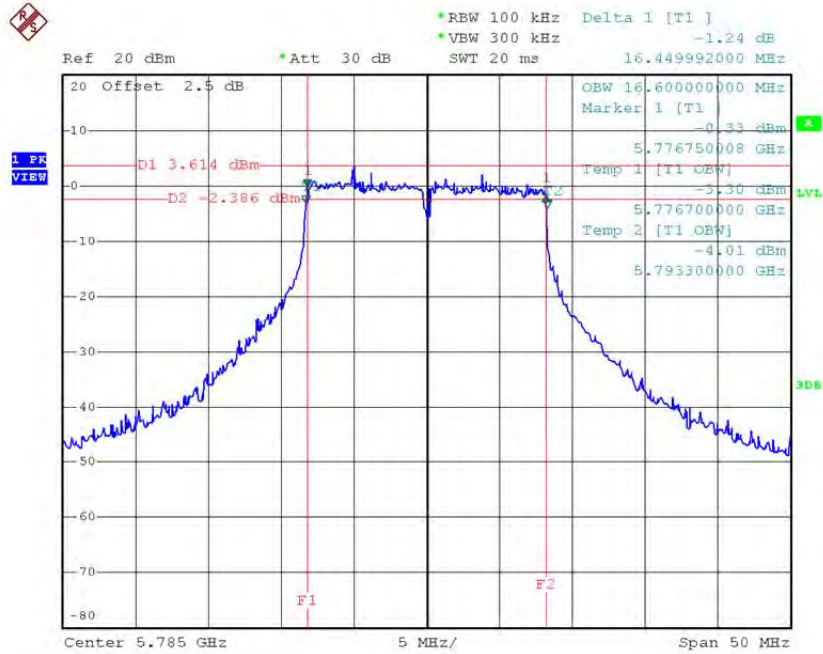
Channel	Frequency (MHz)	6dB Bandwidth (MHz)	99% Occupied Bandwidth (MHz)	Limit (kHz)
CH149	5745	16.45	16.50	>=500
CH157	5785	16.45	16.60	>=500
CH165	5825	16.39	16.50	>=500

TX CH 149



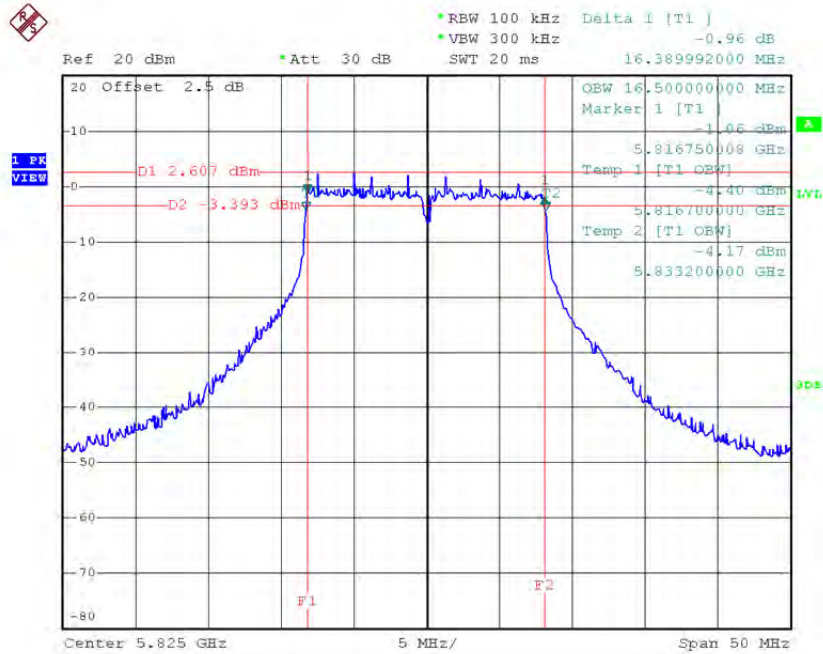
Date: 1.JUL.2016 20:45:33

TX CH 157



Date: 1.JUL.2016 20:46:35

TX CH 165



Date: 1.JUL.2016 20:47:35