


Appendix C. Setup Photographs


<Radiated Emission>

X Plane for PCS Band

LF



HF




Y Plane for Cellular Band

LF



HF




Z Plane for AWS Band

LF



HF



————THE END————