

APPENDIX I

SAR Test Setup Photo

Left head position close mode for GSM 850



Cheek position



Tilted position

Right head position close mode for GSM 850



Cheek position



Tilted position

Left head position close mode for PCS1900



Cheek position



Tilted position

Right head position close mode for PCS1900



Cheek position



Tilted position

Left head position slide mode for GSM 850



Cheek position



Tilted position

Right head position slide mode for GSM 850



Cheek position



Tilted position

Left head position slide mode for PCS1900



Cheek position



Tilted position

Right head position slide mode for PCS1900



Cheek position



Tilted position

Left head position close mode for WCDMA Band V



Cheek position



Tilted position

Right head position close mode for WCDMA Band V



Cheek position



Tilted position

Left head position close mode for WCDMA Band II



Cheek position



Tilted position

Right head position close mode for WCDMA Band II,



Cheek position



Tilted position

Left head position slide mode for WCDMA Band V



Cheek position



Tilted position

Right head position slide mode for WCDMA Band V



Cheek position



Tilted position

Left head position slide mode for WCDMA Band II



Cheek position



Tilted position

Right head position slide mode for WCDMA Band II




Cheek position




Tilted position


Body position for GSM 850




Body position for GSM 850




Body position for EDGE 850




Body position for PCS1900




Body position for GPRS1900




Body position for EDGE1900





Body position for WCDMA Band V



Body position for HSDPA Band V



Body position for WCDMA Band II



Body position for HSDPA Band II

