

**Annex acc. to FCC Title 47 CFR Part 15
relating to
FEIG ELECTRONIC GmbH
ID LRM5400**

Annex no. 2

Internal photographs of the Equipment Under Test (EUT)

**Title 47 - Telecommunication
Part 15 - Radio Frequency Devices
Subpart C – Intentional Radiators
Measurement Procedure:
ANSI C63.4-2014
ANSI C63.10-2013**



Deutsche
Akkreditierungsstelle
D-PL-12053-01-03

Photo of EUT: Overview multiplexer (ID ANT.MUX.M5) and RFID reader (ID LRM5400)




Photo of EUT: RFID reader (ID LRM5400) upper side of upper circuit board




Photo of EUT: RFID reader (ID LRM5400) lower side of upper circuit board




Photo of EUT: RFID reader (ID LRM5400) upper side of lower circuit board




Photo of EUT: RFID reader (ID LRM5400) lower side of lower circuit board




Photo of EUT: Multiplexer (ID ANT.MUX.M5) upper side circuit board




Photo of EUT: Multiplexer (ID ANT.MUX.M5) lower side circuit board




Photo of EUT: ID ANT1710/690-A + ID ANT1710/690-B
Configuration: Modul ID LRM5400 (inside ID ANT1710690-A)



Photo of EUT: ID ANT1710/690-EA + ID ANT1710/690-EB
Configuration: Modul ID LRM5400 (inside ID ANT1710690-EA)





Photo of EUT: ID ANT1520/680-A + ID ANT1520/680-B
Configuration: Modul ID LRM5400 (inside ID ANT1520680-A)



Photo of EUT: ID ANT1520/700-HPDA + ID ANT1520/700-HPDB
Configuration: Modul ID LRM5400 (inside ID ANT1520700-HPDA)

