

5 Annex B: Photographs of Test site

Photo 1 (Radiated Emissions):


Antenna 1400/760



REFERENCE NUMBER(S) OF TEST EQUIPMENT USED :
(see test equipment listing)

Photo 2 (Radiated Emissions):

Antenna 1400/760



REFERENCE NUMBER(S) OF TEST EQUIPMENT USED :
(see test equipment listing)


Photo 3 (Conducted Emissions):

Antenna 1400/760




REFERENCE NUMBER(S) OF TEST EQUIPMENT USED :
(see test equipment listing)

Ant 800 / 600



REFERENCE NUMBER(S) OF TEST EQUIPMENT USED :
(see test equipment listing)

Ant 300 / 300



REFERENCE NUMBER(S) OF TEST EQUIPMENT USED :
(see test equipment listing)

Measurement setup for low frequencies

With 2* ID ISC.ANT800/600 and ID ISC.LR2000 and Power-splitter




REFERENCE NUMBER(S) OF TEST EQUIPMENT USED :
(see test equipment listing)

With ID ISC.ANT800/600 and ID ISC.LR2000



REFERENCE NUMBER(S) OF TEST EQUIPMENT USED :
(see test equipment listing)

With 2* ID ISC.ANT800/600 and ID ISC.LR2000 and Multiplexer



REFERENCE NUMBER(S) OF TEST EQUIPMENT USED :
(see test equipment listing)