



CETECOM™

Test report no.: 1-0119/15-01-01_AnnexB

Annex B

CETECOM™

CETECOM ICT Services
consulting - testing - certification ▶▶▶

This test report annex is electronically signed and valid without handwriting signature. For verification of the electronic signatures, the public keys can be requested at the testing laboratory.

Test report annex authorised:

Andreas Luckenbill
Lab Manager
Radio Communications & EMC

Internal photos of the EUT

Photo 1: Backcover removed



Photo 2: Backcover removed




Photo 3: Power and serial connector




Photo 4: DC power lines direct connected for AC conducted tests




Photo 5:




Photo 6: Full electronic part without display and housing



Photo 7: left: Antenna board, right PC board




Photo 8: Antenna board




Photo 9: Antenna board




Photo 10: PC board





Photo 11: Crystal



Document history

| Version | Applied changes | Date of release |
|---------|-----------------|-----------------|
| | Initial release | 2015-07-28 |