

## 5 Annex A: Photographs of Test site

Photo 1 (Radiated Emissions)



Photo 2 (Conducted Emissions):



## 6 Annex B: Internal Photographs of the Equipment

Photo 1: LR2000-A




Photo 2: Multiplexer




Photo 3: Antennamatching



Photo 4




Photo 5: Multiplexer

