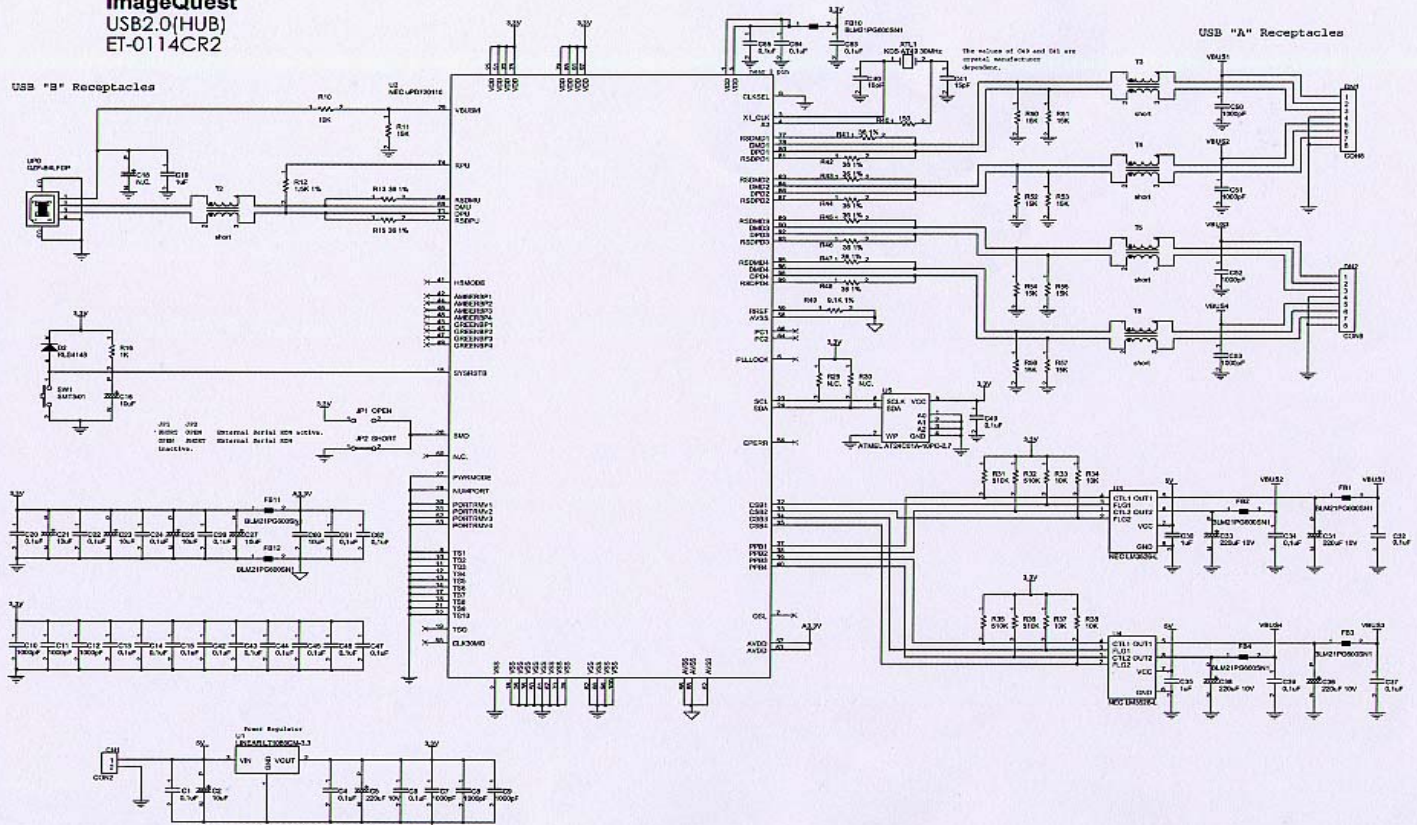
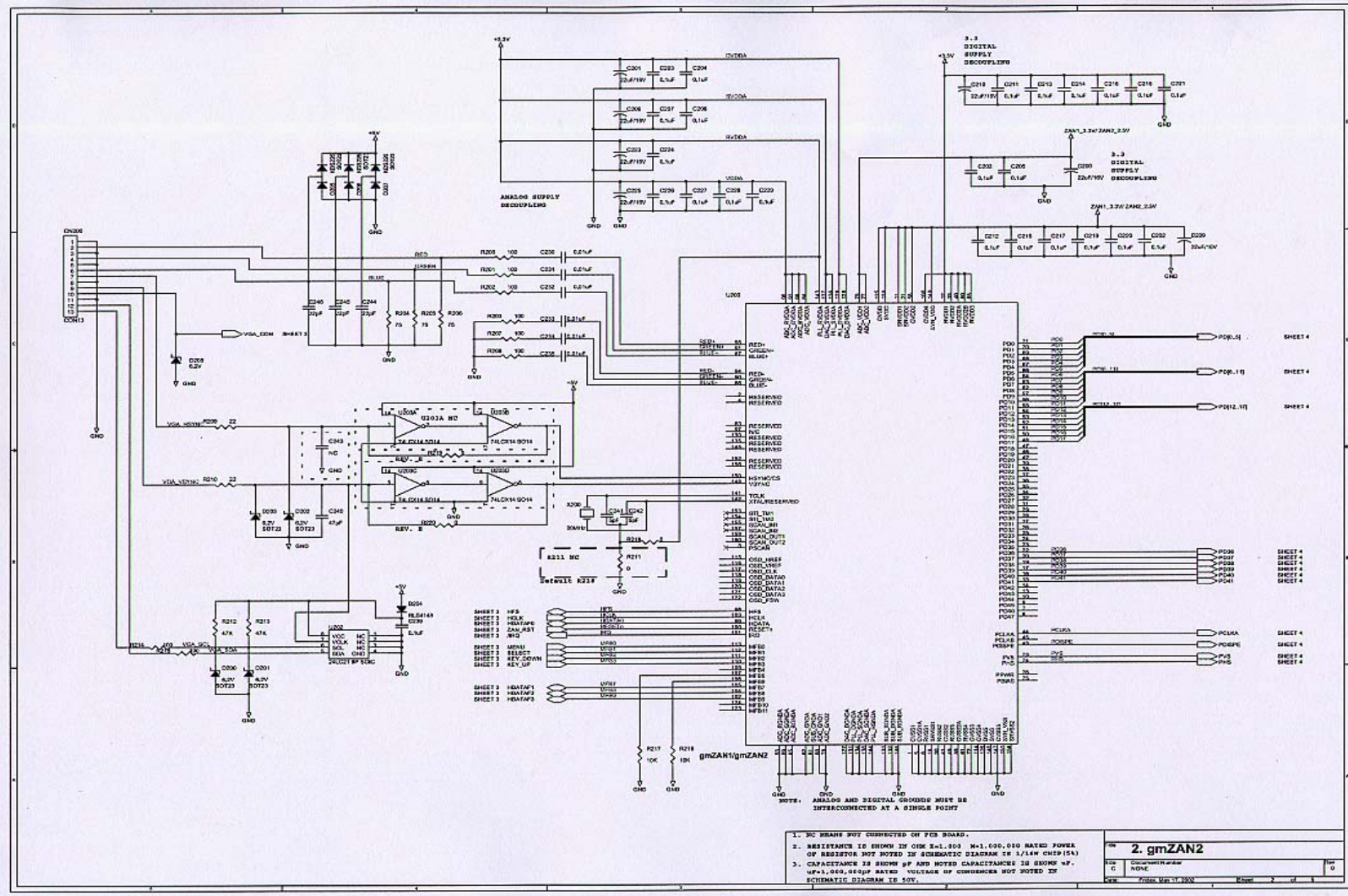


ImageQuest
USB2.0(HUB)
ET-0114CR2



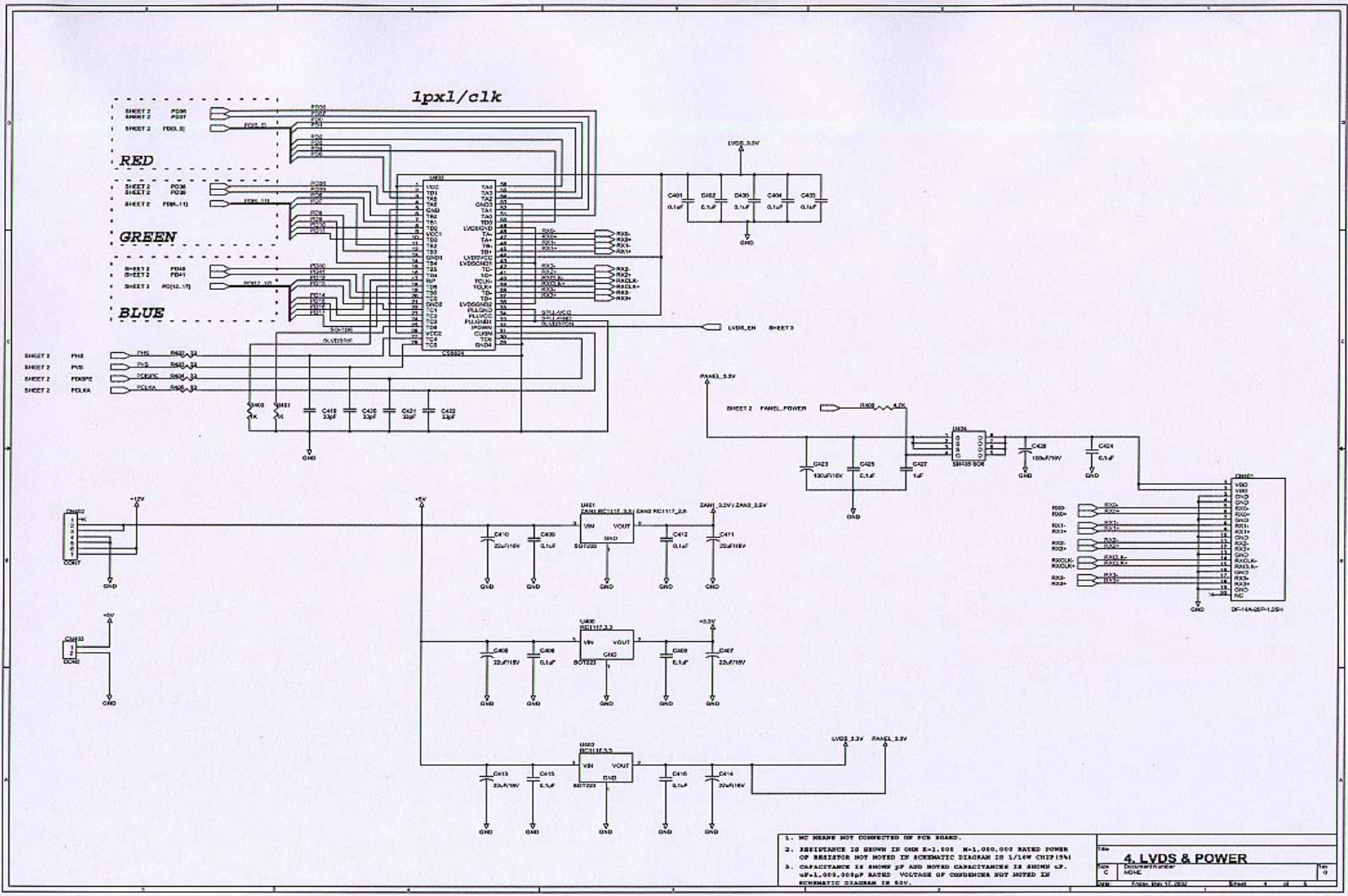
ImageQuest Co., Ltd.	
#PD720110 Evaluation Board	
Rev. C	Rev. C02
File: F0304_002_17_002	



- SHEET 1 RES
- SHEET 2 IC
- SHEET 3 IC
- SHEET 4 IC
- SHEET 5 IC
- SHEET 6 IC
- SHEET 7 IC
- SHEET 8 IC
- SHEET 9 IC
- SHEET 10 IC
- SHEET 11 IC
- SHEET 12 IC
- SHEET 13 IC
- SHEET 14 IC
- SHEET 15 IC
- SHEET 16 IC
- SHEET 17 IC
- SHEET 18 IC
- SHEET 19 IC
- SHEET 20 IC
- SHEET 21 IC
- SHEET 22 IC
- SHEET 23 IC
- SHEET 24 IC
- SHEET 25 IC
- SHEET 26 IC
- SHEET 27 IC
- SHEET 28 IC
- SHEET 29 IC
- SHEET 30 IC
- SHEET 31 IC
- SHEET 32 IC
- SHEET 33 IC
- SHEET 34 IC
- SHEET 35 IC
- SHEET 36 IC
- SHEET 37 IC
- SHEET 38 IC
- SHEET 39 IC
- SHEET 40 IC
- SHEET 41 IC
- SHEET 42 IC
- SHEET 43 IC
- SHEET 44 IC
- SHEET 45 IC
- SHEET 46 IC
- SHEET 47 IC
- SHEET 48 IC
- SHEET 49 IC
- SHEET 50 IC
- SHEET 51 IC
- SHEET 52 IC
- SHEET 53 IC
- SHEET 54 IC
- SHEET 55 IC
- SHEET 56 IC
- SHEET 57 IC
- SHEET 58 IC
- SHEET 59 IC
- SHEET 60 IC
- SHEET 61 IC
- SHEET 62 IC
- SHEET 63 IC
- SHEET 64 IC
- SHEET 65 IC
- SHEET 66 IC
- SHEET 67 IC
- SHEET 68 IC
- SHEET 69 IC
- SHEET 70 IC
- SHEET 71 IC
- SHEET 72 IC
- SHEET 73 IC
- SHEET 74 IC
- SHEET 75 IC
- SHEET 76 IC
- SHEET 77 IC
- SHEET 78 IC
- SHEET 79 IC
- SHEET 80 IC
- SHEET 81 IC
- SHEET 82 IC
- SHEET 83 IC
- SHEET 84 IC
- SHEET 85 IC
- SHEET 86 IC
- SHEET 87 IC
- SHEET 88 IC
- SHEET 89 IC
- SHEET 90 IC
- SHEET 91 IC
- SHEET 92 IC
- SHEET 93 IC
- SHEET 94 IC
- SHEET 95 IC
- SHEET 96 IC
- SHEET 97 IC
- SHEET 98 IC
- SHEET 99 IC
- SHEET 100 IC

1. IC PINS NOT CONNECTED ON PCB BOARD.
 2. RESISTANCE IS SHOWN IN OHM & 1.000 M=1,000,000 WATED POWER OF RESISTOR NOT NOTED IN SCHEMATIC DIAGRAM IS 1/4W OR (5W)
 3. CAPACITANCE IS SHOWN μ F AND NOTED CAPACITANCE IS SHOWN μ F. μ F=1,000,000P WATED VOLTAGE OF CONDENSER NOT NOTED IN SCHEMATIC DIAGRAM IS 50V.

2. gmZAN2	
REV	DATE
0	2008/11/17
DES	PCB: 11/17/08
CHK	2/11/09
APP	3/11/09
DRW	3/11/09
BY	10



1. NC MEANS NOT CONNECTED OF PCB BOARD.
 2. RESISTANCE IS SHOWN IN OHM K=1,000 M=1,000,000 RATED POWER OF RESISTOR NOT NOTED IN SCHEMATIC DIAGRAM IS 1/4W CH271541
 3. CAPACITANCE IS SHOWN P.F AND NON-PF CAPACITANCE IS SHOWN U.F.
- U.F.=1,000,000P.F RATED VOLTAGE OF CAPACITORS NOT NOTED IN SCHEMATIC DIAGRAM IS 50V.

4. LVDS & POWER		Rev	0
		DATE	10/11/2007
DESIGNER	DATE	REV	0
CHKD	DATE	REV	0
APPV	DATE	REV	0