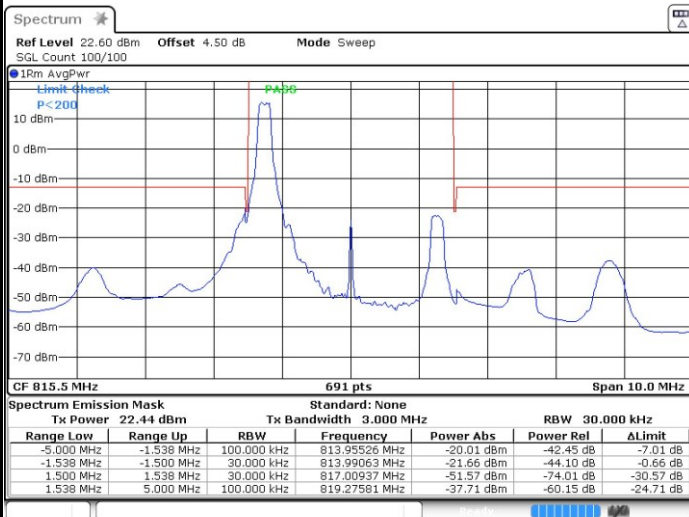




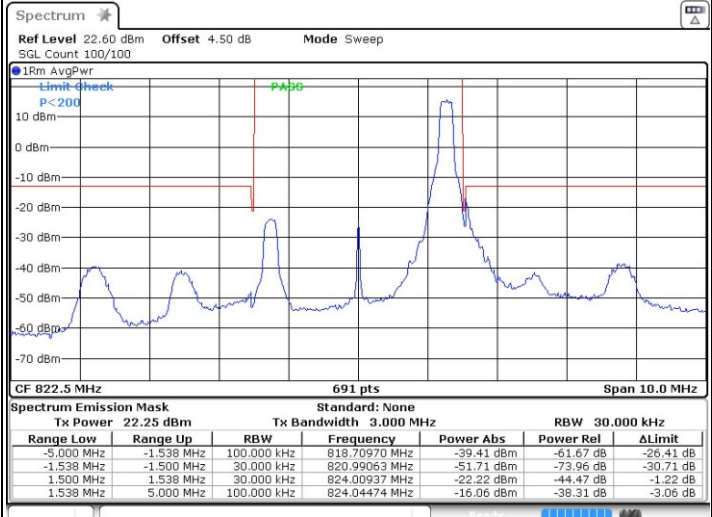
LTE Band 26 / 3MHz / QPSK

Lowest Band Edge / 1RB



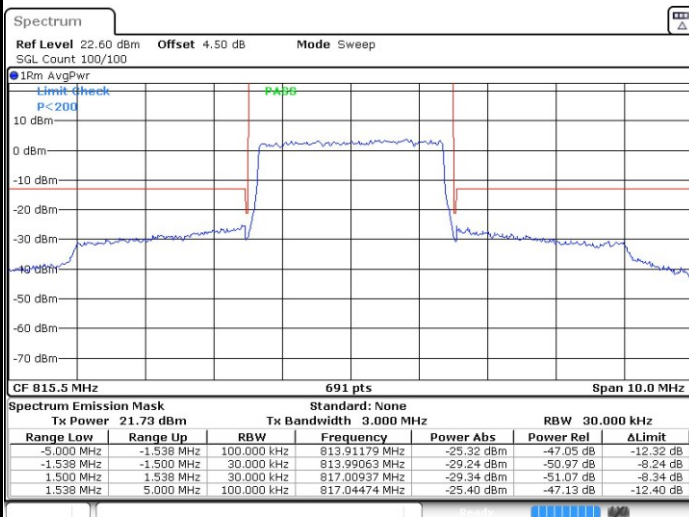
Date: 29 MAR 2019 21:48:42

Highest Band Edge / 1 RB



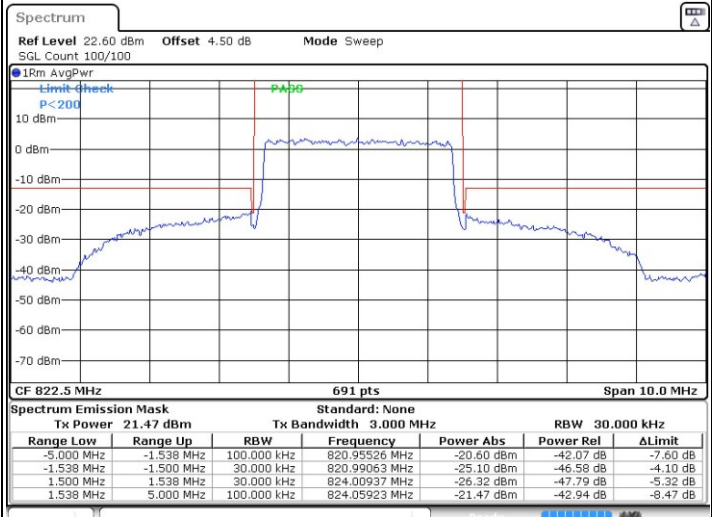
Date: 29 MAR 2019 21:32:37

Lowest Band Edge / Full RB



Date: 29 MAR 2019 21:27:37

Highest Band Edge / Full RB

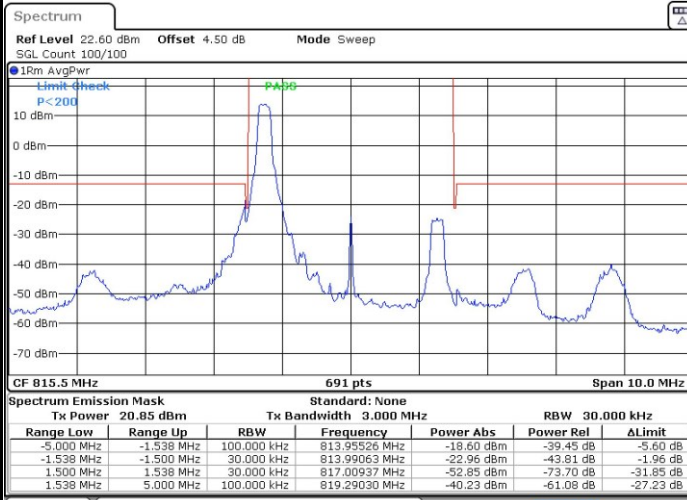


Date: 29 MAR 2019 21:28:14



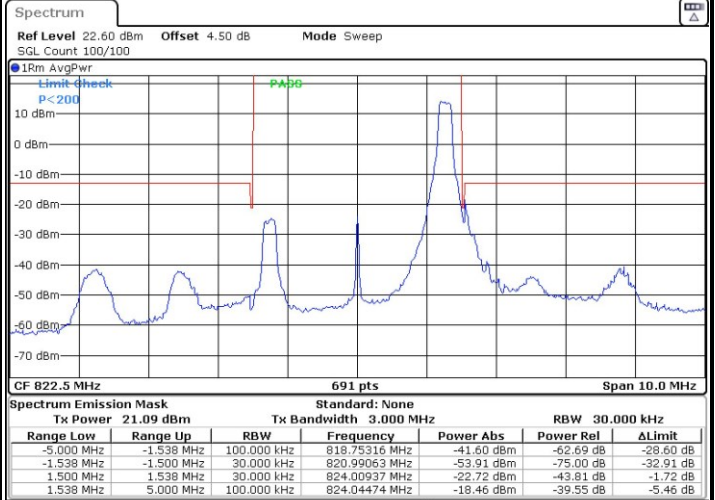
LTE Band 26 / 3MHz / 16QAM

Lowest Band Edge / 1 RB



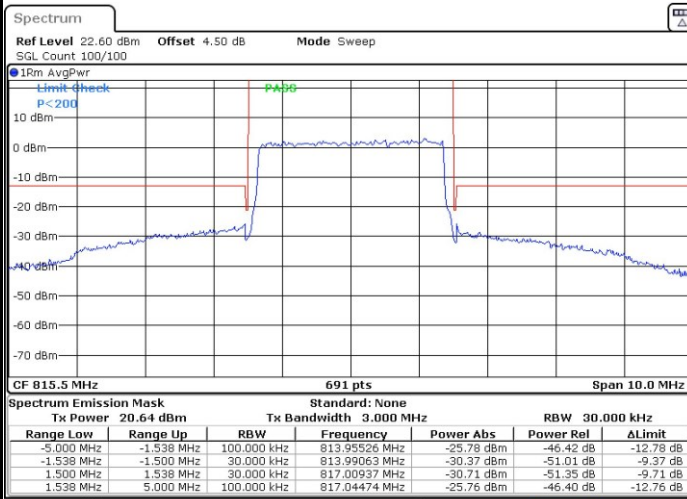
Date: 29 MAR 2019 21:27:03

Highest Band Edge / 1 RB



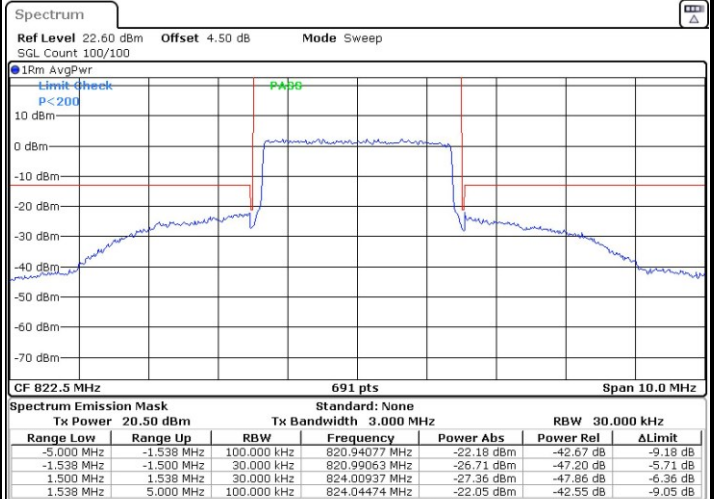
Date: 29 MAR 2019 21:28:50

Lowest Band Edge / Full RB



Date: 29 MAR 2019 21:27:21

Highest Band Edge / Full RB



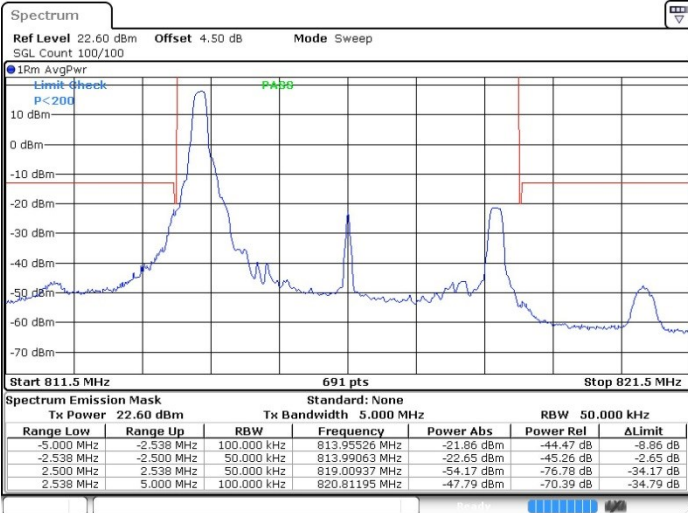
Date: 29 MAR 2019 21:28:30



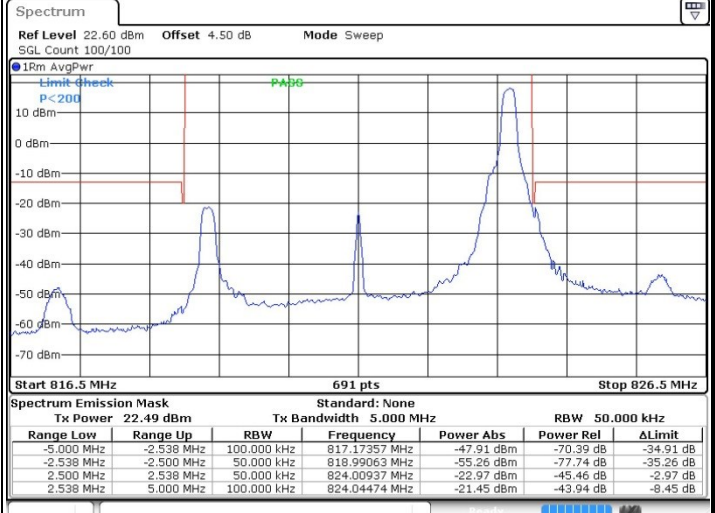
LTE Band 26 / 5MHz / QPSK

Lowest Band Edge / 1 RB

Highest Band Edge / 1 RB



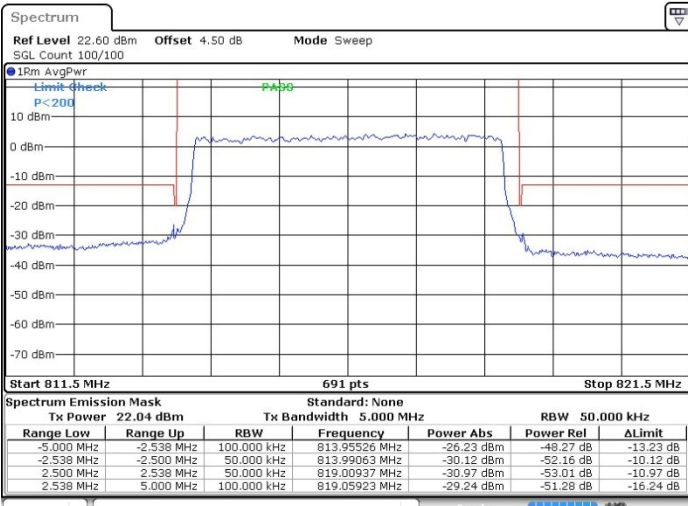
Date: 20 APR 2019 11:05:44



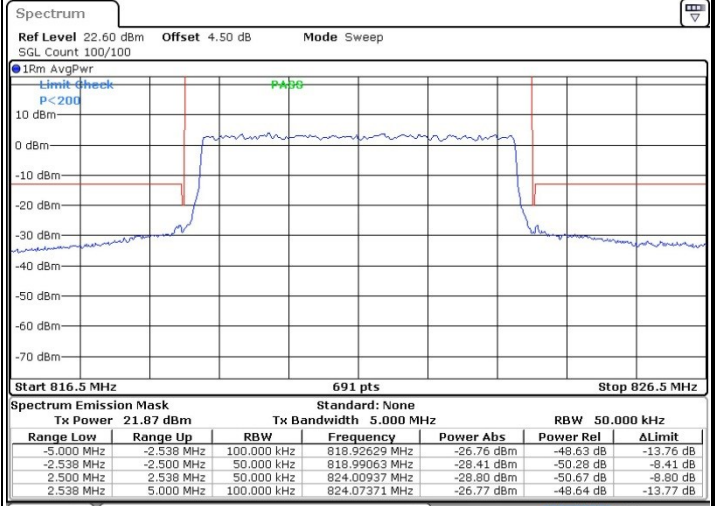
Date: 20 APR 2019 11:07:38

Lowest Band Edge / Full RB

Highest Band Edge / Full RB



Date: 20 APR 2019 11:07:03

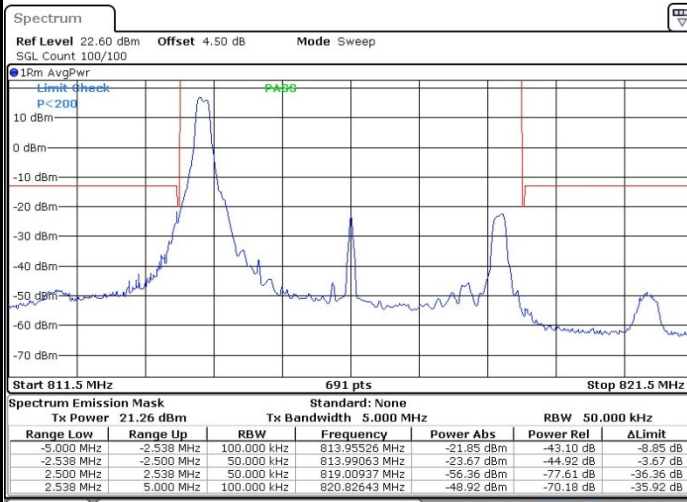


Date: 20 APR 2019 11:08:14



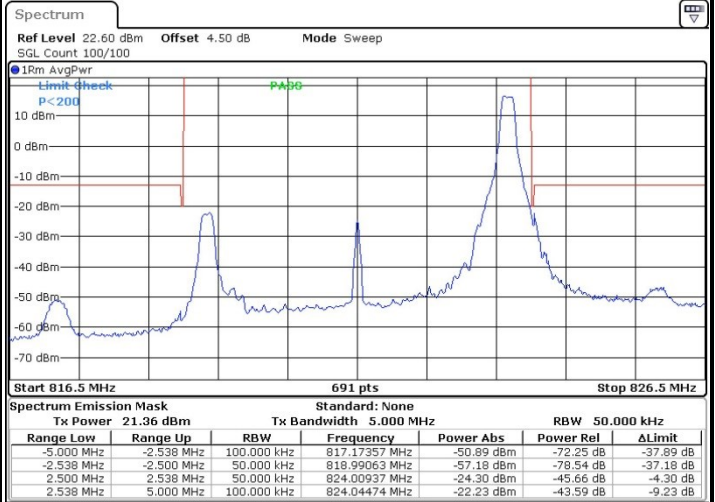
LTE Band 26 / 5MHz / 16QAM

Lowest Band Edge / 1RB



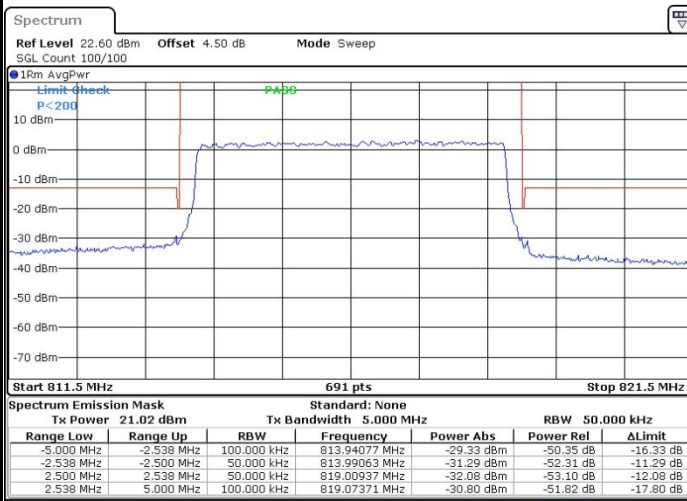
Date: 20 APR 2019 11:08:46

Highest Band Edge / 1 RB



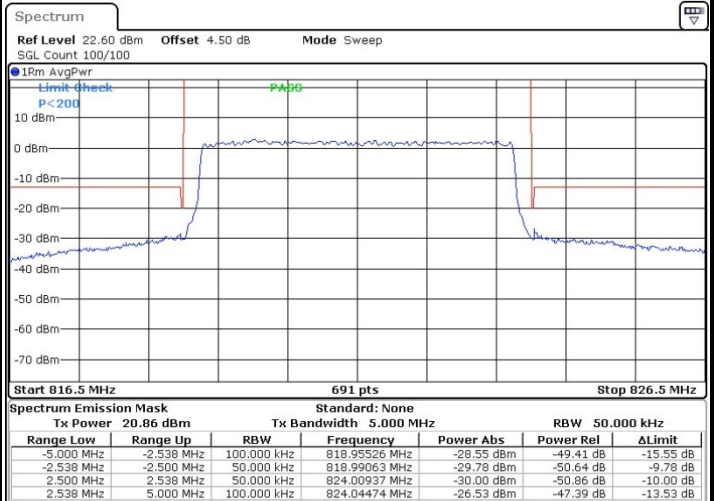
Date: 20 APR 2019 11:07:54

Lowest Band Edge / Full RB



Date: 20 APR 2019 11:07:18

Highest Band Edge / Full RB



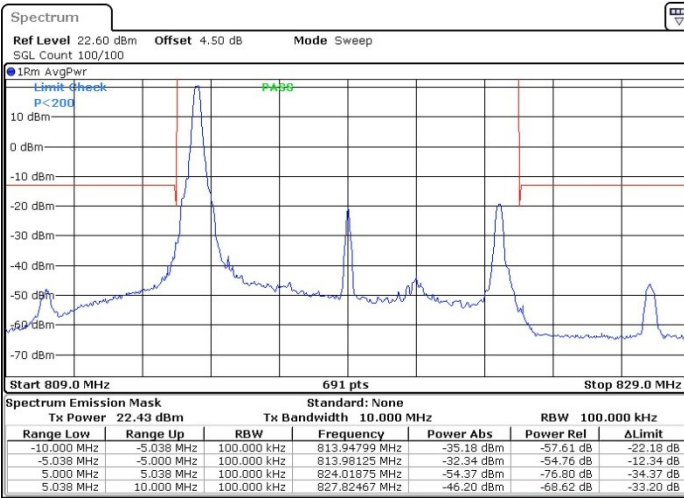
Date: 20 APR 2019 11:08:31



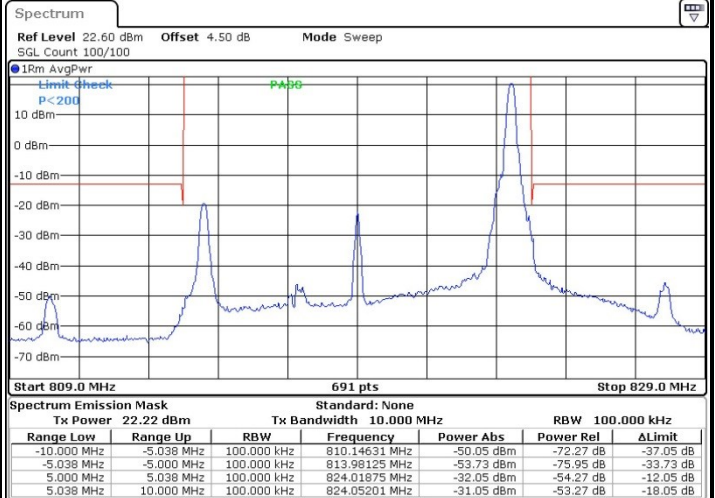
LTE Band 26 / 10MHz / QPSK

Lowest Band Edge / 1 RB

Highest Band Edge / 1 RB

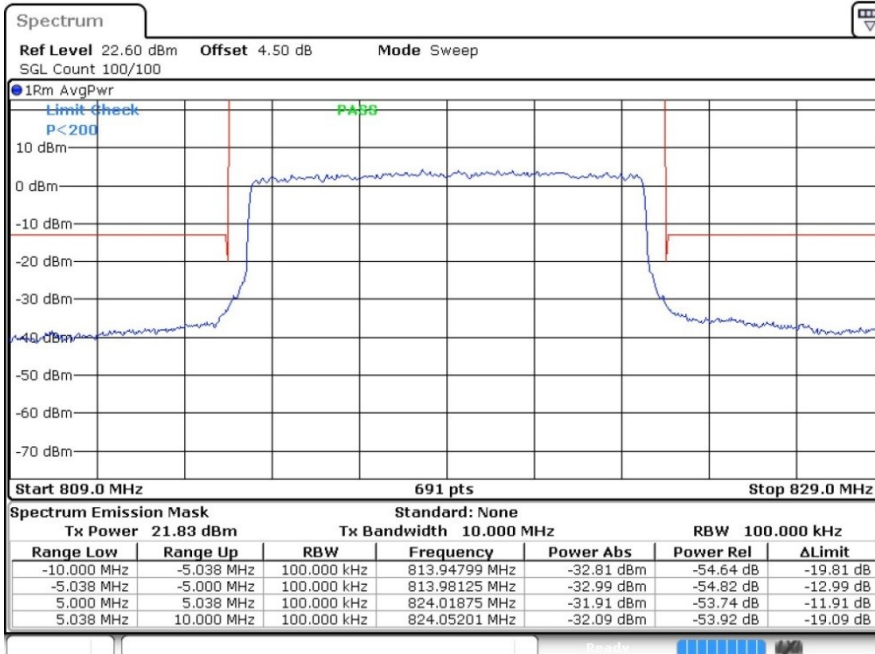


Date: 20 APR 2019 11:08:58



Date: 20 APR 2019 11:09:40

Band Edge / Full RB



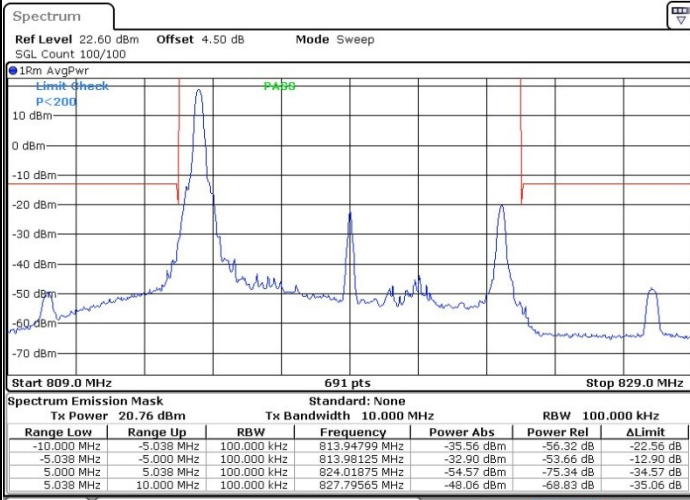
Date: 20 APR 2019 11:10:14



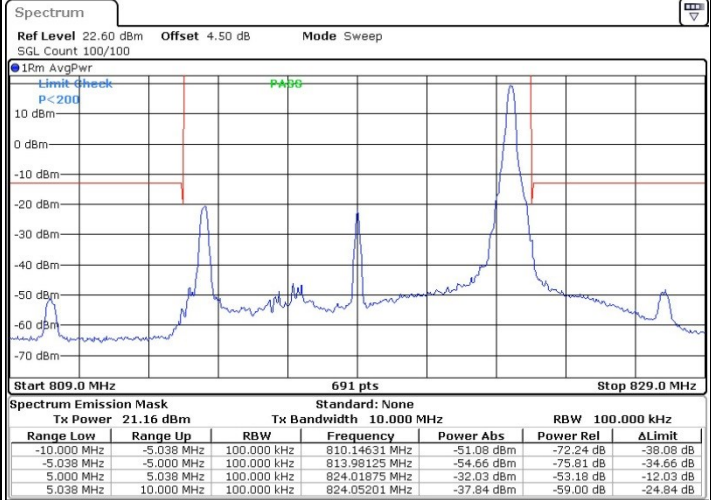
LTE Band 26 / 10MHz / 16QAM

Lowest Band Edge / 1 RB

Highest Band Edge / 1 RB

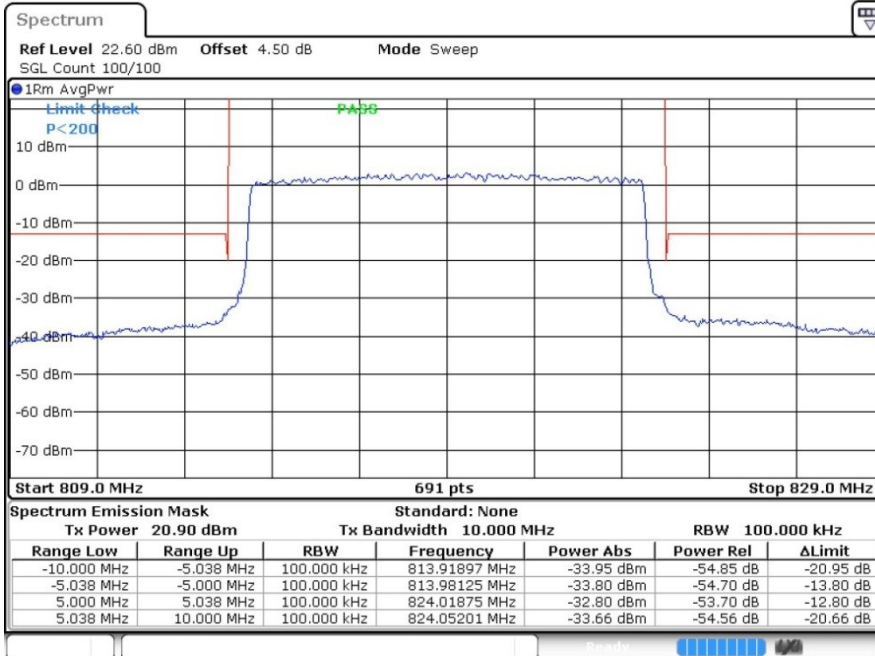


Date: 20 APR 2019 11:09:14



Date: 20 APR 2019 11:09:54

Band Edge / Full RB

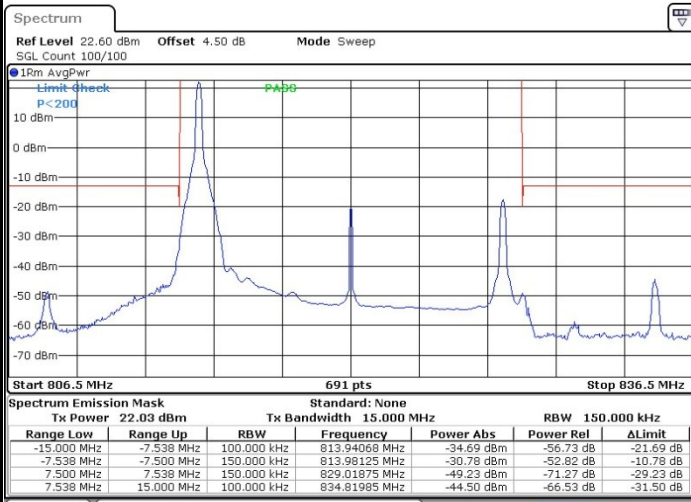


Date: 20 APR 2019 11:10:29



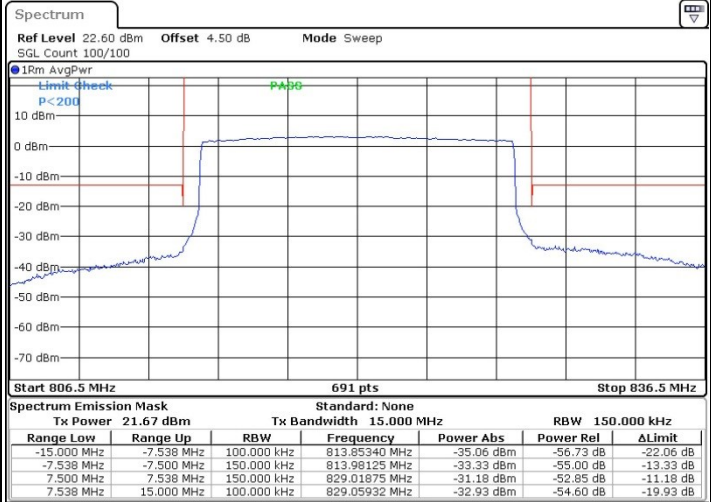
LTE Band 26 / 15MHz QPSK

Lowest Band Edge / 1 RB



Date: 20 APR 2019 11:11:37

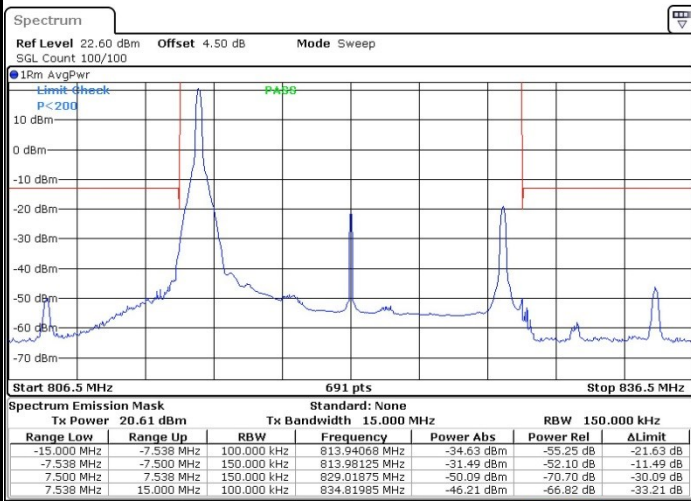
Lowest Band Edge / Full RB



Date: 20 APR 2019 11:13:10

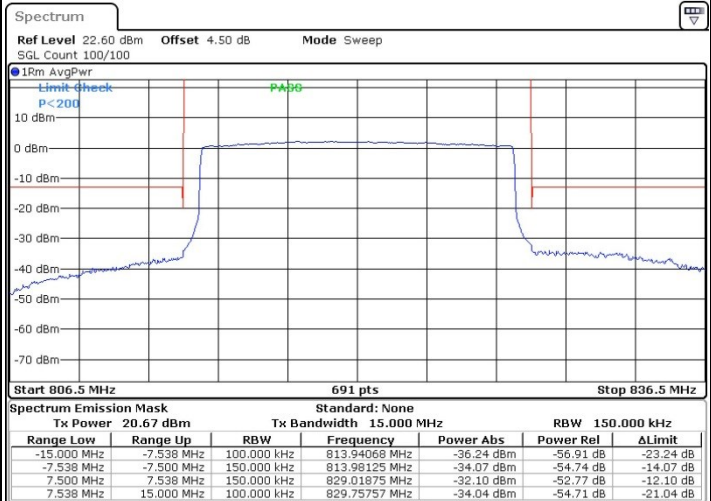
LTE Band 26 / 15MHz 16QAM

Lowest Band Edge / 1 RB



Date: 20 APR 2019 11:11:03

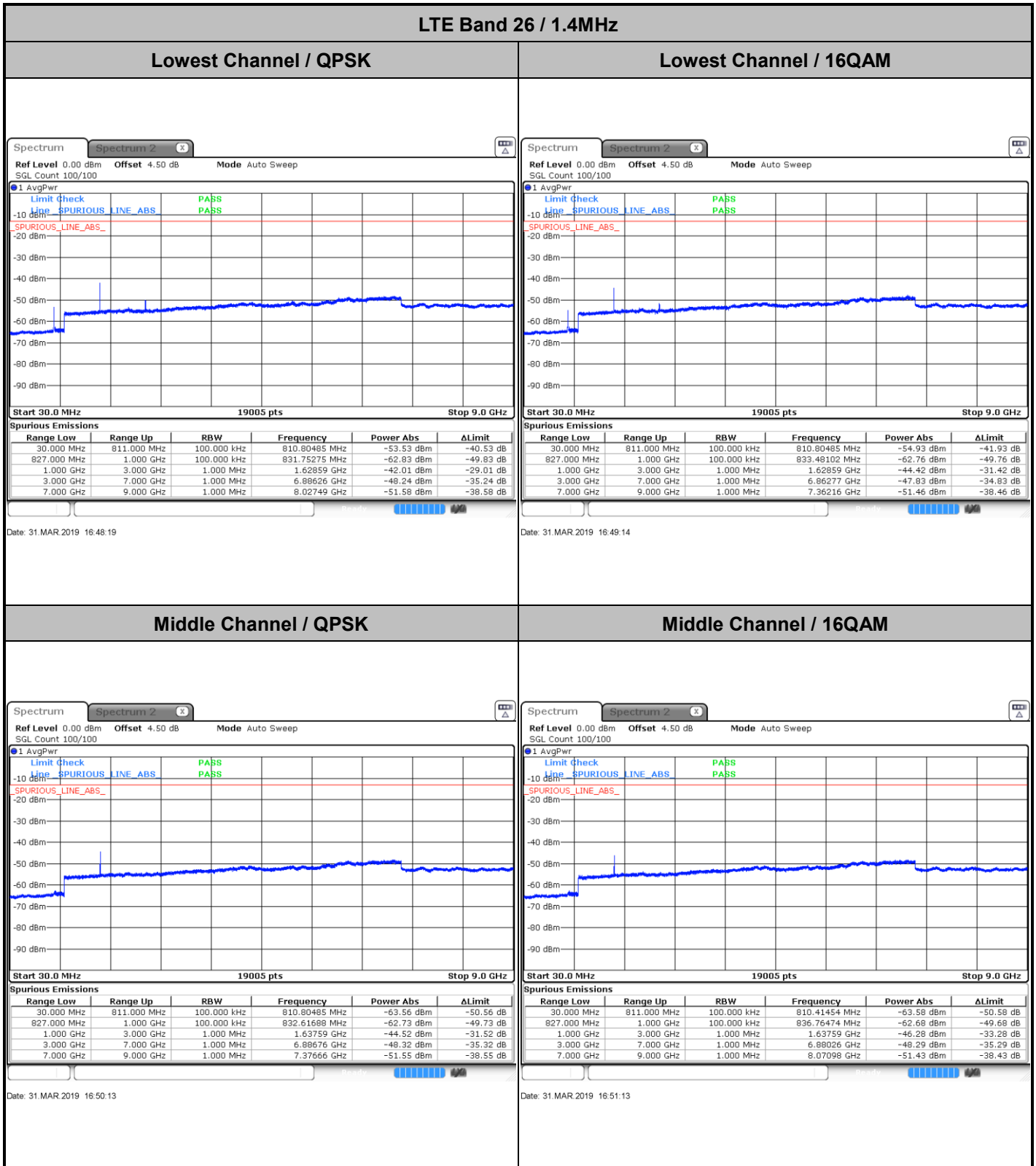
Lowest Band Edge / Full RB



Date: 20 APR 2019 11:13:39



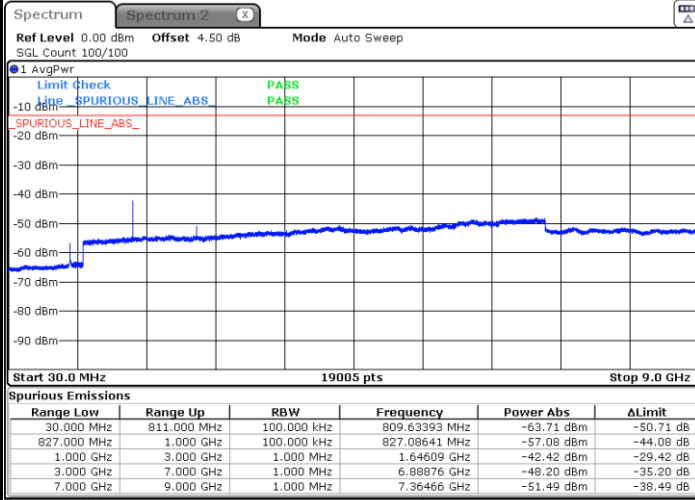
Conducted Spurious Emission





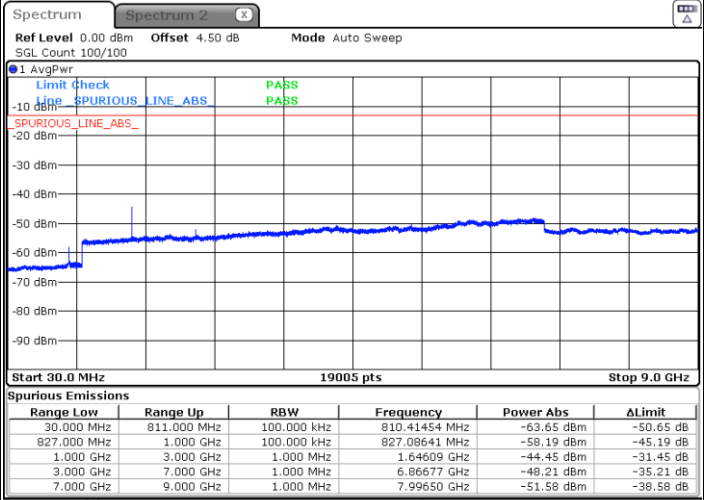
LTE Band 26 / 1.4MHz

Highest Channel / QPSK



Date: 31.MAR.2019 16:52:08

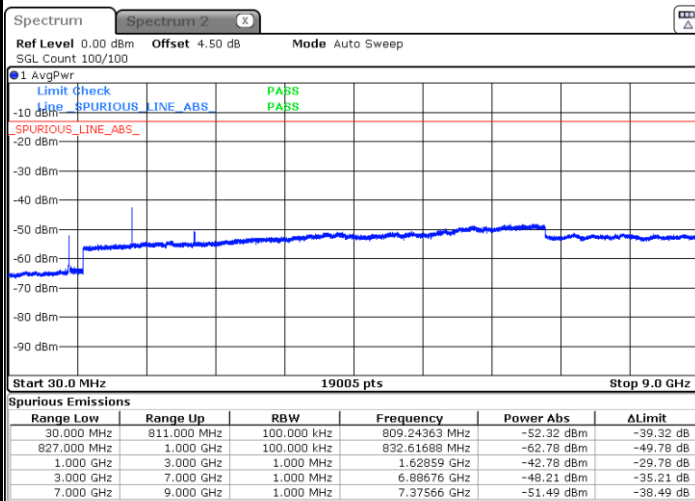
Highest Channel / 16QAM



Date: 31.MAR.2019 16:53:09

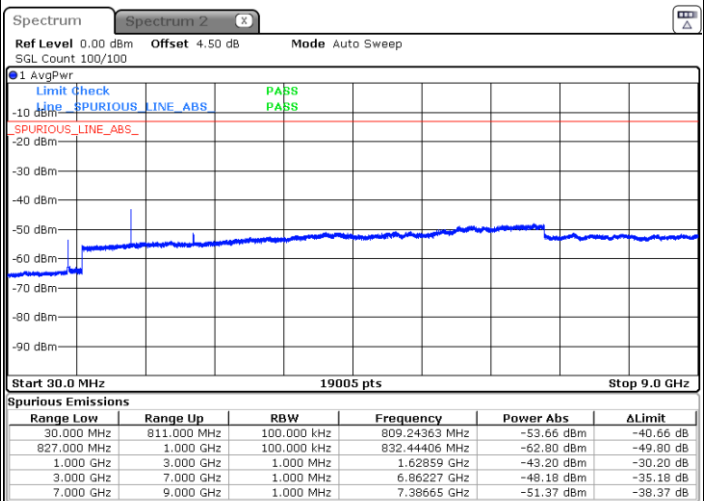
LTE Band 26 / 3MHz

Lowest Channel / QPSK



Date: 31.MAR.2019 16:54:04

Lowest Channel / 16QAM



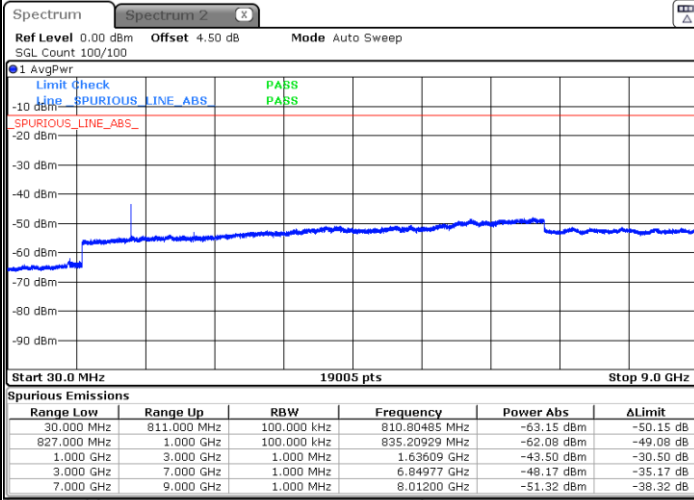
Date: 31.MAR.2019 16:54:59



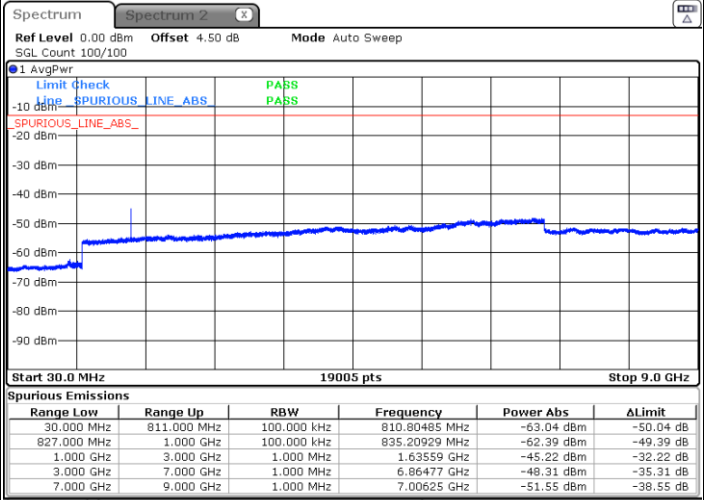
LTE Band 26 / 3MHz

Middle Channel / QPSK

Middle Channel / 16QAM



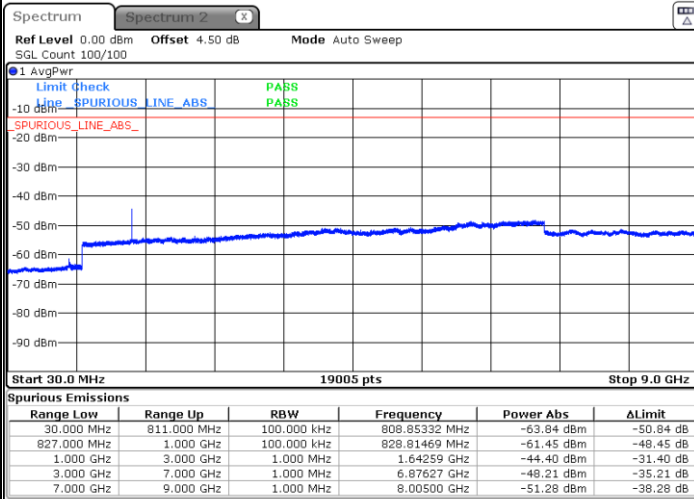
Date: 31.MAR.2019 16:55:55



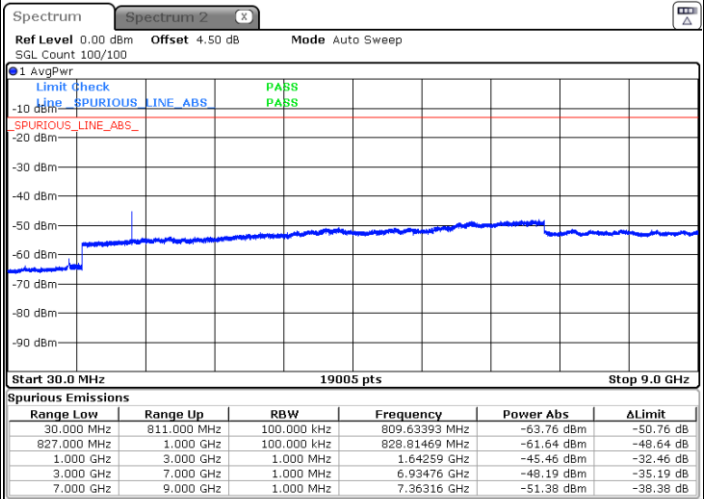
Date: 31.MAR.2019 16:56:50

Highest Channel / QPSK

Highest Channel / 16QAM



Date: 31.MAR.2019 16:57:46

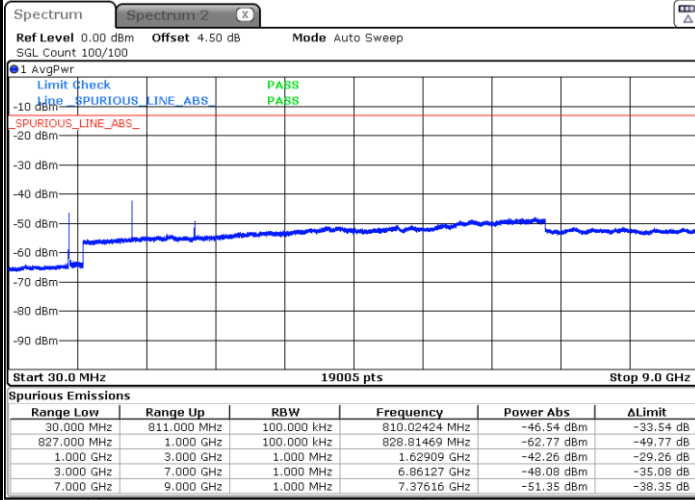


Date: 31.MAR.2019 16:58:41



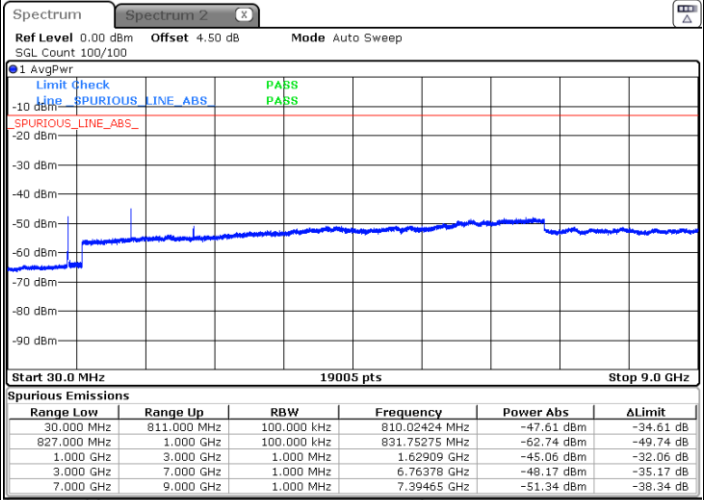
LTE Band 26 / 5MHz

Lowest Channel / QPSK



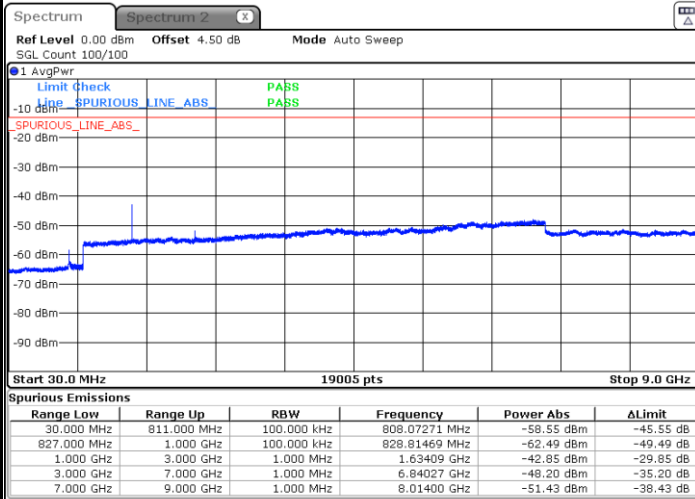
Date: 31.MAR.2019 16:59:37

Lowest Channel / 16QAM



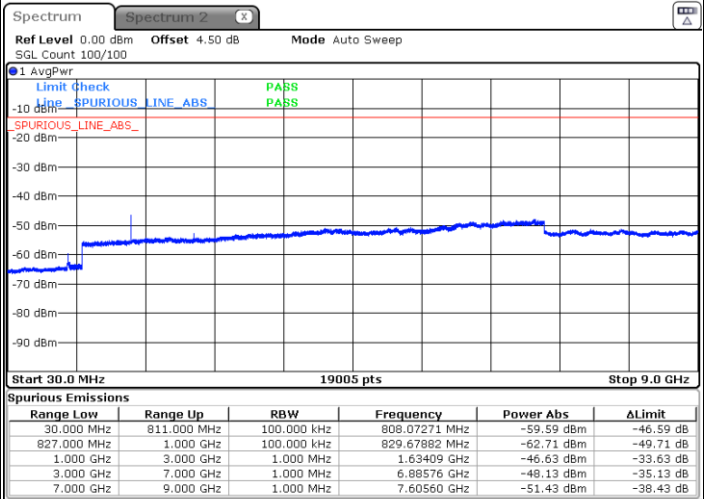
Date: 31.MAR.2019 17:00:32

Middle Channel / QPSK



Date: 31.MAR.2019 17:01:28

Middle Channel / 16QAM

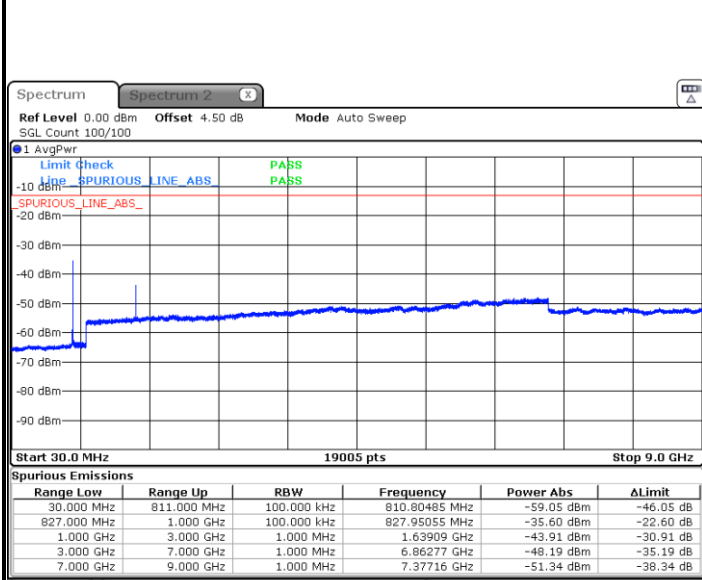


Date: 31.MAR.2019 17:02:23



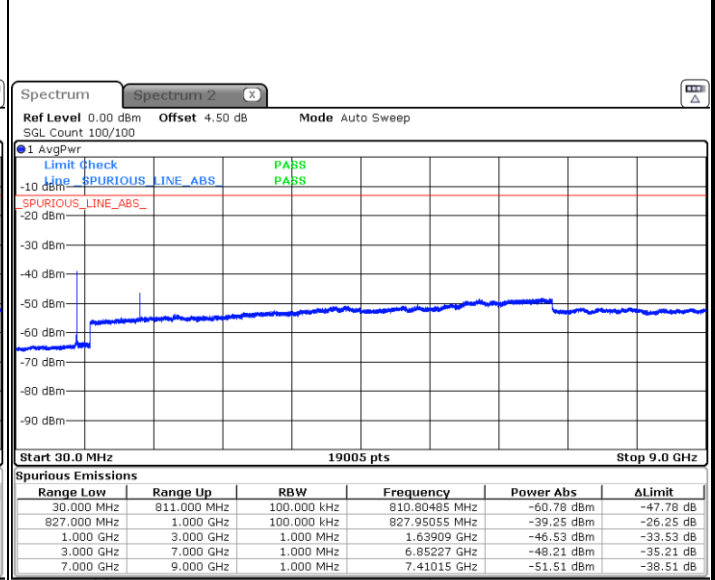
LTE Band 26 / 5MHz

Highest Channel / QPSK



Date: 31.MAR.2019 17:03:19

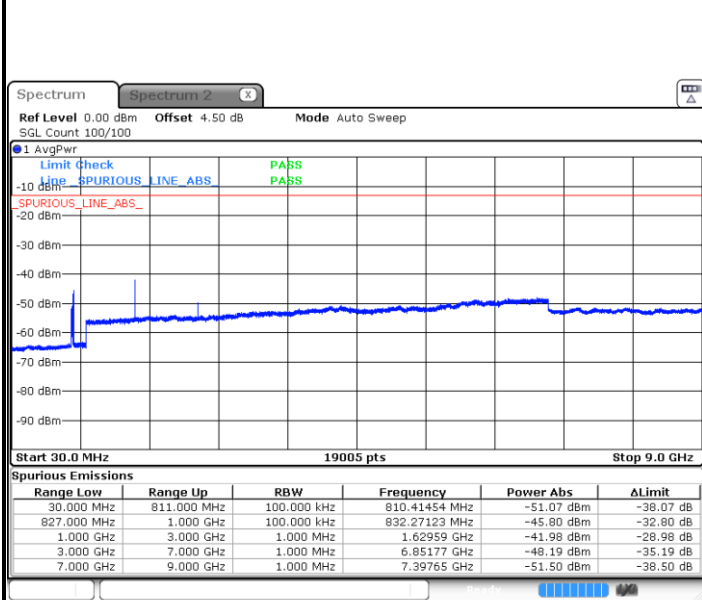
Highest Channel / 16QAM



Date: 31.MAR.2019 17:04:14

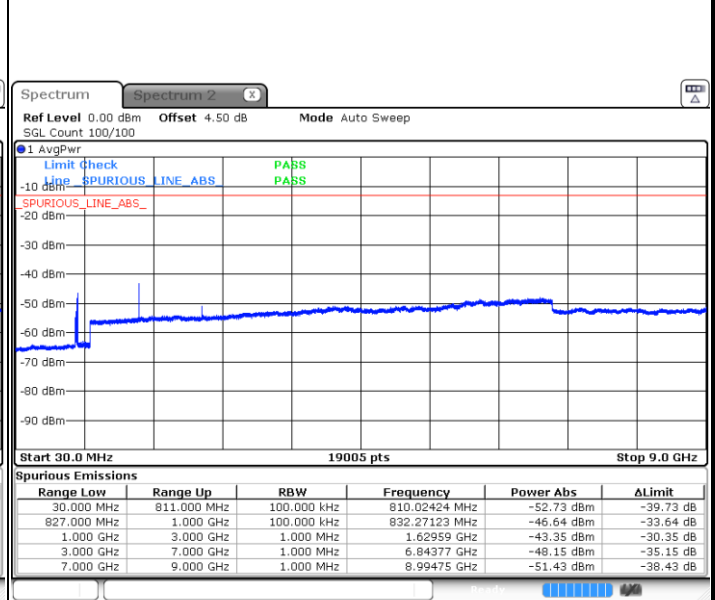
LTE Band 26 / 10MHz

Middle Channel / QPSK

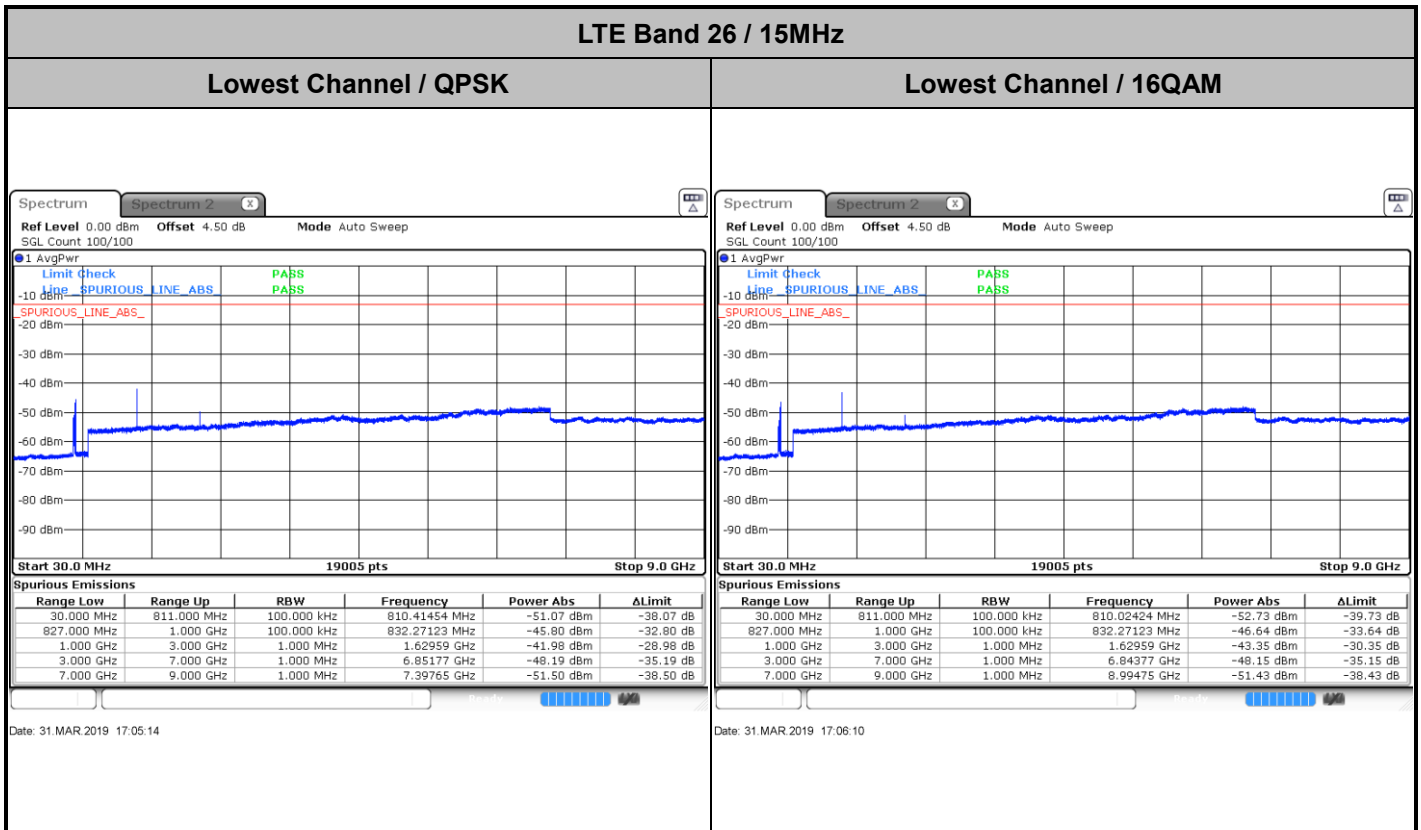


Date: 31.MAR.2019 17:05:14

Middle Channel / 16QAM



Date: 31.MAR.2019 17:06:10





Frequency Stability

Test Conditions		LTE Band 26 (QPSK) / Middle Channel	Limit
Temperature (°C)	Voltage (Volt)	BW 10MHz	2.5ppm
		Deviation (ppm)	Result
50	Normal Voltage	0.0020	PASS
40	Normal Voltage	0.0017	
30	Normal Voltage	0.0002	
20(Ref.)	Normal Voltage	0.0000	
10	Normal Voltage	0.0028	
0	Normal Voltage	0.0007	
-10	Normal Voltage	0.0003	
-20	Normal Voltage	0.0008	
-30	Normal Voltage	0.0013	
20	Maximum Voltage	0.0001	
20	Normal Voltage	0.0000	
20	Battery End Point	0.0016	

Note: Normal Voltage =3.8 V. ; Battery End Point (BEP) =3.3 V. ; Maximum Voltage =4.3 V.



Appendix B. Test Results of Radiated Test

Radiated Spurious Emission

LTE Band 26 / 1.4MHz / QPSK / RB Size 1 Offset 0									
Channel	Frequency (MHz)	ERP (dBm)	Limit (dBm)	Over Limit (dB)	SPA Reading (dBm)	S.G. Power (dBm)	TX Cable loss (dB)	TX Antenna Gain (dBi)	Polarization (H/V)
Middle	1636.74	-68.29	-13	-55.29	-77.49	-71.54	4.00	9.40	H
	2455.11	-66.15	-13	-53.15	-79.65	-69.72	4.88	10.60	H
	3273.48	-65.93	-13	-52.93	-81.55	-70.86	5.52	12.60	H
	1636.74	-68.31	-13	-55.31	-77.06	-71.56	4.00	9.40	V
	2455.11	-65.53	-13	-52.53	-79.00	-69.10	4.88	10.60	V
	3273.48	-65.77	-13	-52.77	-81.49	-70.70	5.52	12.60	V

Remark: Spurious emissions within 30-1000MHz were found more than 20dB below limit line.

LTE Band 26 / 3MHz / QPSK / RB Size 1 Offset 0									
Channel	Frequency (MHz)	ERP (dBm)	Limit (dBm)	Over Limit (dB)	SPA Reading (dBm)	S.G. Power (dBm)	TX Cable loss (dB)	TX Antenna Gain (dBi)	Polarization (H/V)
Middle	1635.3	-68.15	-13	-55.15	-77.35	-71.40	4.00	9.40	H
	2452.95	-65.15	-13	-52.15	-78.67	-68.72	4.88	10.60	H
	3270.6	-66.05	-13	-53.05	-81.67	-70.98	5.52	12.60	H
	1635.3	-67.79	-13	-54.79	-76.54	-71.04	4.00	9.40	V
	2452.95	-65.43	-13	-52.43	-78.96	-69.00	4.88	10.60	V
	3270.6	-65.61	-13	-52.61	-81.33	-70.54	5.52	12.60	V

Remark: Spurious emissions within 30-1000MHz were found more than 20dB below limit line.



LTE Band 26 / 5MHz / QPSK / RB Size 1 Offset 0									
Channel	Frequency (MHz)	ERP (dBm)	Limit (dBm)	Over Limit (dB)	SPA Reading (dBm)	S.G. Power (dBm)	TX Cable loss (dB)	TX Antenna Gain (dBi)	Polarization (H/V)
Middle	1633.5	-67.71	-13	-54.71	-76.91	-70.96	4.00	9.40	H
	2450.25	-64.17	-13	-51.17	-77.69	-67.74	4.88	10.60	H
	3267	-65.77	-13	-52.77	-81.42	-70.70	5.52	12.60	H
	1633.5	-66.15	-13	-53.15	-74.90	-69.40	4.00	9.40	V
	2450.25	-64.33	-13	-51.33	-77.86	-67.90	4.88	10.60	V
	3267	-65.51	-13	-52.51	-81.29	-70.44	5.52	12.60	V

Remark: Spurious emissions within 30-1000MHz were found more than 20dB below limit line.

LTE Band 26 / 10MHz / QPSK / RB Size 1 Offset 0									
Channel	Frequency (MHz)	ERP (dBm)	Limit (dBm)	Over Limit (dB)	SPA Reading (dBm)	S.G. Power (dBm)	TX Cable loss (dB)	TX Antenna Gain (dBi)	Polarization (H/V)
Middle	1629	-66.79	-13	-53.79	-75.99	-70.04	4.00	9.40	H
	2443.5	-64.09	-13	-51.09	-77.61	-67.66	4.88	10.60	H
	3258	-65.88	-13	-52.88	-81.53	-70.81	5.52	12.60	H
	1629	-65.42	-13	-52.42	-74.17	-68.67	4.00	9.40	V
	2443.5	-64.85	-13	-51.85	-78.38	-68.42	4.88	10.60	V
	3258	-65.79	-13	-52.79	-81.57	-70.72	5.52	12.60	V

Remark: Spurious emissions within 30-1000MHz were found more than 20dB below limit line.