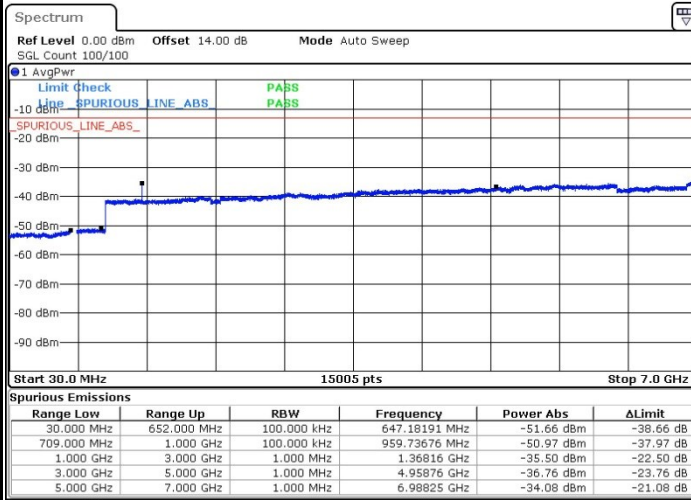




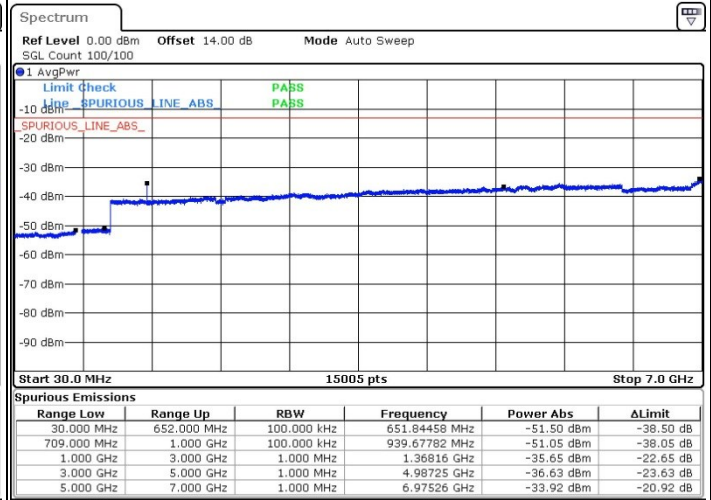
LTE Band71 / 15MHz

Highest Channel / QPSK



Date: 8.APR.2019 10:11:25

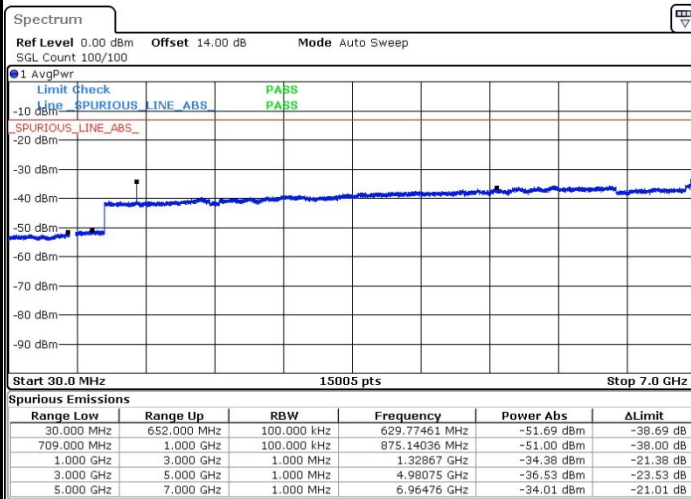
Highest Channel / 16QAM



Date: 8.APR.2019 10:09:21

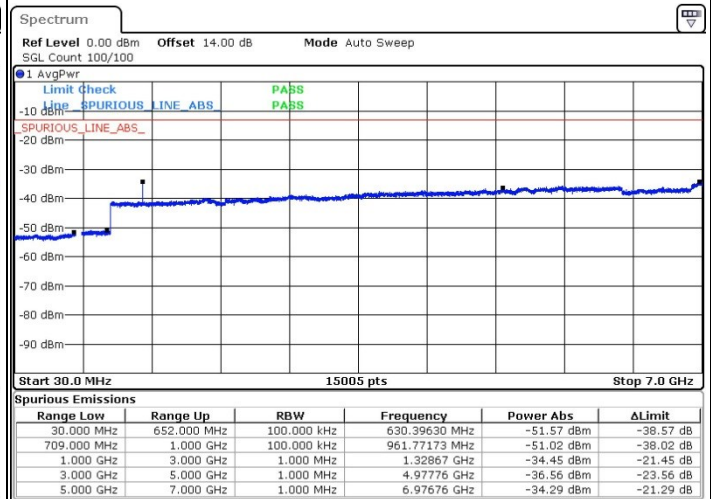
LTE Band 71 / 20MHz

Lowest Channel / QPSK



Date: 8.APR.2019 10:31:52

Lowest Channel / 16QAM



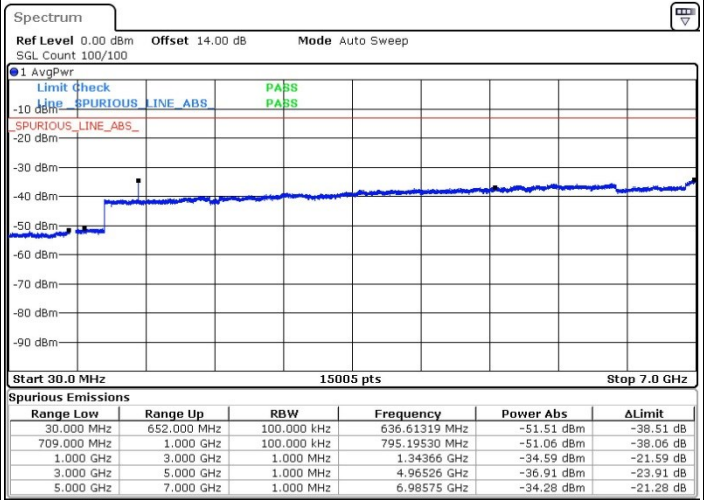
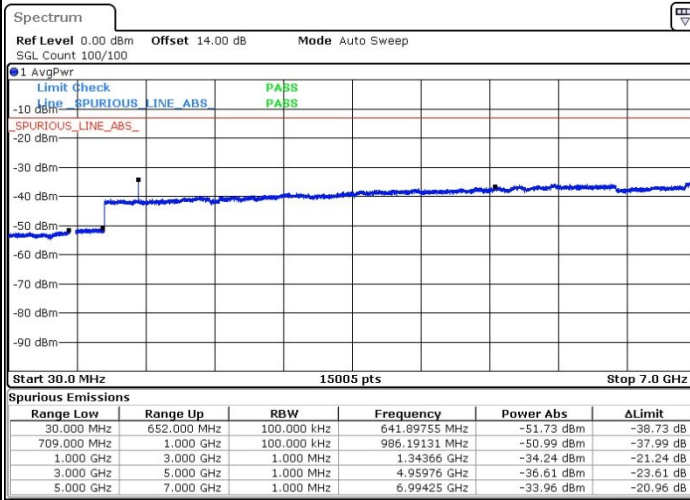
Date: 8.APR.2019 10:28:23



LTE Band 71 / 20MHz

Middle Channel / QPSK

Middle Channel / 16QAM

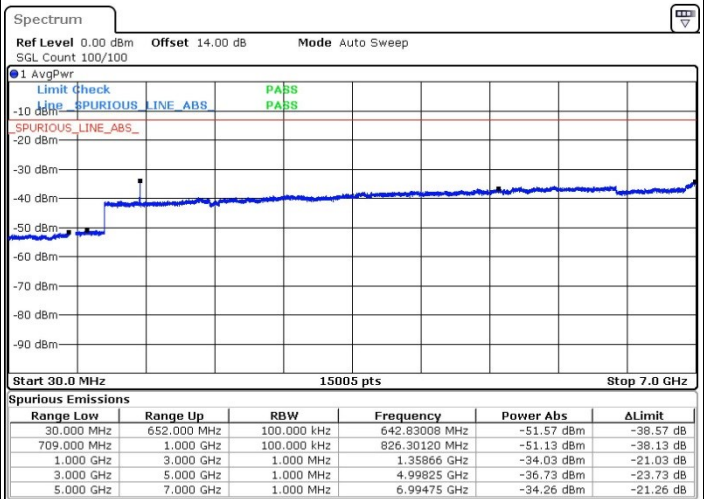
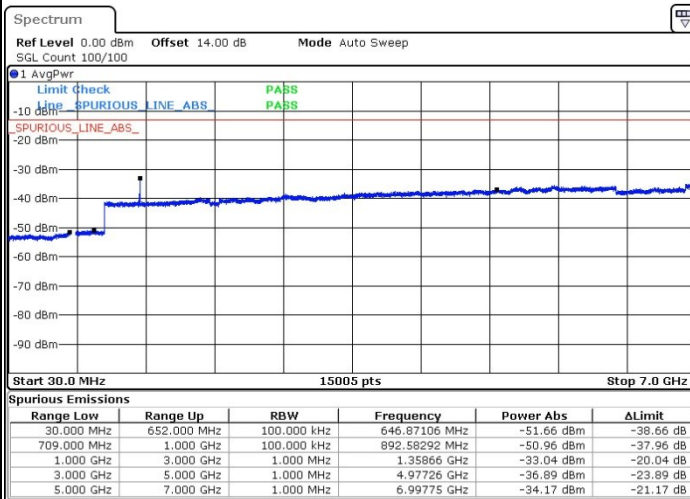


Date: 8.APR.2019 10:35:28

Date: 8.APR.2019 10:36:18

Highest Channel / QPSK

Highest Channel / 16QAM



Date: 8.APR.2019 10:48:47

Date: 8.APR.2019 10:46:04



Frequency Stability

Test Conditions		LTE Band 7 (QPSK) / Middle Channel	Limit
Temperature (°C)	Voltage (Volt)	BW 10MHz	Note 2.
		Deviation (ppm)	Result
50	Normal Voltage	0.0020	PASS
40	Normal Voltage	0.0016	
30	Normal Voltage	0.0003	
20(Ref.)	Normal Voltage	0.0000	
10	Normal Voltage	0.0028	
0	Normal Voltage	0.0007	
-10	Normal Voltage	0.0003	
-20	Normal Voltage	0.0007	
-30	Normal Voltage	0.0013	
20	Maximum Voltage	0.0001	
20	Normal Voltage	0.0000	
20	Battery End Point	0.0018	

Note:

1. Normal Voltage =3.8 V. ; Battery End Point (BEP) =3.3 V. ; Maximum Voltage =4.3 V.
2. Note: The frequency fundamental emissions stay within the authorized frequency block.



Test Conditions		LTE Band 12 (QPSK) / Middle Channel	Limit
Temperature (°C)	Voltage (Volt)	BW 10MHz	Note 2.
		Deviation (ppm)	Result
50	Normal Voltage	0.0020	PASS
40	Normal Voltage	0.0016	
30	Normal Voltage	0.0003	
20(Ref.)	Normal Voltage	0.0000	
10	Normal Voltage	0.0028	
0	Normal Voltage	0.0007	
-10	Normal Voltage	0.0003	
-20	Normal Voltage	0.0008	
-30	Normal Voltage	0.0013	
20	Maximum Voltage	0.0025	
20	Normal Voltage	0.0000	
20	Battery End Point	0.0018	

Note:

1. Normal Voltage =3.8 V. ; Battery End Point (BEP) =3.3 V. ; Maximum Voltage =4.3 V.
2. Note: The frequency fundamental emissions stay within the authorized frequency block.



Test Conditions		LTE Band 13 (QPSK) / Middle Channel	Limit
Temperature (°C)	Voltage (Volt)	BW 10MHz	Note 2.
		Deviation (ppm)	Result
50	Normal Voltage	0.0028	PASS
40	Normal Voltage	0.0014	
30	Normal Voltage	0.0022	
20(Ref.)	Normal Voltage	0.0000	
10	Normal Voltage	0.0042	
0	Normal Voltage	0.0006	
-10	Normal Voltage	0.0004	
-20	Normal Voltage	0.0018	
-30	Normal Voltage	0.0014	
20	Maximum Voltage	0.0004	
20	Normal Voltage	0.0000	
20	Battery End Point	0.0009	

Note:

1. Normal Voltage =3.8 V. ; Battery End Point (BEP) =3.3 V. ; Maximum Voltage =4.3 V.
2. Note: The frequency fundamental emissions stay within the authorized frequency block.



Test Conditions		LTE Band 25 (QPSK) / Middle Channel	Limit
Temperature (°C)	Voltage (Volt)	BW 10MHz	Note 2.
		Deviation (ppm)	Result
50	Normal Voltage	0.0020	PASS
40	Normal Voltage	0.0017	
30	Normal Voltage	0.0003	
20(Ref.)	Normal Voltage	0.0000	
10	Normal Voltage	0.0026	
0	Normal Voltage	0.0007	
-10	Normal Voltage	0.0003	
-20	Normal Voltage	0.0006	
-30	Normal Voltage	0.0013	
20	Maximum Voltage	0.0001	
20	Normal Voltage	0.0000	
20	Battery End Point	0.0018	

Note:

1. Normal Voltage =3.8 V. ; Battery End Point (BEP) =3.3 V. ; Maximum Voltage =4.3 V.
2. Note: The frequency fundamental emissions stay within the authorized frequency block.



Test Conditions		LTE Band 26 (QPSK) / Middle Channel	Limit
Temperature (°C)	Voltage (Volt)	BW 10MHz	2.5ppm
		Deviation (ppm)	Result
50	Normal Voltage	0.0020	PASS
40	Normal Voltage	0.0015	
30	Normal Voltage	0.0003	
20(Ref.)	Normal Voltage	0.0000	
10	Normal Voltage	0.0028	
0	Normal Voltage	0.0007	
-10	Normal Voltage	0.0003	
-20	Normal Voltage	0.0008	
-30	Normal Voltage	0.0013	
20	Maximum Voltage	0.0002	
20	Normal Voltage	0.0000	
20	Battery End Point	0.0018	

Note: Normal Voltage =3.8 V. ; Battery End Point (BEP) =3.3 V. ; Maximum Voltage =4.3 V.



Test Conditions		LTE Band 66 (QPSK) / Middle Channel	Limit
Temperature (°C)	Voltage (Volt)	BW 10MHz	Note 2.
		Deviation (ppm)	Result
50	Normal Voltage	0.0020	PASS
40	Normal Voltage	0.0017	
30	Normal Voltage	0.0003	
20(Ref.)	Normal Voltage	0.0000	
10	Normal Voltage	0.0029	
0	Normal Voltage	0.0007	
-10	Normal Voltage	0.0003	
-20	Normal Voltage	0.0006	
-30	Normal Voltage	0.0013	
20	Maximum Voltage	0.0003	
20	Normal Voltage	0.0000	
20	Battery End Point	0.0018	

Note:

1. Normal Voltage =3.8 V. ; Battery End Point (BEP) =3.3V. ; Maximum Voltage =4.3 V.
2. Note: The frequency fundamental emissions stay within the authorized frequency block.



Test Conditions		LTE Band 71 (QPSK) / Middle Channel	Limit
Temperature (°C)	Voltage (Volt)	BW 10MHz	Note 2.
		Deviation (ppm)	Result
50	Normal Voltage	0.0010	PASS
40	Normal Voltage	0.0027	
30	Normal Voltage	0.0001	
20(Ref.)	Normal Voltage	0.0000	
10	Normal Voltage	0.0028	
0	Normal Voltage	0.0032	
-10	Normal Voltage	0.0016	
-20	Normal Voltage	0.0014	
-30	Normal Voltage	0.0034	
20	Maximum Voltage	0.0050	
20	Normal Voltage	0.0000	
20	Battery End Point	0.0037	

Note:

1. Normal Voltage =3.8 V. ; Battery End Point (BEP) =3.3 V. ; Maximum Voltage =4.3 V.
2. Note: The frequency fundamental emissions stay within the authorized frequency block.



Appendix B. Test Results of Radiated Test

Radiated Spurious Emission

LTE Band 2 / 1.4MHz / QPSK									
Channel	Frequency (MHz)	EIRP (dBm)	Limit (dBm)	Over Limit (dB)	SPA Reading (dBm)	S.G. Power (dBm)	TX Cable loss (dB)	TX Antenna Gain (dBi)	Polarization (H/V)
Middle	3758.92	-62.37	-13	-49.37	-75.99	-69.97	5.00	12.60	H
	5638.38	-61.17	-13	-48.17	-77.77	-66.97	7.30	13.10	H
	7517.84	-60.40	-13	-47.40	-80.38	-63.97	7.73	11.30	H
	3758.92	-57.56	-13	-44.56	-71.89	-65.16	5.00	12.60	V
	5638.38	-56.47	-13	-43.47	-73	-62.27	7.30	13.10	V
	7517.84	-60.36	-13	-47.36	-80	-63.93	7.73	11.30	V

Remark: Spurious emissions within 30-1000MHz were found more than 20dB below limit line.

LTE Band 2 / 3MHz / QPSK									
Channel	Frequency (MHz)	EIRP (dBm)	Limit (dBm)	Over Limit (dB)	SPA Reading (dBm)	S.G. Power (dBm)	TX Cable loss (dB)	TX Antenna Gain (dBi)	Polarization (H/V)
Middle	3757.48	-61.32	-13	-48.32	-74.94	-68.92	5.00	12.60	H
	5636.22	-62.20	-13	-49.20	-78.80	-68.00	7.30	13.10	H
	7514.96	-60.51	-13	-47.51	-80.49	-64.08	7.73	11.30	H
	3757.48	-57.16	-13	-44.16	-71.49	-64.76	5.00	12.60	V
	5636.22	-57.38	-13	-44.38	-73.91	-63.18	7.30	13.10	V
	7514.96	-60.23	-13	-47.23	-79.87	-63.80	7.73	11.30	V

Remark: Spurious emissions within 30-1000MHz were found more than 20dB below limit line.

LTE Band 2 / 5MHz / QPSK									
Channel	Frequency (MHz)	EIRP (dBm)	Limit (dBm)	Over Limit (dB)	SPA Reading (dBm)	S.G. Power (dBm)	TX Cable loss (dB)	TX Antenna Gain (dBi)	Polarization (H/V)
Middle	3755.68	-62.06	-13	-49.06	-75.68	-69.66	5.00	12.60	H
	5633.52	-62.37	-13	-49.37	-78.97	-68.17	7.30	13.10	H
	7511.36	-60.06	-13	-47.06	-80.04	-63.63	7.73	11.30	H
	3755.68	-57.47	-13	-44.47	-71.8	-65.07	5.00	12.60	V
	5633.52	-57.73	-13	-44.73	-74.26	-63.53	7.30	13.10	V
	7511.36	-60.48	-13	-47.48	-80.12	-64.05	7.73	11.30	V

Remark: Spurious emissions within 30-1000MHz were found more than 20dB below limit line.



LTE Band 2 / 10MHz / QPSK									
Channel	Frequency (MHz)	EIRP (dBm)	Limit (dBm)	Over Limit (dB)	SPA Reading (dBm)	S.G. Power (dBm)	TX Cable loss (dB)	TX Antenna Gain (dBi)	Polarization (H/V)
Middle	3751.18	-61.76	-13	-48.76	-75.38	-69.36	5.00	12.60	H
	5626.77	-61.75	-13	-48.75	-78.35	-67.55	7.30	13.10	H
	7502.00	-60.20	-13	-47.20	-80.18	-63.77	7.73	11.30	H
	3751.18	-57.33	-13	-44.33	-71.66	-64.93	5.00	12.60	V
	5626.77	-57.53	-13	-44.53	-74.06	-63.33	7.30	13.10	V
	7502.00	-60.41	-13	-47.41	-80.05	-63.98	7.73	11.30	V

Remark: Spurious emissions within 30-1000MHz were found more than 20dB below limit line.

LTE Band 2 / 15MHz / QPSK									
Channel	Frequency (MHz)	EIRP (dBm)	Limit (dBm)	Over Limit (dB)	SPA Reading (dBm)	S.G. Power (dBm)	TX Cable loss (dB)	TX Antenna Gain (dBi)	Polarization (H/V)
Middle	3746.68	-62.08	-13	-49.08	-75.70	-69.68	5.00	12.60	H
	5620.02	-60.77	-13	-47.77	-77.37	-66.57	7.30	13.10	H
	7493.36	-60.39	-13	-47.39	-80.37	-63.96	7.73	11.30	H
	3746.68	-57.26	-13	-44.26	-71.59	-64.86	5.00	12.60	V
	5620.02	-56.30	-13	-43.30	-72.83	-62.10	7.30	13.10	V
	7493.36	-60.62	-13	-47.62	-80.26	-64.19	7.73	11.30	V

Remark: Spurious emissions within 30-1000MHz were found more than 20dB below limit line.

LTE Band 2 / 20MHz / QPSK									
Channel	Frequency (MHz)	EIRP (dBm)	Limit (dBm)	Over Limit (dB)	SPA Reading (dBm)	S.G. Power (dBm)	TX Cable loss (dB)	TX Antenna Gain (dBi)	Polarization (H/V)
Middle	3742.18	-62.13	-13	-49.13	-75.75	-69.73	5.00	12.60	H
	5613.27	-61.13	-13	-48.13	-77.73	-66.93	7.30	13.10	H
	7484.36	-60.24	-13	-47.24	-80.22	-63.81	7.73	11.30	H
	3742.18	-58.60	-13	-45.60	-72.93	-66.20	5.00	12.60	V
	5613.27	-56.52	-13	-43.52	-73.05	-62.32	7.30	13.10	V
	7484.36	-60.33	-13	-47.33	-79.97	-63.90	7.73	11.30	V

Remark: Spurious emissions within 30-1000MHz were found more than 20dB below limit line.



LTE Band 4 / 1.4MHz / QPSK									
Channel	Frequency (MHz)	EIRP (dBm)	Limit (dBm)	Over Limit (dB)	SPA Reading (dBm)	S.G. Power (dBm)	TX Cable loss (dB)	TX Antenna Gain (dBi)	Polarization (H/V)
Middle	3463.74	-55.59	-13	-42.59	-69.29	-63.56	4.63	12.60	H
	5195.61	-60.47	-13	-47.47	-78.40	-66.92	6.25	12.70	H
	6927.48	-60.82	-13	-47.82	-80.44	-65.59	8.23	13.00	H
	3463.74	-55.29	-13	-42.29	-66.7	-63.26	4.63	12.60	V
	5195.61	-60.95	-13	-47.95	-74.56	-67.40	6.25	12.70	V
	6927.48	-61.17	-13	-48.17	-80.29	-65.94	8.23	13.00	V

Remark: Spurious emissions within 30-1000MHz were found more than 20dB below limit line.

LTE Band 4 / 3MHz / QPSK									
Channel	Frequency (MHz)	EIRP (dBm)	Limit (dBm)	Over Limit (dB)	SPA Reading (dBm)	S.G. Power (dBm)	TX Cable loss (dB)	TX Antenna Gain (dBi)	Polarization (H/V)
Middle	3462.48	-58.16	-13	-45.16	-71.86	-66.13	4.63	12.60	H
	5193.72	-60.61	-13	-47.61	-78.54	-67.06	6.25	12.70	H
	6924.96	-60.85	-13	-47.85	-80.47	-65.62	8.23	13.00	H
	3462.48	-56.79	-13	-43.79	-68.2	-64.76	4.63	12.60	V
	5193.72	-63.22	-13	-50.22	-76.83	-69.67	6.25	12.70	V
	6924.96	-61.48	-13	-48.48	-80.6	-66.25	8.23	13.00	V

Remark: Spurious emissions within 30-1000MHz were found more than 20dB below limit line.

LTE Band 4 / 5MHz / QPSK									
Channel	Frequency (MHz)	EIRP (dBm)	Limit (dBm)	Over Limit (dB)	SPA Reading (dBm)	S.G. Power (dBm)	TX Cable loss (dB)	TX Antenna Gain (dBi)	Polarization (H/V)
Middle	3460.68	-57.62	-13	-44.62	-71.32	-65.59	4.63	12.60	H
	5191.02	-60.74	-13	-47.74	-78.67	-67.19	6.25	12.70	H
	6921.36	-61.00	-13	-48.00	-80.62	-65.77	8.23	13.00	H
	3460.68	-56.88	-13	-43.88	-68.29	-64.85	4.63	12.60	V
	5191.02	-63.17	-13	-50.17	-76.78	-69.62	6.25	12.70	V
	6921.36	-61.27	-13	-48.27	-80.39	-66.04	8.23	13.00	V

Remark: Spurious emissions within 30-1000MHz were found more than 20dB below limit line.



LTE Band 4 / 10MHz / QPSK									
Channel	Frequency (MHz)	EIRP (dBm)	Limit (dBm)	Over Limit (dB)	SPA Reading (dBm)	S.G. Power (dBm)	TX Cable loss (dB)	TX Antenna Gain (dBi)	Polarization (H/V)
Middle	3456.18	-58.62	-13	-45.62	-72.32	-66.59	4.63	12.60	H
	5184.27	-62.12	-13	-49.12	-80.05	-68.57	6.25	12.70	H
	6912.36	-60.83	-13	-47.83	-80.45	-65.60	8.23	13.00	H
	3456.18	-56.36	-13	-43.36	-67.77	-64.33	4.63	12.60	V
	5184.27	-63.76	-13	-50.76	-77.37	-70.21	6.25	12.70	V
	6912.36	-60.91	-13	-47.91	-80.03	-65.68	8.23	13.00	V

Remark: Spurious emissions within 30-1000MHz were found more than 20dB below limit line.

LTE Band 4 / 15MHz / QPSK									
Channel	Frequency (MHz)	EIRP (dBm)	Limit (dBm)	Over Limit (dB)	SPA Reading (dBm)	S.G. Power (dBm)	TX Cable loss (dB)	TX Antenna Gain (dBi)	Polarization (H/V)
Middle	3451.68	-55.16	-13	-42.16	-68.86	-63.13	4.63	12.60	H
	5177.52	-60.88	-13	-47.88	-78.81	-67.33	6.25	12.70	H
	6903.36	-60.96	-13	-47.96	-80.58	-65.73	8.23	13.00	H
	3451.68	-54.74	-13	-41.74	-66.15	-62.71	4.63	12.60	V
	5177.52	-61.93	-13	-48.93	-75.54	-68.38	6.25	12.70	V
	6903.36	-61.47	-13	-48.47	-80.59	-66.24	8.23	13.00	V

Remark: Spurious emissions within 30-1000MHz were found more than 20dB below limit line.

LTE Band 4 / 20MHz / QPSK									
Channel	Frequency (MHz)	EIRP (dBm)	Limit (dBm)	Over Limit (dB)	SPA Reading (dBm)	S.G. Power (dBm)	TX Cable loss (dB)	TX Antenna Gain (dBi)	Polarization (H/V)
Middle	3447.18	-54.54	-13	-41.54	-68.24	-62.51	4.63	12.60	H
	5170.77	-59.51	-13	-46.51	-77.44	-65.96	6.25	12.70	H
	6894.36	-61.10	-13	-48.10	-80.72	-65.87	8.23	13.00	H
	3447.18	-54.36	-13	-41.36	-65.77	-62.33	4.63	12.60	V
	5170.77	-60.72	-13	-47.72	-74.33	-67.17	6.25	12.70	V
	6894.36	-61.50	-13	-48.50	-80.62	-66.27	8.23	13.00	V

Remark: Spurious emissions within 30-1000MHz were found more than 20dB below limit line.



LTE Band 5 / 1.4MHz / QPSK									
Channel	Frequency (MHz)	ERP (dBm)	Limit (dBm)	Over Limit (dB)	SPA Reading (dBm)	S.G. Power (dBm)	TX Cable loss (dB)	TX Antenna Gain (dBi)	Polarization (H/V)
Middle	1671.92	-72.40	-13	-59.40	-74.11	-76.77	2.88	9.40	H
	2507.88	-70.65	-13	-57.65	-76.71	-75.60	3.50	10.60	H
	3343.84	-69.83	-13	-56.83	-77.83	-75.65	4.63	12.60	H
	1671.92	-69.99	-13	-56.99	-71.83	-74.36	2.88	9.40	V
	2507.88	-70.60	-13	-57.60	-76.55	-75.55	3.50	10.60	V
	3343.84	-69.71	-13	-56.71	-77.74	-75.53	4.63	12.60	V

Remark: Spurious emissions within 30-1000MHz were found more than 20dB below limit line.

LTE Band 5 / 3MHz / QPSK									
Channel	Frequency (MHz)	ERP (dBm)	Limit (dBm)	Over Limit (dB)	SPA Reading (dBm)	S.G. Power (dBm)	TX Cable loss (dB)	TX Antenna Gain (dBi)	Polarization (H/V)
Middle	1670.48	-72.16	-13	-59.16	-73.87	-76.53	2.88	9.40	H
	2505.72	-70.33	-13	-57.33	-76.39	-75.28	3.50	10.60	H
	3340.96	-69.86	-13	-56.86	-77.86	-75.68	4.63	12.60	H
	1670.48	-70.16	-13	-57.16	-72.00	-74.53	2.88	9.40	V
	2505.72	-70.48	-13	-57.48	-76.43	-75.43	3.50	10.60	V
	3340.96	-69.81	-13	-56.81	-77.84	-75.63	4.63	12.60	V

Remark: Spurious emissions within 30-1000MHz were found more than 20dB below limit line.

LTE Band 5 / 5MHz / QPSK									
Channel	Frequency (MHz)	ERP (dBm)	Limit (dBm)	Over Limit (dB)	SPA Reading (dBm)	S.G. Power (dBm)	TX Cable loss (dB)	TX Antenna Gain (dBi)	Polarization (H/V)
Middle	1668.68	-72.14	-13	-59.14	-73.85	-76.51	2.88	9.40	H
	2503.02	-70.18	-13	-57.18	-76.24	-75.13	3.50	10.60	H
	3337.36	-69.84	-13	-56.84	-77.84	-75.66	4.63	12.60	H
	1668.68	-71.19	-13	-58.19	-73.03	-75.56	2.88	9.40	V
	2503.02	-70.29	-13	-57.29	-76.24	-75.24	3.50	10.60	V
	3337.36	-69.66	-13	-56.66	-77.69	-75.48	4.63	12.60	V

Remark: Spurious emissions within 30-1000MHz were found more than 20dB below limit line.



LTE Band 5 / 10MHz / QPSK									
Channel	Frequency (MHz)	ERP (dBm)	Limit (dBm)	Over Limit (dB)	SPA Reading (dBm)	S.G. Power (dBm)	TX Cable loss (dB)	TX Antenna Gain (dBi)	Polarization (H/V)
Middle	1664.08	-70.73	-13	-57.73	-72.44	-75.10	2.88	9.40	H
	2496.27	-70.21	-13	-57.21	-76.27	-75.16	3.50	10.60	H
	3328.36	-69.84	-13	-56.84	-77.84	-75.66	4.63	12.60	H
	1664.08	-68.59	-13	-55.59	-70.43	-72.96	2.88	9.40	V
	2496.27	-70.32	-13	-57.32	-76.27	-75.27	3.50	10.60	V
	3328.36	-69.86	-13	-56.86	-77.89	-75.68	4.63	12.60	V

Remark: Spurious emissions within 30-1000MHz were found more than 20dB below limit line.



LTE Band 7 / 5MHz / QPSK									
Channel	Frequency (MHz)	EIRP (dBm)	Limit (dBm)	Over Limit (dB)	SPA Reading (dBm)	S.G. Power (dBm)	TX Cable loss (dB)	TX Antenna Gain (dBi)	Polarization (H/V)
Middle	5065.68	-58.55	-25	-33.55	-78.55	-64.11	7.14	12.70	H
	7598.52	-55.60	-25	-30.60	-81.60	-58.90	8.30	11.60	H
	10131.36	-54.51	-25	-29.51	-84.73	-56.03	10.48	12.00	H
	5065.68	-53.04	-25	-28.04	-73.46	-58.60	7.14	12.70	V
	7598.52	-51.26	-25	-26.26	-77.13	-54.56	8.30	11.60	V
	10131.36	-55.32	-25	-30.32	-84.82	-56.84	10.48	12.00	V

Remark: Spurious emissions within 30-1000MHz were found more than 20dB below limit line.

LTE Band 7 / 10MHz / QPSK									
Channel	Frequency (MHz)	EIRP (dBm)	Limit (dBm)	Over Limit (dB)	SPA Reading (dBm)	S.G. Power (dBm)	TX Cable loss (dB)	TX Antenna Gain (dBi)	Polarization (H/V)
Middle	5061.18	-57.97	-25	-32.97	-77.97	-63.53	7.14	12.70	H
	7591.77	-55.13	-25	-30.13	-81.13	-58.43	8.30	11.60	H
	10122.36	-54.72	-25	-29.72	-84.94	-56.24	10.48	12.00	H
	5061.18	-53.15	-25	-28.15	-73.57	-58.71	7.14	12.70	V
	7591.77	-50.68	-25	-25.68	-76.55	-53.98	8.30	11.60	V
	10122.36	-55.31	-25	-30.31	-84.81	-56.83	10.48	12.00	V

Remark: Spurious emissions within 30-1000MHz were found more than 20dB below limit line.

LTE Band 7 / 15MHz / QPSK									
Channel	Frequency (MHz)	EIRP (dBm)	Limit (dBm)	Over Limit (dB)	SPA Reading (dBm)	S.G. Power (dBm)	TX Cable loss (dB)	TX Antenna Gain (dBi)	Polarization (H/V)
Middle	5056.68	-58.49	-25	-33.49	-78.49	-64.05	7.14	12.70	H
	7585.02	-56.00	-25	-31.00	-82.07	-59.30	8.30	11.60	H
	10113.36	-54.71	-25	-29.71	-84.94	-56.23	10.48	12.00	H
	5056.68	-52.60	-25	-27.60	-73.02	-58.16	7.14	12.70	V
	7585.02	-51.85	-25	-26.85	-77.77	-55.15	8.30	11.60	V
	10113.36	-55.11	-25	-30.11	-84.59	-56.63	10.48	12.00	V

Remark: Spurious emissions within 30-1000MHz were found more than 20dB below limit line.



LTE Band 7 / 20MHz / QPSK									
Channel	Frequency (MHz)	EIRP (dBm)	Limit (dBm)	Over Limit (dB)	SPA Reading (dBm)	S.G. Power (dBm)	TX Cable loss (dB)	TX Antenna Gain (dBi)	Polarization (H/V)
Middle	5052.18	-57.93	-25	-32.93	-77.91	-63.49	7.14	12.70	H
	7578.27	-55.68	-25	-30.68	-81.75	-58.98	8.30	11.60	H
	10104.36	-54.44	-25	-29.44	-84.67	-55.96	10.48	12.00	H
	5052.18	-51.94	-25	-26.94	-72.34	-57.50	7.14	12.70	V
	7578.27	-52.67	-25	-27.67	-78.59	-55.97	8.30	11.60	V
	10104.36	-55.58	-25	-30.58	-85.06	-57.10	10.48	12.00	V

Remark: Spurious emissions within 30-1000MHz were found more than 20dB below limit line.



LTE Band 12 / 1.4MHz / QPSK									
Channel	Frequency (MHz)	ERP (dBm)	Limit (dBm)	Over Limit (dB)	SPA Reading (dBm)	S.G. Power (dBm)	TX Cable loss (dB)	TX Antenna Gain (dBi)	Polarization (H/V)
Middle	1413.74	-56.15	-13	-43.15	-59.55	-59.12	2.88	8.00	H
	2120.61	-60.65	-13	-47.65	-66.85	-65.65	3.25	10.40	H
	2827.48	-68.04	-13	-55.04	-76.53	-73.52	3.87	11.50	H
	1413.74	-60.74	-13	-47.74	-64.18	-63.71	2.88	8.00	V
	2120.61	-65.84	-13	-52.84	-70.23	-70.84	3.25	10.40	V
	2827.48	-69.35	-13	-56.35	-76.72	-74.83	3.87	11.50	V

Remark: Spurious emissions within 30-1000MHz were found more than 20dB below limit line.

LTE Band 12 / 3MHz / QPSK									
Channel	Frequency (MHz)	ERP (dBm)	Limit (dBm)	Over Limit (dB)	SPA Reading (dBm)	S.G. Power (dBm)	TX Cable loss (dB)	TX Antenna Gain (dBi)	Polarization (H/V)
Middle	1412.3	-56.80	-13	-43.80	-60.20	-59.77	2.88	8.00	H
	2118.45	-61.32	-13	-48.32	-67.52	-66.32	3.25	10.40	H
	2824.6	-67.75	-13	-54.75	-76.24	-73.23	3.87	11.50	H
	1412.3	-60.87	-13	-47.87	-64.31	-63.84	2.88	8.00	V
	2118.45	-66.29	-13	-53.29	-70.68	-71.29	3.25	10.40	V
	2824.6	-69.31	-13	-56.31	-76.68	-74.79	3.87	11.50	V

Remark: Spurious emissions within 30-1000MHz were found more than 20dB below limit line.

LTE Band 12 / 5MHz / QPSK									
Channel	Frequency (MHz)	ERP (dBm)	Limit (dBm)	Over Limit (dB)	SPA Reading (dBm)	S.G. Power (dBm)	TX Cable loss (dB)	TX Antenna Gain (dBi)	Polarization (H/V)
Middle	1410.5	-54.76	-13	-41.76	-58.16	-57.73	2.88	8.00	H
	2115.75	-63.85	-13	-50.85	-70.05	-68.85	3.25	10.40	H
	2821	-66.84	-13	-53.84	-75.33	-72.32	3.87	11.50	H
	1410.5	-59.45	-13	-46.45	-62.89	-62.42	2.88	8.00	V
	2115.75	-67.57	-13	-54.57	-71.96	-72.57	3.25	10.40	V
	2821	-69.32	-13	-56.32	-76.69	-74.80	3.87	11.50	V

Remark: Spurious emissions within 30-1000MHz were found more than 20dB below limit line.



LTE Band 12 / 10MHz / QPSK									
Channel	Frequency (MHz)	ERP (dBm)	Limit (dBm)	Over Limit (dB)	SPA Reading (dBm)	S.G. Power (dBm)	TX Cable loss (dB)	TX Antenna Gain (dBi)	Polarization (H/V)
Middle	1406	-53.68	-13	-40.68	-57.08	-56.65	2.88	8.00	H
	2109	-58.52	-13	-45.52	-64.72	-63.52	3.25	10.40	H
	2812	-66.34	-13	-53.34	-74.83	-71.82	3.87	11.50	H
	1406	-56.88	-13	-43.88	-60.32	-59.85	2.88	8.00	V
	2109	-63.19	-13	-50.19	-67.58	-68.19	3.25	10.40	V
	2812	-69.23	-13	-56.23	-76.60	-74.71	3.87	11.50	V

Remark: Spurious emissions within 30-1000MHz were found more than 20dB below limit line.



LTE Band 13 / 5MHz / QPSK									
Channel	Frequency (MHz)	ERP (dBm)	Limit (dBm)	Over Limit (dB)	SPA Reading (dBm)	S.G. Power (dBm)	TX Cable loss (dB)	TX Antenna Gain (dBi)	Polarization (H/V)
Middle	1559.5	-75.30	-42.15	-33.15	-77.01	-79.83	2.68	9.36	H
	2339.25	-72.02	-13	-59.02	-78.08	-78.02	2.36	10.51	H
	3119	-71.27	-13	-58.27	-79.27	-77.15	4.49	12.52	H
	1559.5	-74.55	-42.15	-32.40	-76.39	-79.08	2.68	9.36	V
	2339.25	-72.18	-13	-59.18	-78.13	-78.18	2.36	10.51	V
	3119	-71.10	-13	-58.10	-79.13	-76.98	4.49	12.52	V

Remark: Spurious emissions within 30-1000MHz were found more than 20dB below limit line.

LTE Band 13 / 10MHz / QPSK									
Channel	Frequency (MHz)	ERP (dBm)	Limit (dBm)	Over Limit (dB)	SPA Reading (dBm)	S.G. Power (dBm)	TX Cable loss (dB)	TX Antenna Gain (dBi)	Polarization (H/V)
Middle	1559.5	-75.09	-42.15	-32.94	-76.80	-79.62	2.68	9.36	H
	2339.25	-71.86	-13	-58.86	-77.92	-77.86	2.36	10.51	H
	3119	-70.89	-13	-57.89	-78.89	-76.77	4.49	12.52	H
	1559.5	-74.08	-42.15	-31.93	-75.92	-78.61	2.68	9.36	V
	2339.25	-71.85	-13	-58.85	-77.80	-77.85	2.36	10.51	V
	3119	-70.93	-13	-57.93	-78.96	-76.81	4.49	12.52	V

Remark: Spurious emissions within 30-1000MHz were found more than 20dB below limit line.



LTE Band 25 / 1.4MHz / QPSK									
Channel	Frequency (MHz)	EIRP (dBm)	Limit (dBm)	Over Limit (dB)	SPA Reading (dBm)	S.G. Power (dBm)	TX Cable loss (dB)	TX Antenna Gain (dBi)	Polarization (H/V)
Middle	3763.74	-61.34	-13	-48.34	-74.96	-68.94	5.00	12.60	H
	5645.61	-61.25	-13	-48.25	-77.85	-67.05	7.30	13.10	H
	7527.48	-60.52	-13	-47.52	-80.50	-64.09	7.73	11.30	H
	3763.74	-59.13	-13	-46.13	-73.46	-66.73	5.00	12.60	V
	5645.61	-59.86	-13	-46.86	-76.39	-65.66	7.30	13.10	V
	7527.48	-60.73	-13	-47.73	-80.37	-64.30	7.73	11.30	V

Remark: Spurious emissions within 30-1000MHz were found more than 20dB below limit line.

LTE Band 25 / 3MHz / QPSK									
Channel	Frequency (MHz)	EIRP (dBm)	Limit (dBm)	Over Limit (dB)	SPA Reading (dBm)	S.G. Power (dBm)	TX Cable loss (dB)	TX Antenna Gain (dBi)	Polarization (H/V)
Middle	3762.30	-61.63	-13	-48.63	-75.25	-69.23	5.00	12.60	H
	5643.45	-60.72	-13	-47.72	-77.32	-66.52	7.30	13.10	H
	7524.60	-60.40	-13	-47.40	-80.38	-63.97	7.73	11.30	H
	3762.30	-58.54	-13	-45.54	-72.87	-66.14	5.00	12.60	V
	5643.45	-58.53	-13	-45.53	-75.06	-64.33	7.30	13.10	V
	7524.60	-60.66	-13	-47.66	-80.3	-64.23	7.73	11.30	V

Remark: Spurious emissions within 30-1000MHz were found more than 20dB below limit line.

LTE Band 25 / 5MHz / QPSK									
Channel	Frequency (MHz)	EIRP (dBm)	Limit (dBm)	Over Limit (dB)	SPA Reading (dBm)	S.G. Power (dBm)	TX Cable loss (dB)	TX Antenna Gain (dBi)	Polarization (H/V)
Middle	3760.50	-60.42	-13	-47.42	-74.04	-68.02	5.00	12.60	H
	5640.75	-61.68	-13	-48.68	-78.28	-67.48	7.30	13.10	H
	7521.00	-60.75	-13	-47.75	-80.73	-64.32	7.73	11.30	H
	3760.50	-57.62	-13	-44.62	-71.95	-65.22	5.00	12.60	V
	5640.75	-58.93	-13	-45.93	-75.46	-64.73	7.30	13.10	V
	7521.00	-60.96	-13	-47.96	-80.6	-64.53	7.73	11.30	V

Remark: Spurious emissions within 30-1000MHz were found more than 20dB below limit line.



LTE Band 25 / 10MHz / QPSK									
Channel	Frequency (MHz)	EIRP (dBm)	Limit (dBm)	Over Limit (dB)	SPA Reading (dBm)	S.G. Power (dBm)	TX Cable loss (dB)	TX Antenna Gain (dBi)	Polarization (H/V)
Middle	3756.00	-59.89	-13	-46.89	-73.51	-67.49	5.00	12.60	H
	5634.00	-60.32	-13	-47.32	-76.92	-66.12	7.30	13.10	H
	7512.00	-60.38	-13	-47.38	-80.36	-63.95	7.73	11.30	H
	3756.00	-58.03	-13	-45.03	-72.36	-65.63	5.00	12.60	V
	5634.00	-59.54	-13	-46.54	-76.07	-65.34	7.30	13.10	V
	7512.00	-60.75	-13	-47.75	-80.39	-64.32	7.73	11.30	V

Remark: Spurious emissions within 30-1000MHz were found more than 20dB below limit line.

LTE Band 25 / 15MHz / QPSK									
Channel	Frequency (MHz)	EIRP (dBm)	Limit (dBm)	Over Limit (dB)	SPA Reading (dBm)	S.G. Power (dBm)	TX Cable loss (dB)	TX Antenna Gain (dBi)	Polarization (H/V)
Middle	3751.50	-60.93	-13	-47.93	-74.55	-68.53	5.00	12.60	H
	5627.25	-62.22	-13	-49.22	-78.82	-68.02	7.30	13.10	H
	7503.00	-60.58	-13	-47.58	-80.56	-64.15	7.73	11.30	H
	3751.50	-57.14	-13	-44.14	-71.47	-64.74	5.00	12.60	V
	5627.25	-58.76	-13	-45.76	-75.29	-64.56	7.30	13.10	V
	7503.00	-60.92	-13	-47.92	-80.56	-64.49	7.73	11.30	V

Remark: Spurious emissions within 30-1000MHz were found more than 20dB below limit line.

LTE Band 25 / 20MHz / QPSK									
Channel	Frequency (MHz)	EIRP (dBm)	Limit (dBm)	Over Limit (dB)	SPA Reading (dBm)	S.G. Power (dBm)	TX Cable loss (dB)	TX Antenna Gain (dBi)	Polarization (H/V)
Middle	3747.00	-60.63	-13	-47.63	-74.25	-68.23	5.00	12.60	H
	5620.50	-60.86	-13	-47.86	-77.46	-66.66	7.30	13.10	H
	7494.00	-60.46	-13	-47.46	-80.44	-64.03	7.73	11.30	H
	3747.00	-56.91	-13	-43.91	-71.24	-64.51	5.00	12.60	V
	5620.50	-56.32	-13	-43.32	-72.85	-62.12	7.30	13.10	V
	7494.00	-60.59	-13	-47.59	-80.23	-64.16	7.73	11.30	V

Remark: Spurious emissions within 30-1000MHz were found more than 20dB below limit line.



LTE Band 26 / 1.4MHz / QPSK									
Channel	Frequency (MHz)	ERP (dBm)	Limit (dBm)	Over Limit (dB)	SPA Reading (dBm)	S.G. Power (dBm)	TX Cable loss (dB)	TX Antenna Gain (dBi)	Polarization (H/V)
Middle	1671.74	-67.45	-13	-54.45	-76.30	-70.70	4.00	9.40	H
	2507.61	-63.82	-13	-50.82	-77.30	-67.39	4.88	10.60	H
	3343.48	-66.03	-13	-53.03	-81.50	-70.96	5.52	12.60	H
	1671.74	-66.63	-13	-53.63	-75.27	-69.88	4.00	9.40	V
	2507.61	-63.62	-13	-50.62	-76.95	-67.19	4.88	10.60	V
	3343.48	-66.10	-13	-53.10	-81.57	-71.03	5.52	12.60	V

Remark: Spurious emissions within 30-1000MHz were found more than 20dB below limit line.

LTE Band 26 / 3MHz / QPSK									
Channel	Frequency (MHz)	ERP (dBm)	Limit (dBm)	Over Limit (dB)	SPA Reading (dBm)	S.G. Power (dBm)	TX Cable loss (dB)	TX Antenna Gain (dBi)	Polarization (H/V)
Middle	1670.3	-67.58	-13	-54.58	-76.55	-70.83	4.00	9.40	H
	2505.45	-63.36	-13	-50.36	-76.84	-66.93	4.88	10.60	H
	3340.6	-66.16	-13	-53.16	-81.63	-71.09	5.52	12.60	H
	1670.3	-67.53	-13	-54.53	-76.22	-70.78	4.00	9.40	V
	2505.45	-62.59	-13	-49.59	-75.92	-66.16	4.88	10.60	V
	3340.6	-66.42	-13	-53.42	-81.89	-71.35	5.52	12.60	V

Remark: Spurious emissions within 30-1000MHz were found more than 20dB below limit line.

LTE Band 26 / 5MHz / QPSK									
Channel	Frequency (MHz)	ERP (dBm)	Limit (dBm)	Over Limit (dB)	SPA Reading (dBm)	S.G. Power (dBm)	TX Cable loss (dB)	TX Antenna Gain (dBi)	Polarization (H/V)
Middle	1668.5	-68.03	-13	-55.03	-77.00	-71.28	4.00	9.40	H
	2502.75	-64.36	-13	-51.36	-77.86	-67.93	4.88	10.60	H
	3337	-66.14	-13	-53.14	-81.64	-71.07	5.52	12.60	H
	1668.5	-66.97	-13	-53.97	-75.66	-70.22	4.00	9.40	V
	2502.75	-65.44	-13	-52.44	-78.83	-69.01	4.88	10.60	V
	3337	-66.09	-13	-53.09	-81.62	-71.02	5.52	12.60	V

Remark: Spurious emissions within 30-1000MHz were found more than 20dB below limit line.



LTE Band 26 / 10MHz / QPSK									
Channel	Frequency (MHz)	ERP (dBm)	Limit (dBm)	Over Limit (dB)	SPA Reading (dBm)	S.G. Power (dBm)	TX Cable loss (dB)	TX Antenna Gain (dBi)	Polarization (H/V)
Middle	1664	-67.57	-13	-54.57	-76.54	-70.82	4.00	9.40	H
	2496	-64.62	-13	-51.62	-78.12	-68.19	4.88	10.60	H
	3328	-66.23	-13	-53.23	-81.73	-71.16	5.52	12.60	H
	1664	-64.58	-13	-51.58	-73.27	-67.83	4.00	9.40	V
	2496	-65.96	-13	-52.96	-79.35	-69.53	4.88	10.60	V
	3328	-66.36	-13	-53.36	-81.89	-71.29	5.52	12.60	V

Remark: Spurious emissions within 30-1000MHz were found more than 20dB below limit line.

LTE Band 26 / 15MHz / QPSK									
Channel	Frequency (MHz)	ERP (dBm)	Limit (dBm)	Over Limit (dB)	SPA Reading (dBm)	S.G. Power (dBm)	TX Cable loss (dB)	TX Antenna Gain (dBi)	Polarization (H/V)
Middle	1659.5	-69.58	-13	-56.58	-78.55	-72.83	4.00	9.40	H
	2489.25	-64.93	-13	-51.93	-78.41	-68.50	4.88	10.60	H
	3319	-66.22	-13	-53.22	-81.76	-71.15	5.52	12.60	H
	1659.5	-67.00	-13	-54.00	-75.69	-70.25	4.00	9.40	V
	2489.25	-65.87	-13	-52.87	-79.24	-69.44	4.88	10.60	V
	3319	-65.80	-13	-52.80	-81.39	-70.73	5.52	12.60	V

Remark: Spurious emissions within 30-1000MHz were found more than 20dB below limit line.



LTE Band 66 / 1.4MHz / QPSK									
Channel	Frequency (MHz)	EIRP (dBm)	Limit (dBm)	Over Limit (dB)	SPA Reading (dBm)	S.G. Power (dBm)	TX Cable loss (dB)	TX Antenna Gain (dBi)	Polarization (H/V)
Middle	3488.74	-58.36	-13	-45.36	-72.06	-66.40	4.66	12.70	H
	5233.11	-60.98	-13	-47.98	-78.91	-67.47	6.31	12.80	H
	6977.48	-60.84	-13	-47.84	-80.46	-65.59	8.35	13.10	H
	3488.74	-58.18	-13	-45.18	-69.59	-66.22	4.66	12.70	V
	5233.11	-62.53	-13	-49.53	-76.14	-69.02	6.31	12.80	V
	6977.48	-61.59	-13	-48.59	-80.71	-66.34	8.35	13.10	V

Remark: Spurious emissions within 30-1000MHz were found more than 20dB below limit line.

LTE Band 66 / 3MHz / QPSK									
Channel	Frequency (MHz)	EIRP (dBm)	Limit (dBm)	Over Limit (dB)	SPA Reading (dBm)	S.G. Power (dBm)	TX Cable loss (dB)	TX Antenna Gain (dBi)	Polarization (H/V)
Middle	3487.3	-57.71	-13	-44.71	-71.41	-65.75	4.66	12.70	H
	5230.95	-60.88	-13	-47.88	-78.81	-67.37	6.31	12.80	H
	6974.6	-60.77	-13	-47.77	-80.39	-65.52	8.35	13.10	H
	3487.3	-58.02	-13	-45.02	-69.43	-66.06	4.66	12.70	V
	5230.95	-63.25	-13	-50.25	-76.86	-69.74	6.31	12.80	V
	6974.6	-61.13	-13	-48.13	-80.25	-65.88	8.35	13.10	V

Remark: Spurious emissions within 30-1000MHz were found more than 20dB below limit line.

LTE Band 66 / 5MHz / QPSK									
Channel	Frequency (MHz)	EIRP (dBm)	Limit (dBm)	Over Limit (dB)	SPA Reading (dBm)	S.G. Power (dBm)	TX Cable loss (dB)	TX Antenna Gain (dBi)	Polarization (H/V)
Middle	3485.5	-58.43	-13	-45.43	-72.13	-66.47	4.66	12.70	H
	5228.25	-62.52	-13	-49.52	-80.45	-69.01	6.31	12.80	H
	6971	-61.10	-13	-48.10	-80.72	-65.85	8.35	13.10	H
	3485.5	-59.83	-13	-46.83	-71.24	-67.87	4.66	12.70	V
	5228.25	-64.61	-13	-51.61	-78.22	-71.10	6.31	12.80	V
	6971	-61.35	-13	-48.35	-80.47	-66.10	8.35	13.10	V

Remark: Spurious emissions within 30-1000MHz were found more than 20dB below limit line.



LTE Band 66 / 10MHz / QPSK									
Channel	Frequency (MHz)	EIRP (dBm)	Limit (dBm)	Over Limit (dB)	SPA Reading (dBm)	S.G. Power (dBm)	TX Cable loss (dB)	TX Antenna Gain (dBi)	Polarization (H/V)
Middle	3481	-58.39	-13	-45.39	-72.09	-66.43	4.66	12.70	H
	5221.5	-62.20	-13	-49.20	-80.13	-68.69	6.31	12.80	H
	6962	-61.34	-13	-48.34	-80.96	-66.09	8.35	13.10	H
	3481	-58.41	-13	-45.41	-69.82	-66.45	4.66	12.70	V
	5221.5	-65.22	-13	-52.22	-78.83	-71.71	6.31	12.80	V
	6962	-61.68	-13	-48.68	-80.8	-66.43	8.35	13.10	V

Remark: Spurious emissions within 30-1000MHz were found more than 20dB below limit line.

LTE Band 66 / 15MHz / QPSK									
Channel	Frequency (MHz)	EIRP (dBm)	Limit (dBm)	Over Limit (dB)	SPA Reading (dBm)	S.G. Power (dBm)	TX Cable loss (dB)	TX Antenna Gain (dBi)	Polarization (H/V)
Middle	3476.5	-57.29	-13	-44.29	-70.99	-65.33	4.66	12.70	H
	5214.75	-60.52	-13	-47.52	-78.45	-67.01	6.31	12.80	H
	6953	-60.75	-13	-47.75	-80.37	-65.50	8.35	13.10	H
	3476.5	-57.87	-13	-44.87	-69.28	-65.91	4.66	12.70	V
	5214.75	-62.06	-13	-49.06	-75.67	-68.55	6.31	12.80	V
	6953	-61.58	-13	-48.58	-80.7	-66.33	8.35	13.10	V

Remark: Spurious emissions within 30-1000MHz were found more than 20dB below limit line.

LTE Band 66 / 20MHz / QPSK									
Channel	Frequency (MHz)	EIRP (dBm)	Limit (dBm)	Over Limit (dB)	SPA Reading (dBm)	S.G. Power (dBm)	TX Cable loss (dB)	TX Antenna Gain (dBi)	Polarization (H/V)
Middle	3472	-57.12	-13	-44.12	-70.82	-65.16	4.66	12.70	H
	5208	-59.39	-13	-46.39	-77.32	-65.88	6.31	12.80	H
	6944	-61.13	-13	-48.13	-80.75	-65.88	8.35	13.10	H
	3472	-56.74	-13	-43.74	-68.15	-64.78	4.66	12.70	V
	5208	-61.75	-13	-48.75	-75.36	-68.24	6.31	12.80	V
	6944	-61.51	-13	-48.51	-80.63	-66.26	8.35	13.10	V

Remark: Spurious emissions within 30-1000MHz were found more than 20dB below limit line.



LTE Band 71 / 5MHz / QPSK									
Channel	Frequency (MHz)	ERP (dBm)	Limit (dBm)	Over Limit (dB)	SPA Reading (dBm)	S.G. Power (dBm)	TX Cable loss (dB)	TX Antenna Gain (dBi)	Polarization (H/V)
Middle	1356.5	-56.20	-13	-43.20	-57.91	-60.57	2.88	9.40	H
	2034.75	-69.04	-13	-56.04	-75.10	-73.99	3.50	10.60	H
	2713	-69.18	-13	-56.18	-77.18	-75.00	4.63	12.60	H
	1356.5	-50.31	-13	-37.31	-53.51	-54.68	2.88	9.40	V
	2034.75	-67.09	-13	-54.09	-73.04	-72.04	3.50	10.60	V
	2713	-68.26	-13	-55.26	-76.29	-74.08	4.63	12.60	V

Remark: Spurious emissions within 30-1000MHz were found more than 20dB below limit line.

LTE Band 71 / 10MHz / QPSK									
Channel	Frequency (MHz)	ERP (dBm)	Limit (dBm)	Over Limit (dB)	SPA Reading (dBm)	S.G. Power (dBm)	TX Cable loss (dB)	TX Antenna Gain (dBi)	Polarization (H/V)
Middle	1352	-57.82	-13	-44.82	-59.53	-62.19	2.88	9.40	H
	2028	-67.67	-13	-54.67	-73.73	-72.62	3.50	10.60	H
	2704	-68.19	-13	-55.19	-76.19	-74.01	4.63	12.60	H
	1352	-49.63	-13	-36.63	-53.06	-54.00	2.88	9.40	V
	2028	-66.32	-13	-53.32	-72.27	-71.27	3.50	10.60	V
	2704	-68.84	-13	-55.84	-76.87	-74.66	4.63	12.60	V

Remark: Spurious emissions within 30-1000MHz were found more than 20dB below limit line.

LTE Band 71 / 15MHz / QPSK									
Channel	Frequency (MHz)	ERP (dBm)	Limit (dBm)	Over Limit (dB)	SPA Reading (dBm)	S.G. Power (dBm)	TX Cable loss (dB)	TX Antenna Gain (dBi)	Polarization (H/V)
Middle	1347.5	-63.70	-13	-50.70	-65.41	-68.07	2.88	9.40	H
	2021.25	-68.14	-13	-55.14	-74.20	-73.09	3.50	10.60	H
	2695	-69.53	-13	-56.53	-77.53	-75.35	4.63	12.60	H
	1347.5	-58.95	-13	-45.95	-60.79	-63.32	2.88	9.40	V
	2021.25	-68.41	-13	-55.41	-74.36	-73.36	3.50	10.60	V
	2695	-69.46	-13	-56.46	-77.49	-75.28	4.63	12.60	V

Remark: Spurious emissions within 30-1000MHz were found more than 20dB below limit line.



LTE Band 71 / 20MHz / QPSK									
Channel	Frequency (MHz)	ERP (dBm)	Limit (dBm)	Over Limit (dB)	SPA Reading (dBm)	S.G. Power (dBm)	TX Cable loss (dB)	TX Antenna Gain (dBi)	Polarization (H/V)
Middle	1343	-59.80	-13	-46.80	-61.51	-64.17	2.88	9.40	H
	2014.5	-68.02	-13	-55.02	-74.08	-72.97	3.50	10.60	H
	2686	-70.09	-13	-57.09	-78.09	-75.91	4.63	12.60	H
	1343	-56.35	-13	-43.35	-58.19	-60.72	2.88	9.40	V
	2014.5	-67.81	-13	-54.81	-73.76	-72.76	3.50	10.60	V
	2686	-69.99	-13	-56.99	-78.02	-75.81	4.63	12.60	V

Remark: Spurious emissions within 30-1000MHz were found more than 20dB below limit line.