



Raymarine UK Limited

S100 Controller

Test Set-up Photographs

FCC ID PJ5S100

IC: 4069B-S100



Figure 1 View from within chamber showing turntable base and mast set-up.




Figure 2 EUT mounted on supporting bracket on turntable in test chamber.




Figure 3 Set up in chamber for 2GHz-7GHz measurements at 3m.



Figure 4 Set up showing measurements above 7GHz at 1m.




Figure 5 Setup for Receive mode below 2GHz