



Raymarine UK Limited

Base Station

Test Set-up Photographs

FCC ID PJ5BASE

IC: 4069B-BASE



Figure 1 View from within chamber showing turntable base and mast set-up.




Figure 2 EUT mounted on supporting bracket on turntable in test chamber.




Figure 3 Rear view of EUT set up showing 20m of SeaTalk cable




Figure 4 Auxiliary equipment located on turntable base.



Figure 5 Set up in chamber for 2GHz-7GHz measurements at 3m.



Figure 6 Set up showing measurements above 7GHz at 1m.