




**NGS 4kW Digital Open Array Radar Scanner**

**Internal Photographs**

## **INDEX**

<b>Page No.</b>	<b>Description</b>
<b>3</b>	<b>Scanner opened for servicing - left-hand view</b>
<b>4</b>	<b>Scanner opened for servicing - right-hand view</b>
<b>5</b>	<b>Scanner opened for servicing - rear view</b>
<b>6</b>	<b>Scanner opened for servicing - core module removed</b>
<b>7</b>	<b>Motor/gearbox assembly and rotating joint</b>
<b>8</b>	<b>Radar core assembly - top view</b>
<b>9</b>	<b>Radar core assembly - top view - LNC cover removed</b>
<b>10</b>	<b>Radar core assembly - top view - LNC removed</b>
<b>11</b>	<b>LNC PCB module top (component) side with screening can removed</b>
<b>12</b>	<b>LNC PCB module underside</b>
<b>13</b>	<b>Radar core assembly - lower view</b>
<b>14</b>	<b>Modulator/PSU PCB - lower view</b>
<b>15</b>	<b>Radar core assembly - lower view - Modulator/PSU PCB removed</b>
<b>16</b>	<b>Modulator/PSU PCB - top (component side) view</b>
<b>17</b>	<b>Radar core assembly - lower view - IF cover removed</b>
<b>18</b>	<b>Radar core assembly - lower view - IF PCB Assembly removed</b>
<b>19</b>	<b>I.F. PCB Assembly top side</b>
<b>20</b>	<b>I.F. PCB Assembly underside</b>




NGS 4kW Digital Open Array Radar Scanner - left-hand view - opened to service position

Interior view 1




NGS 4kW Digital Open Array Radar Scanner - right-hand view - opened to service position

Interior view 2




NGS 4kW Digital Open Array Radar Scanner - rear view - opened to service position

Interior view 3




**NGS 4kW Digital Open Array Radar Scanner - interior view with radar core removed.**

**Interior view 4**




NGS 4kW Digital Open Array Radar Scanner - view of motor/gearbox assembly and rotating joint.

Interior view 5




**NGS 4kW Digital Open Array Radar Scanner - core module top view showing magnetron, circulator, cooling fan and fixed/rotary joint coupling. Interior view 6**






NGS 4kW Digital Open Array Radar Scanner - core module top view with cover removed to show LNC assembly.

Interior view 7




NGS 4kW Digital Open Array Radar Scanner - core module top view with LNC assembly removed.

Interior view 8




**NGS 4kW Digital Open Array Radar Scanner - LNC assembly with screening can removed.**

**Interior view 9**




NGS 4kW Digital Open Array Radar Scanner - LNC assembly underside.

Interior view 10




NGS 4kW Digital Open Array Radar Scanner - core module bottom view with magnetron and cooling fan connected.

Interior view 11




**NGS 4kW Digital Open Array Radar Scanner - core module bottom view with cover removed to show underside of modulator/psu pcb - magnetron and cooling fan disconnected.**

**Interior view 12**



**NGS 4kW Digital Open Array Radar Scanner - core module bottom view with modulator/psu pcb removed to show IF assembly screening cover.**


**Interior view 13**



NGS 4kW Digital Open Array Radar Scanner - modulator/psu pcb top view.


Interior view 14





**NGS 4kW Digital Open Array Radar Scanner - core module bottom view with modulator/psu pcb and IF assembly cover removed.**


**Interior view 15**



**NGS 4kW Digital Open Array Radar Scanner - core module bottom view with modulator/psu pcb and IF assembly removed.**

**Interior view 16**





NGS 4kW Digital Open Array Radar Scanner - IF pcb assembly, bottom view

Interior view 18